

# An Introduction to the UK Data Service

Emily Durrant

Data Access and Use Assistant

5<sup>th</sup> October 2021



# Overview

- Who are we?
- What is data?
- What types of data do we hold?
- Online resources
- Further help
- Questions?



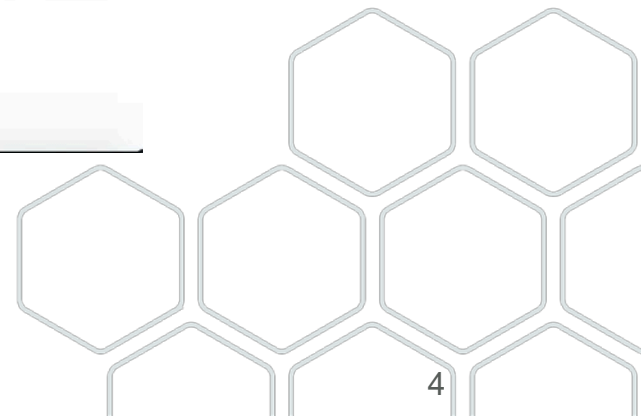
# What is the UK Data Service?

- Comprehensive resource funded by the ESRC
- Access to secondary social science data
- The UK Data Archive is the lead organisation
- Support, training and guidance



# UK Data Service Website

The screenshot shows the UK Data Service website homepage. At the top left is the logo, which consists of a stylized 'U' made of colorful vertical bars followed by the text 'UK Data Service'. To the right of the logo is a search bar with a magnifying glass icon and the text 'Site search'. Further right are two buttons: 'Login' and 'Register'. Below the logo and search bar is a horizontal navigation menu with purple background and white text. The menu items are: 'Find data', 'Deposit data', 'Learning hub', 'Training and events', 'About', 'News', 'Impact', 'Help', and 'Contact'. The main content area features a large background image of a busy pedestrian walkway by a waterfront. Overlaid on this image is the text 'Welcome to the UK Data Service' in a large, white, sans-serif font. Below this is a smaller line of text: 'Trusted access and training to use the UK's largest collection of economic, social and population data for research and teaching'. At the bottom of this section is another search bar with the text 'Search our data catalogue' and a yellow 'Search' button. Below the main content area is a section titled 'Key services' with a purple underline.



# Who is it for?

- Academic researchers and students
- Government analysts
- Charities and foundations
- Business consultants and data analysts
- Independent research centres and think tanks
- Independent researchers



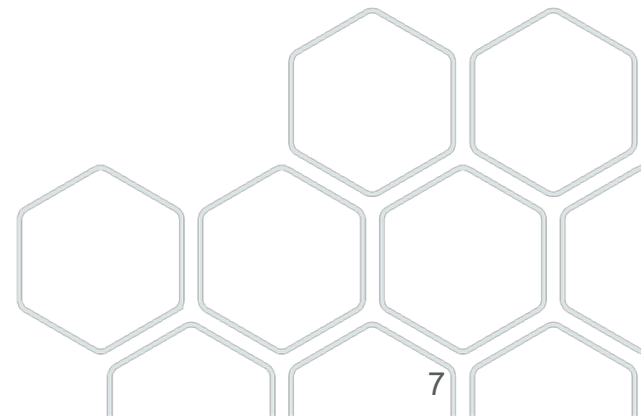
# What is data?

- Facts and statistics collected together for reference or analysis
- Distinct pieces of information
- Surveys, administrative records, business records, censuses



# How do you get data?

- Primary data collection?
- Advantages of secondary data collection



# Sources of data

- National statistical authorities
- UK government departments
- Intergovernmental organisations
- Research institutes
- Individual researchers





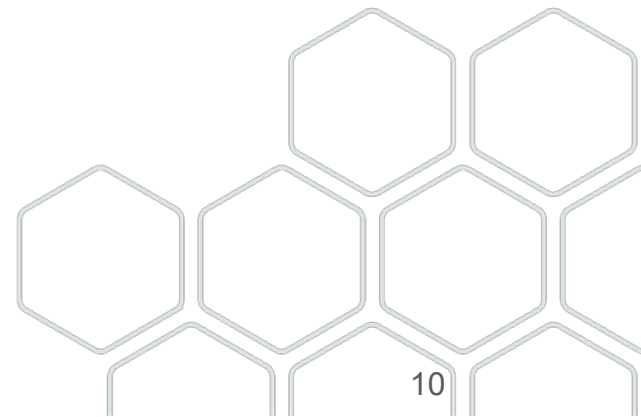
# Types of data

Survey microdata	International microdata	Census	Qualitative/Mixed Methods
Major UK Surveys Cross national Longitudinal	Multi-national aggregate databanks and survey data	Aggregate data for 1971- 2011  Microdata for 1991- 2011	Range of multimedia qualitative data sources  Mix of qualitative and quantitative data



# Microdata vs Macrodata

- Microdata
  - Data at the individual level
  - Collected through surveys
- Macrodata – aggregate data
  - Region or country level
  - Aggregated counts



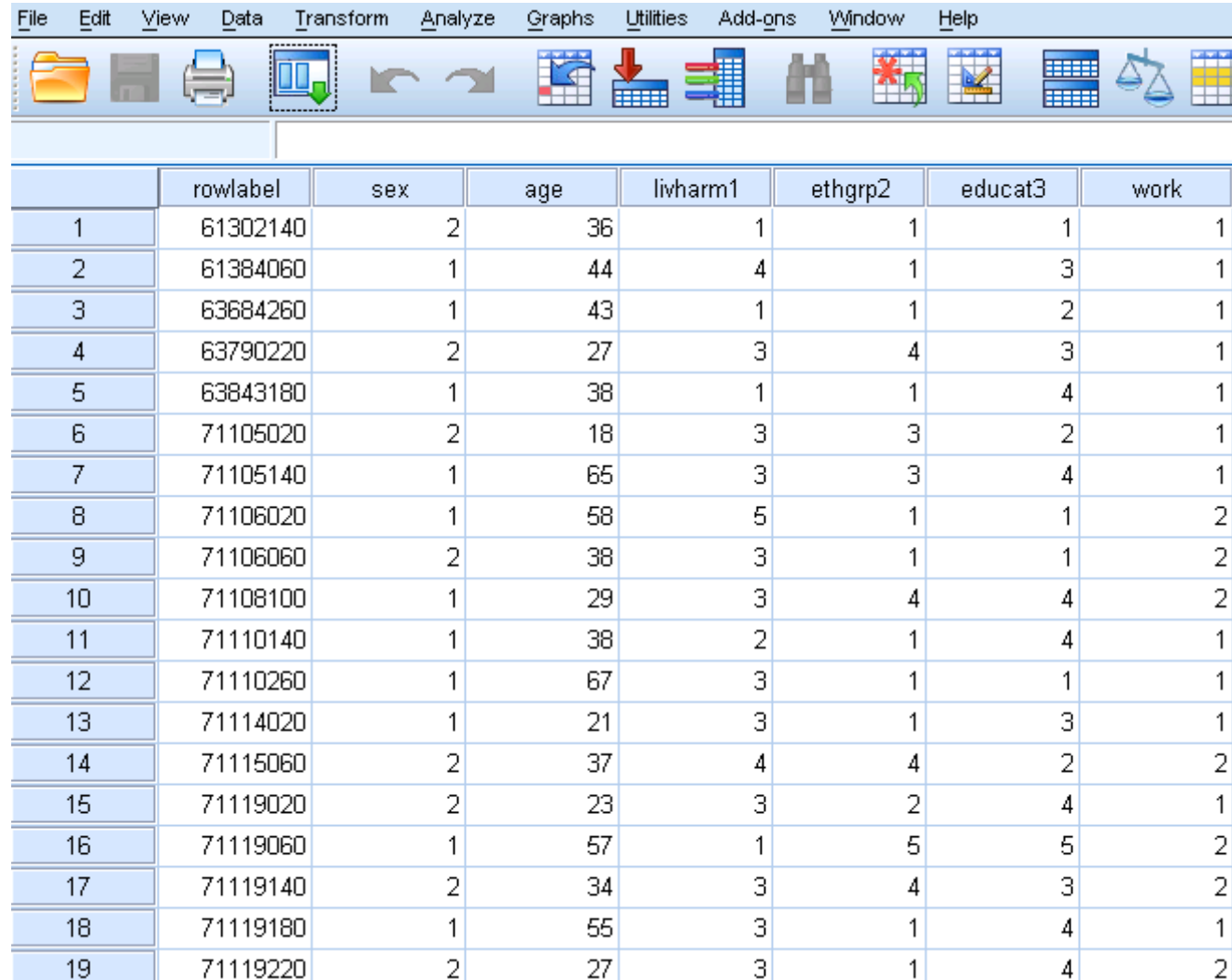
# Survey Microdata

# Survey Microdata

- Anonymised individual or household level data
- Large sample sizes
- Nationally-representative
- SPSS or Stata
- Flexible



# Survey Microdata example



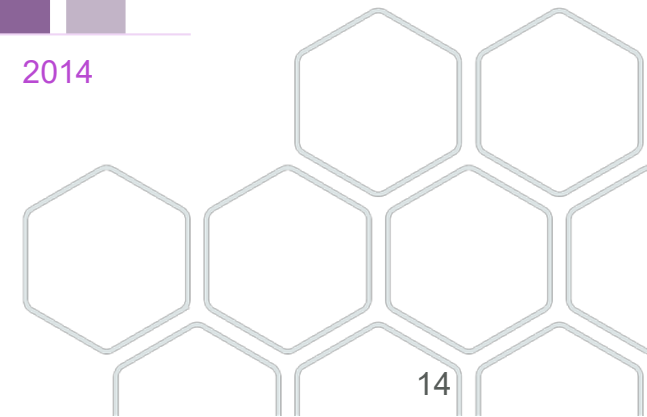
The image shows a screenshot of a statistical software interface. The menu bar includes File, Edit, View, Data, Transform, Analyze, Graphs, Utilities, Add-ons, Window, and Help. The toolbar contains various icons for file operations, data manipulation, and analysis. Below the toolbar is a data table with 19 rows and 8 columns. The columns are labeled rowlabel, sex, age, livharm1, ethgrp2, educat3, and work. The data is as follows:

	rowlabel	sex	age	livharm1	ethgrp2	educat3	work
1	61302140	2	36	1	1	1	1
2	61384060	1	44	4	1	3	1
3	63684260	1	43	1	1	2	1
4	63790220	2	27	3	4	3	1
5	63843180	1	38	1	1	4	1
6	71105020	2	18	3	3	2	1
7	71105140	1	65	3	3	4	1
8	71106020	1	58	5	1	1	2
9	71106060	2	38	3	1	1	2
10	71108100	1	29	3	4	4	2
11	71110140	1	38	2	1	4	1
12	71110260	1	67	3	1	1	1
13	71114020	1	21	3	1	3	1
14	71115060	2	37	4	4	2	2
15	71119020	2	23	3	2	4	1
16	71119060	1	57	1	5	5	2
17	71119140	2	34	3	4	3	2
18	71119180	1	55	3	1	4	1
19	71119220	2	27	3	1	4	2



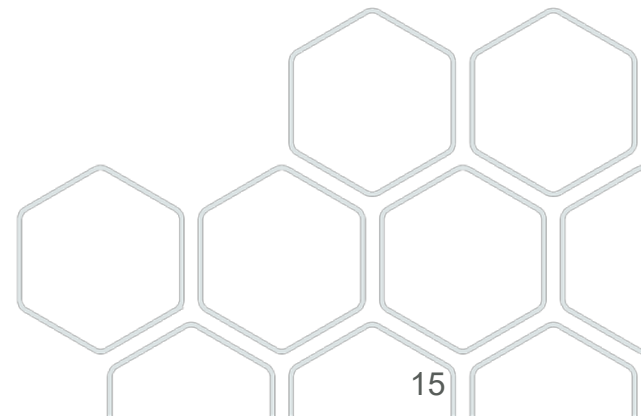
# Survey Microdata: Outputs

Gross Weekly Pay (£) in Main Job by Sex, 2004-2014  
Annual Population Survey



# Cross-sectional surveys

- Many repeated annually
- Different people interviewed
- Snapshot at a specific time point
- Covers- health, work, crime



# Key data: Cross-sectional surveys


- Labour Force Survey (1975-)
- Annual Population Survey (2004-)
- Family Expenditure Survey (1961-2001)
- Crime Survey for England and Wales (1982-)
- British Social Attitudes Survey (1983 -)





# Labour Force Survey

- Annually then quarterly
- International definitions of employment, unemployment & economic inactivity
- Informs social, economic & employment policies
- Topics include: occupation, training, working hours



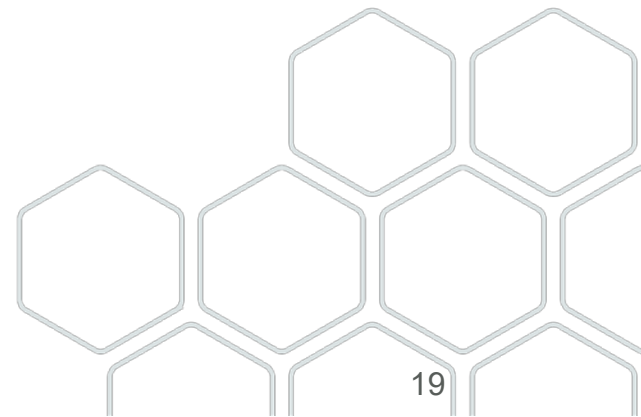
# Longitudinal data – Panel & Cohort data

- Similar to cross-sectional surveys
- One key difference!
  - Use the same individuals
  - Change over time
  - Temporal order of events studied



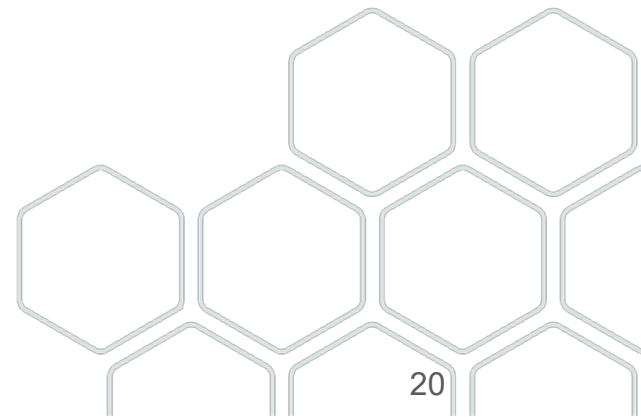
# Panel studies

- Measurements are called waves
- Random sample of individuals
- Questionnaires core content remains the same
- Additional questions can be asked



# Understanding Society

- 40,000 households
- Data collected from all household members
- Employment; family networks; religion, ethnicity, health
- Consents to administrative data linkage



# Cohort studies

- Individuals with a common event
- Measurements are called sweeps
- Examine generational change
- Questionnaire content is age-specific



# Birth cohort studies- sweeps

- 1958 National Child Development Study
- 1970 British Cohort Study
- Millennium Cohort Study



# Cross- national surveys

- Individual or household level data
- Allow comparisons across different countries
- Topics: education and income
- Example- European Quality of Life Survey



# International Macrodata



# International Macrodata

- Time series data aggregated to country/region
- Regularly updated
- International governmental organisations
- Certain access conditions



# International Macrodata themes

Databanks cover:

- Economic performance and development
- Trade, industry and markets
- Employment
- Demography, migration and health
- Governance

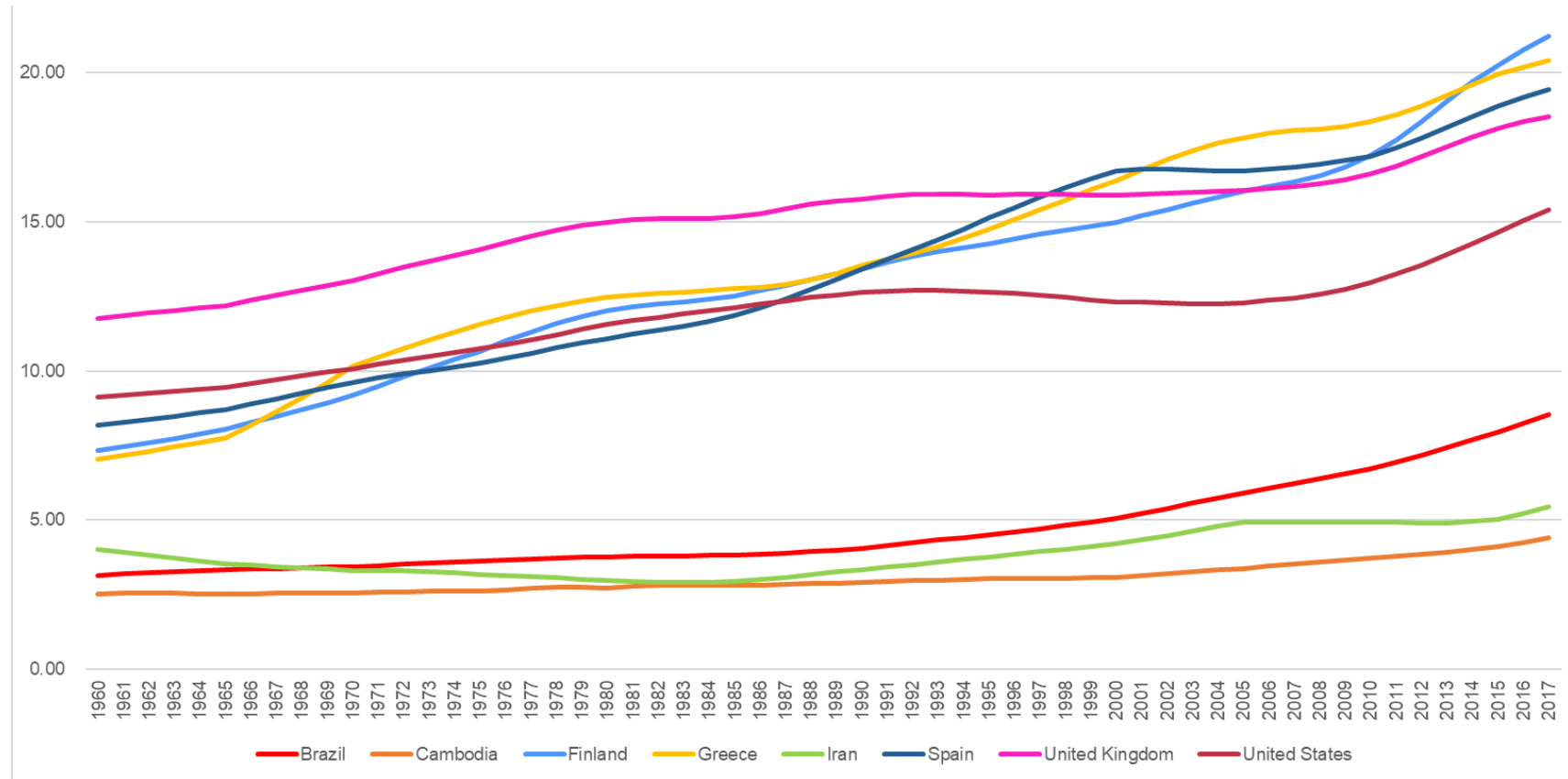


# International Macrodata: Tools

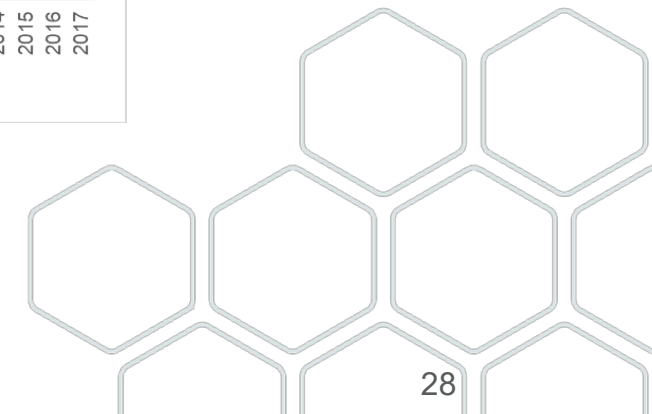
- UKDS.Stat or IMF e-library
- View the data by provider
- Extract the information you require



# International Macrodata Outputs



Population ages 65 & over (% of total population) 1960 – 2017  
World Bank (October 2019): World Development Indicators



# Census Data

# UK Census Data

- 1971-2011 census data
- Used as baseline for other statistics
- Detailed combinations of characteristics
- Small geographies



# Census Aggregate Data

- Counts of people with particular combinations of characteristics
- Large to very small areas



# Census tools- InFuse

UK Data Service  
Census Support



## InFuse: 2011 Census data



Steps: **1** 2 3 4

[Start Again](#)

### Topics

[+ Show Guidance](#)

#### Filters

[Clear filters](#)

Showing 90 topic combinations

Page 1 of 6

First < 1 | 2 | 3 > Last

#### Topics

- Accommodation type
- Adult lifestage (alternative adult definition)
- Adults in household, number of
- Age
- Age of arrival in the UK
- Age of children
- Age of household reference person
- Age of schoolchildren and

• Accommodation type

- Age
- Dependent children
- Family status
- Sex

Select

- Age
- Economic activity
- Industry

Select

- Age
- Economic activity

Select

- Accommodation type
- Usual resident population

- Age
- Economic activity
- Hours worked
- Sex

Select

- Age
- Economic activity
- Occupation
- Sex

Select

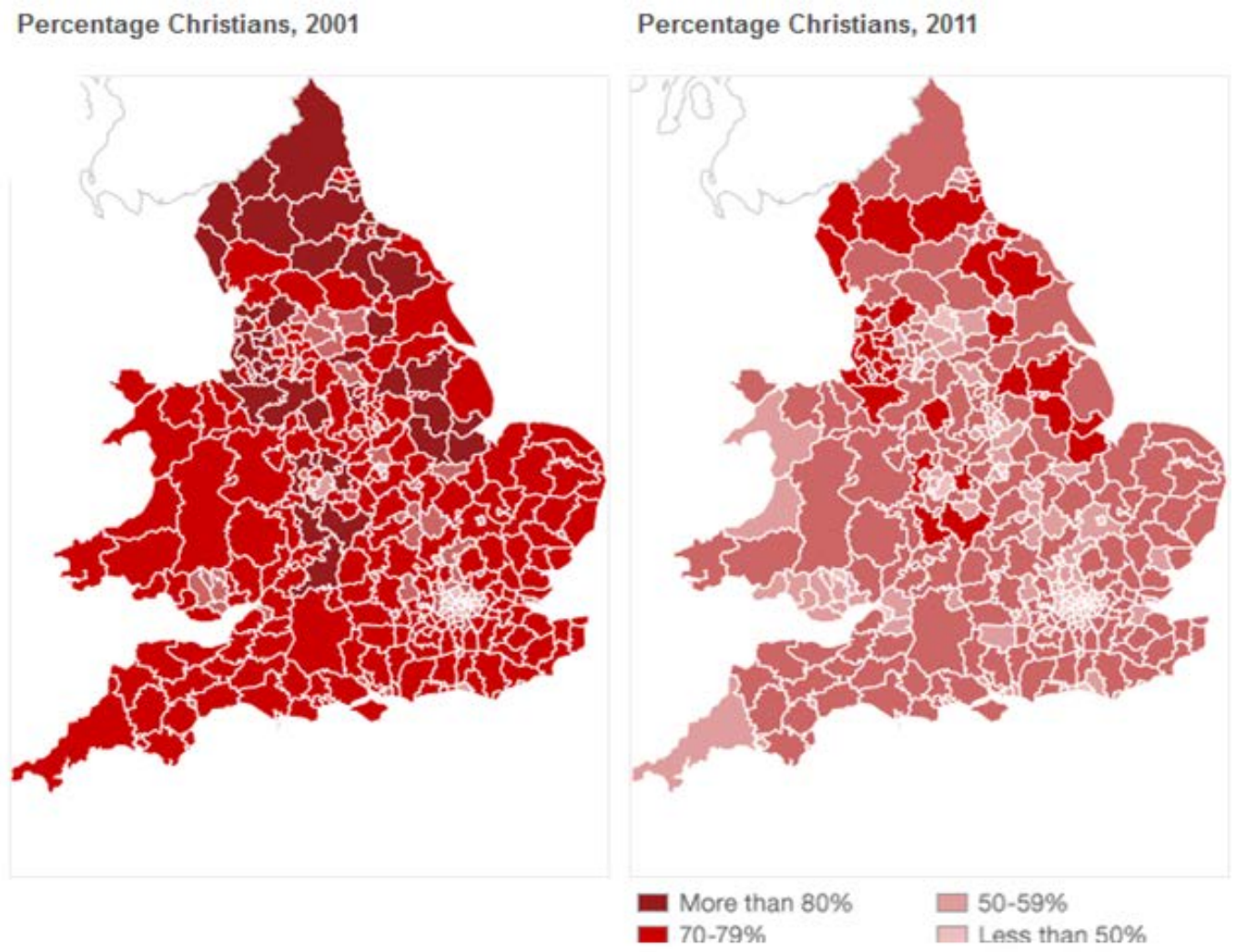
- Age
- Qualification, highest level of

Select

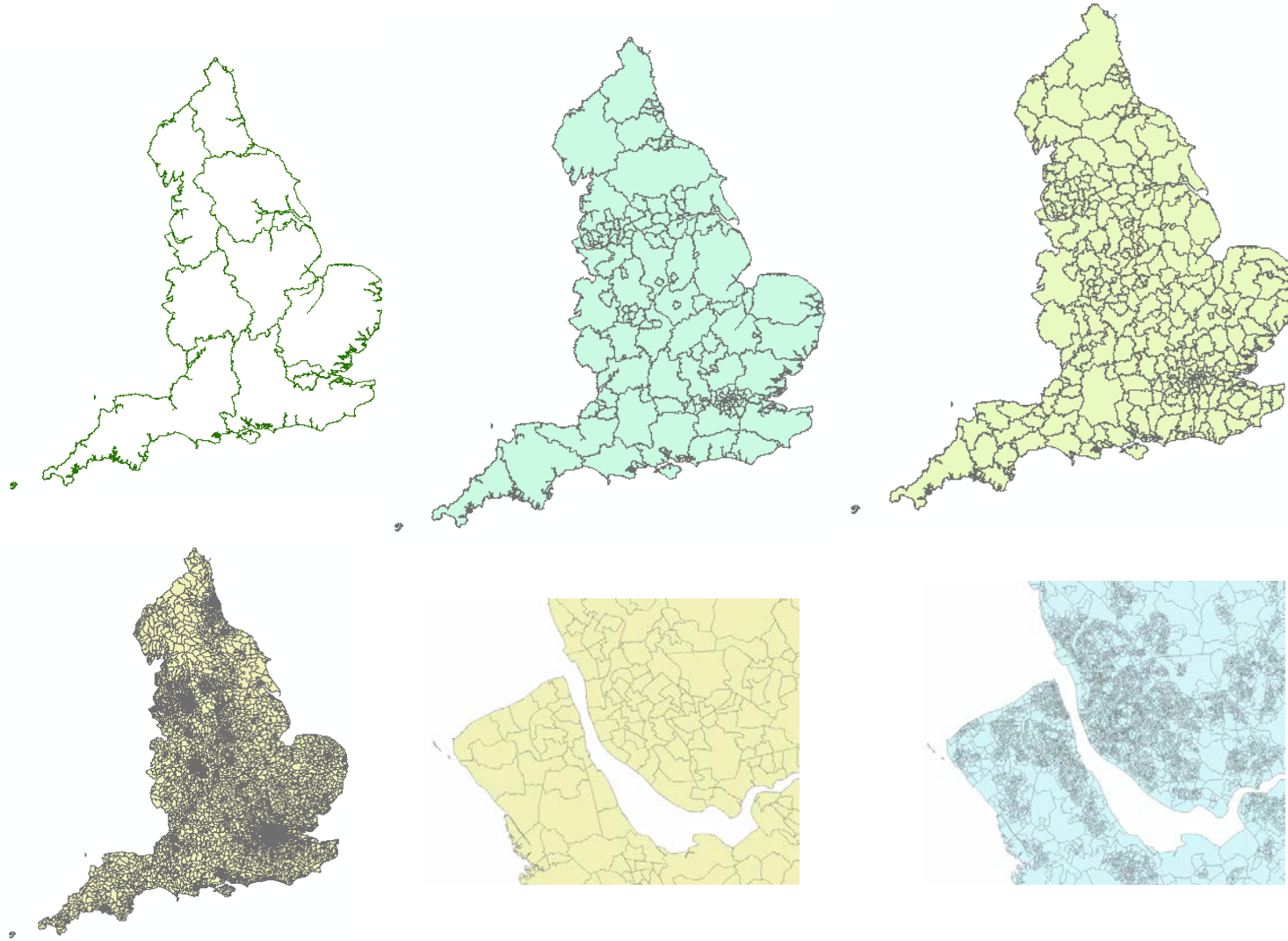




# Census data Output: Religion



# Census Boundary data



# Census tools: Boundary data

**Easy Download**  
**Boundary Data Selector**  
**Postcode Directory**  
**Postcode Data Selector**

What and Where? **Format**

For help with using the Boundary Data Selector interface, see:  
**How to use Boundary Data Selector**

Select:

Country  Geography  Dates  **Find**

**Boundaries**

**Area(s) of Interest:**

List Areas  
Expand Selection  
Previous List

<b>Search Summary:</b>	
<b>Data Format:</b>	SHAPE
<b>Archive Method:</b>	Zip

**Extract Boundary Data**



# Census Flow data

- Special type of aggregate data
- There is an origin and destination
- Two main types: commuting and migration
- WICID tool



# Census Microdata

- Anonymised individual-level data
- Analysed using SPSS or Stata
- Flexible
- 1991, 2001 and 2011 SARs available




# Registering with the UK Data Service

# Registering with the UK Data Service

- UK HE/FE- register through institution
- Apply for a username



# Registering on the website



UK Data Service

[Login](#) | [Register](#)

- Find data
- Deposit data
- Learning hub
- Training and events
- About
- News
- Impact
- Help
- Contact

## Help

If you are in the UK and your organisation is part of the UK Access Management Federation (UKAMF) and on this [list of federation members](#), you can use the username and password issued to you by your organisation to register with the UK Data Service.

If you are not in the UK, or your organisation is not on the list of federation members, [request a username](#).

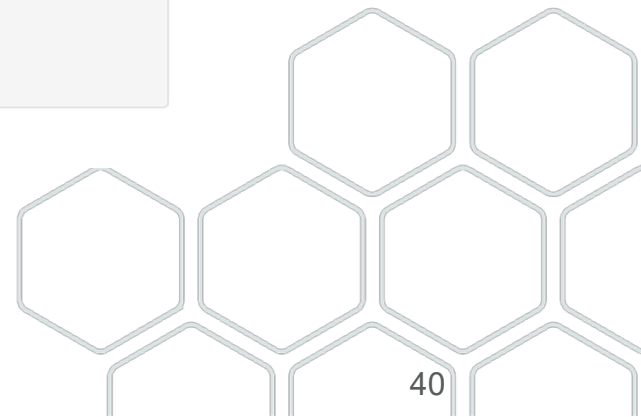
## Login

Select your organisation to continue:

Continue

If you have a username beginning 'ukd', [use this link to login](#).

If you are a Secure Lab user, [login to Secure Lab](#).





# Searching for data

Finding and accessing data from the UK  
Data Service workshop

7<sup>th</sup> October 2021 – 10am

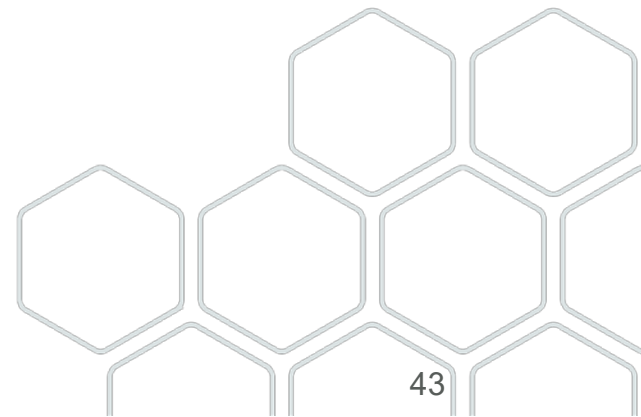


# Useful resources and further help


# Advice for new users

We have webpages for new users about:

- How to register and access data
- How to find data with our search tools
- What kinds of data we hold
- How to contact us



# Help pages



## Registration

---

[Registration and login FAQs >](#)

[How to register if you are not a UK academic user >](#)

[How to register if you are a UK academic user >](#)

## Advice for new users

---

[Data documentation >](#)

[Reasons to cite data correctly >](#)

[FAQs for new users >](#)

[Tips to search the data catalogue >](#)

## How to get data and access information

---

## SecureLab

---



# Resources for using data



## Enhance your data skills and teaching

### [New to using data](#)

Best practice and training for researchers new to accessing and using data in our collection. Includes advice and tools to correctly cite data; student-specific information on our Dissertation Award for undergraduates; and more.

### [Data skills modules](#)

There is a wealth of data available for reuse in research and reports. These free, interactive video tutorials are designed for anyone who wants to start using secondary data. They show you how to get started with finding good quality data, understanding it and starting your analyses.

### [Survey data](#)

Survey data, including data from long-running surveys, series and longitudinal studies, are a major part of social science research. Learn how to use survey and longitudinal data through training resources including videos, on-demand webinars and written guides.



# Helpdesk

Home > Contact

## Contact us

### Frequently asked

Our website has been designed to enable you to access the information you require in the most straightforward way. Please check the information below and the Help section which answers frequent questions.

[How do I access the data?](#)

[I'm looking for a specific type of data, how do I find it?](#)

[I'm looking for ready-made statistics, do you have these?](#)

[I'm having trouble logging in/I need to reset my password](#)

[I'm having trouble logging into SecureLab](#)

[My account has expired, how do I renew it?](#)

[Can I access secure data from outside the UK?](#)

[Are your data free to access?](#)

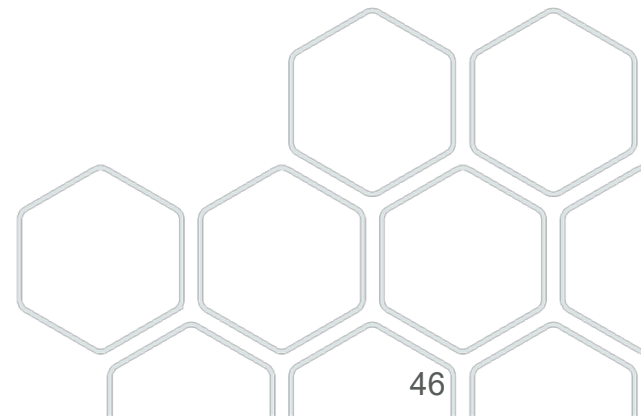
[Do I have to pay to access data for commercial use?](#)

[I'm researching my family history, can you help?](#)

### Contact our helpdesk

If you are still unable to find what you need, please contact our helpdesk with your specific query.

[Get in touch >](#)



Task: explore the website  
<https://ukdataservice.ac.uk/>



# Thank you

<https://ukdataservice.ac.uk/contact/get-in-touch/>

[help@ukdataservice.ac.uk](mailto:help@ukdataservice.ac.uk)

<https://twitter.com/ukdataservice>

