

# Introduction to analysing data about crime using R


Dr Ana Morales-Gomez

Manchester  
4-5 February 2020


# Housekeeping

- Toilets
- Fire alarms

# Programme



Who am I?



# The Crime data collection at the UK Data Service

Dr Ana Morales-Gomez

Introduction to analysing data about crime using R  
Manchester  
4-5 February 2020



# What is the UK Data Service?

- A comprehensive resource funded by the ESRC
- A single point of access to a wide range of secondary social science data
- Support, training and guidance



# ukdataservice.ac.uk

The screenshot shows the homepage of the UK Data Service website. At the top, the browser address bar displays "https://ukdataservice.ac.uk". The navigation menu includes "About us", "Get data", "Use data", "Manage data", "Deposit data", and "News and events". A secondary menu contains "Site search", "Accessibility", "FAQ", "Help", "Contact", and "New users". The main header features the UK Data Service logo, social media icons for LinkedIn, Facebook, Twitter, YouTube, and IT, and a "Register / Log in" button. A large dark blue banner with white text reads "Explore the UK's largest collection of social, economic and population data resources". Below this is a search bar with the text "Search data" and a magnifying glass icon. The page is divided into two columns. The left column is titled "How to cite data correctly" and features a video thumbnail with the text "Why cite data? #CiteTheData" and "CITE THE DATA". The right column is titled "Guides and resources" and lists "Dataset guides", "Topic guides", "Methods and software guides", and "Guides to exploring online", with a "See more" link. A "Video tutorials" section is also visible, featuring a thumbnail of a woman working on a laptop.

# What data do we hold?

## Surveys

Large-scale government funded UK and cross-national surveys

## Longitudinal

Major UK surveys following individuals over time

## International

Multi-nation aggregate databanks and survey data

## Census

Census data 1971 – 2011

## Business

Microdata and administrative data

## Qualitative

Range of multimedia qualitative data sources



# Other resources and support

## Webinars & Workshops

- See events pages

## Guides & Video tutorials

- Topic
- Dataset
- Methods and software

## Helpdesk

- Individual support by e-mail

## Teaching Resources

- Training and e-books
- Worksheets and teaching ideas

# UKDS Crime data collection

## Data by theme: Crime

- List of Key datasets
- Examples on how to find data
- Case studies
- Teaching and case studies of data analysis on crime



The screenshot shows the UK Data Service website interface. At the top, there are navigation links: 'About us', 'Get data', 'Use data', 'Manage data', and 'Deposit data'. Below this is a breadcrumb trail: 'Home > Get data > Data by theme > Crime'. The main heading is 'Crime'. A prominent red banner features the text 'Concerns over youth gangs and anti-social behaviour' next to a scales of justice icon. On the left, a sidebar menu lists categories: 'About our data', 'Key data', 'Data by theme' (with 'Crime' selected), 'Ageing', 'Economics', 'Education', and 'Environment and energy'. At the bottom of the page, there are tabs for 'Key data', 'Data catalogue', 'Research', and 'Resources'.


### Research idea 1: Using data to explore weapon carrying among young people



Researchers in criminology are interested in using data on crime-related issues to assess, for example, government crime reduction policies. The UK Data Service holds data that can be analysed to deliver detailed assessments, beyond the headline reports often carried by the media on crime and social order.

## UKDS Crime data collection (2)

- Data collected by Research Centres and Government Organisations
- Anonymised survey data at the individual level
- Heavily used by academics, Government organisations and research community
- Some of them used to obtain official statistics, i.e. CSEW, SCJS



The screenshot shows the Scottish Government website header with the logo and text 'Scottish Government Riaghaltas na h-Alba gov.scot'. Below the header is a navigation menu with 'About', 'Topics', 'News', 'Publications', 'Consultations', and 'Blogs'. The 'Publications' menu item is highlighted. Below the navigation menu is a breadcrumb trail: 'Home > Publications >'. Underneath the breadcrumb is the text 'PUBLICATION - STATISTICS'. The main title of the page is 'Scottish Crime and Justice Survey 2017-2018: main findings'. In the bottom right corner, there is a logo for 'UK Data Service'.

Scottish Government  
Riaghaltas na h-Alba  
gov.scot

About Topics News **Publications** Consultations Blogs

[Home](#) > [Publications](#) >

PUBLICATION - STATISTICS

# Scottish Crime and Justice Survey 2017-2018: main findings

 UK Data Service

# Crime Survey for England and Wales (CSEW)

[Home](#) > [People, population and community](#) > [Crime and justice](#) > Child abuse in England and Wales

## Child abuse in England and Wales: January 2020

Statistics and research on child abuse in England and Wales, bringing together a range of different data sources from across government and the voluntary sector.

This is the latest release. [View previous releases](#)

**Contact:**

[Meghan Elkin](#)

**Release date:**

14 January 2020

**Next release:**

To be announced

<https://www.ons.gov.uk/peoplepopulationandcommunity/crimeandjustice/bulletins/childabuseinenglandandwales/january2020>

# Scottish Crime and Justice Survey SCJS

## What is covered by the survey?

Experiences of being a victim of:



### Violent Crime

- Including:
- Assault
  - Robbery



### Property Crime

- Including:
- Vandalism
  - Personal theft
  - Other household theft

Public perceptions of:



### Crime



### The police



### The justice system

Respondents also self-complete a questionnaire that covers sensitive topics including **drug use, partner abuse, sexual victimisation & stalking.**

## What is not covered by the survey?

Crime without a specific victim

(e.g. drug possession, speeding)

Crimes against businesses

(e.g. shoplifting)

Crime without a victim to interview

(e.g. homicide)

# Key data on crime

## Repeated Cross-sectional data:

- Crime Survey for England and Wales ([CSEW](#))
- Scottish Crime and Justice Survey ([SCJS](#))
- Commercial Victimization Survey ([CVS](#))

## Cross-Sectional Data

- [Arrestee Survey, 2003-2006](#)
- [Conflicts and Violence in Prison, 1998-2000](#) (qualitative)

## Longitudinal

- [Edinburgh Study of Youth Transitions and Crime : Waves One to Four, 1997-2001](#) (not full collection)
- [Offenders Index Cohort Data, 1953-1997](#) (Cohort data)

# Access

## Three levels of access

- Safeguarded Data
- Special Licence (not Government data)
- Secure Access

Details Documentation Resources **Access data**

### Details

|                              |   |
|------------------------------|---|
| Title:                       | Conflicts and Violence in Prison, 1998-2000   |
| Study number (SN):           | 4596  |
| Access:                      | These data are <a href="#">safeguarded</a>  |
| Persistent identifier (DOI): | <a href="https://doi.org/10.5255/UKDA-SN-4596-1">10.5255/UKDA-SN-4596-1</a>   |
| Principal investigator(s):   | Edgar, K., University of Oxford, Centre for Criminological Research<br>Martin, C., University of Oxford, Centre for Criminological Research |

## Crime Survey for England and Wales

[Abstract](#) [FAQ's](#) [Resources](#)

### Access data

#### GN 33174

Crime Survey for England and Wales, 1982-

#### GN 33465

Crime Survey for England and Wales, 2011- : Secure Access

Click on a series name or an arrow to see the datasets.

[How to access data held by the UKDS?](#)

# Documentation

## Commercial Victimization Survey, 2017

Details

Documentation

Resources

Access data

### Documentation

| Title                                       | File name  | Size (MB) |
|---|--|-----------|
| CVS: Notes on the Use of the Datasets, 2017 | <a href="#">8352_cvs_dataset_notes_for_2017.pdf</a>        | 0.32      |
| CVS: Questionnaire, 2017                    | <a href="#">8352_cvs_2017_full_questionnaire_final.pdf</a> | 1.4       |
| CVS: Technical Report, 2017                 | <a href="#">8352_cvs_technical_report_2017.pdf</a>         | 4.37      |
| Study information and citation              | <a href="#">UKDA_Study_8352_Information.htm</a>            | 0.01      |
| UK Data Archive Information for Study 8352  | <a href="#">read8352.htm</a>                               | 0.01      |



# Where/how to analyse this data?

## Online

- Nesstar

## Directly on your computer

- Excel
- SPSS
- Stata
- SAS
- **R or R Studio**

| DESCRIPTION  | TABULATION | ANALYSIS |
|--|------------|----------|
| Dataset: Scottish Crime and Justice Survey, 2017-2018  |            |          |
| Scottish Crime and Justice Surveys, 1993-  |            |          |
| Variable Group Section 1: Perceptions of Crime   |            |          |
| <input checked="" type="checkbox"/> Number of years lived in local area  |            |          |
| <input checked="" type="checkbox"/> Whether respondent was personally living at this address 1 year before interview |            |          |
| <input checked="" type="checkbox"/> Perceived change in crime rate in local area in last two years                   |            |          |
| <input checked="" type="checkbox"/> Perceived change in crime rate in Scotland in last two years                     |            |          |
| <input checked="" type="checkbox"/> How safe respondent feels walking alone in local area after dark                 |            |          |
| <input checked="" type="checkbox"/> How safe respondent feels alone in home at night                                 |            |          |



# Questions

Ana Morales-Gomez

[ana.morales@Manchester.ac.uk](mailto:ana.morales@Manchester.ac.uk)

