

Finding and Accessing Data via the UK Data Service

Irene Koraki Folli

Daniel Spence

Access services team

10 November 2022



What we will cover in this session

- **What is the UK Data Service?**
 - Data sources and who can access the data.
 - Types of data available.
 - Data by theme.
 - Finding data.
- **How to access data**
 - Access conditions.
 - How to register for the UK Data Service.
 - Catalogue entries.
 - End user licence data.
 - Special licence data.
 - Secure access data.
- **Useful resources and online tools**

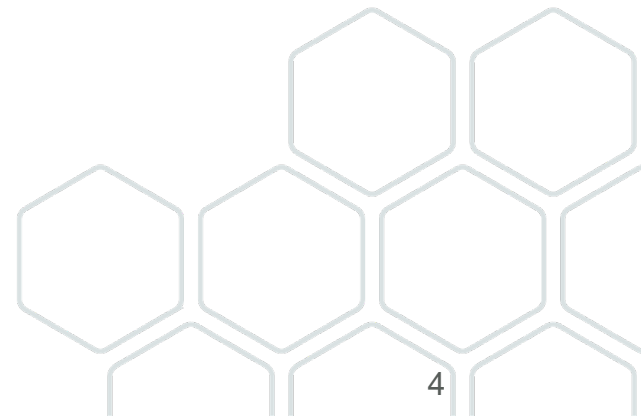
What is the UK Data Service?

- Comprehensive resource funded by the Economic Social and Research Council (ESRC)
- Access to secondary social science data.
- The UK Data Archive is the lead organisation.
- Support, training, and guidance.



Sources of data

- National statistical authorities.
- UK government departments.
- Intergovernmental organisations.
- Research institutes.
- Individual researchers.



Who is it for?

- Academic researchers and students.
- Government analysts.
- Charities and foundations.
- Business consultants and data analysts.
- Independent research centres and think tanks.
- Independent researchers.



Types of Data Available

Survey Microdata:

Major UK Surveys
Cross-national
Longitudinal.

International Macrodata:

Multi-nation aggregate
databanks & Survey data.

Qualitative/Mixed methods:

Range of multimedia
qualitative data sources
Mix of qualitative and
quantitative data.

Census:

Aggregate data for 1971-
2011
Microdata for 1981-2011.

Data Categorisation

By Type

- **Detailed data about persons**

- UK Surveys

- Census microdata

- Cohort and longitudinal studies

- Cross-national surveys

- Business surveys

- **Data about places**

- Small areas; Census data

- Countries; International time series

- **Qualitative and Mixed Method**

By Purpose

Research

Teaching

By Detail

Variables and questions



Quantitative Data Example

	AgeB2	sgrade	Soc	Soc2	gor	sex	Eth	Reg	gen
1	35-44	E	C2DE	DE	North We	Male	White	North	Generati
2	35-44	C1	ABC1	C1C2	North We	Male	White	North	Generati
3	35-44	C2	C2DE	C1C2	East Mid	Female	White	Midlands	Generati
4	65+	D	C2DE	DE	East Mid	Female	White	Midlands	Baby boo
5	65+	D	C2DE	DE	East Mid	Male	White	Midlands	Pre war

SN 8059: Public Attitudes to Animal Research Survey, 2016.

Qualitative Data Example

Information about interviewee

Date of birth : 1902
Gender : M
Marital status : Married
Occupation : Railway worker
Geographic region : Stoke-on-Trent, Staffs

I : Can I have your full name please?

FW : Frank Woolley.

I : And your present address?

FW : 34 Speedwell Street, Longton.

I : And are you married?

FW : Yes.

I : And the year of you marriage?

FW : 1930.

I : The year you were born?

FW : 1902.

I : And where were you born?

FW : Ashfield Road, Longton.

I : Can you remember how many years you lived in Edgefield Road in the house where you were born?

FW : No, I'm afraid not.

I : Can you remember if you stayed in that house until 1918 or were there any moves in between?

FW : Oh there's moves in between.

I : Can you remember where you moved to from Edgefield Road?

FW : The first address I can remember living in is number 8 Heathcote Street, as I can remember living in. So I must have been a baby when I left Edgefield Road.

I : So you can't have lived there very long at all?

FW : No. And then the next address is Melvin Street.

I : Can you remember how long you were there?

FW : Oh I should be there 'til I'm about nine I should imagine, eight or nine.

I : And then where did you move to?

FW : 57 Speedwell Street. And that's - that's where I stayed 'til I was married.

I : Do you remember why the family made all these moves?

FW : Oh well in them days they used to do, families could go anywhere. There was always houses empty you know.

I : Do you know why this was?

FW : Well - I couldn't say really. 'Cos I can remember in this row here, three or four houses empty at a time.

I : Couldn't people afford them?

FW : Well they could afford a them but they could move anywhere - but the reason why did move into Speedwell Street is when the family was getting bigger, had a three roomed house see.

I : So as the family increased you need a larger house?

FW : Yes.

I : Can you remember how many brother and sisters you had?

FW : I had three brothers, seven sisters.

I : So there was eleven children altogether?

FW : Yes.

SN2000: Family Life and Work Experience Before 1918, 1870-1973.

Finding Data by theme 1 of 3

UK Data Service

Site search | Login

Find data | Deposit data | Learning hub | Training and events | About | News | Impact | Help | Contact

Welcome to the UK Data Service

Trusted access and training to use the UK's largest collection of economic, social and population data for research and teaching

Search our data catalogue

Key services




[Essential data training resources](#)

Find all UK Data Service training and guidance in our special newsletter. Dr. Vanessa Higgins, our Service Director of User Support and Training, also [provides an overview of our training programmes](#).



[Browse data by theme or type](#)

Ageing, COVID-19, crime, economics education, environment & energy, ethnicity, food, health housing, information & communication, labour, politics, poverty.



[New Census 2021 data](#)

[View our latest news](#) on the second release of data for Northern Ireland. [Read some highlights](#) from the data for England and Wales. [Find out more](#) on the first release for Northern Ireland.

Finding Data by theme 2 of 3



Browse by theme

Ageing >	COVID-19 >	Crime >	Economics >
Environment and energy >	Education >	Ethnicity >	Food >
Health >	Housing >	Information and Communication >	Labour >
Politics >	Poverty >		

Finding Data by theme

3 of 3

Home > Find data > Browse data > COVID-19

COVID-19

The COVID-19 pandemic has changed our lives dramatically and has sparked many questions about the health, social and economic effects on our nations.

Data in the UK Data Service collection can be used to begin to understand these questions and to give context for the current inequalities being experienced due to the COVID-19 lockdown. Data have been collected and are made available on topics such as finance, employment, education, ageing, food, crime, the environment, attitudes and much more. In this rapidly changing landscape, the data will continue to adapt. It is expected that many studies will begin to include questions specific to COVID-19, and when ready much of this data will be made available through the UK Data Service. Explore our library of [impact case studies](#) demonstrating how our data have been used. Find out [how to search our catalogue](#).

[View all data >](#)

Some key datasets

Here are some popular datasets within the theme of COVID-19.

Business Insights and Conditions Survey: Waves 1-30, 2020-2021: Secure Access

Coverage: 2020 - 2021; United Kingdom

Topic: See data catalogue record for full topic listing.

[View >](#)

Community Life COVID-19 Re-contact Survey, 2020

Coverage: 2020 - July 2020; England

Topic: See data catalogue record for full topic listing.

[View >](#)

Data catalogue

Search our data catalogue...

Search

Variable and question bank > QualiBank >

STUDIES (8484)

SERIES (77)

Date from:

440

Date to:

2021

Refine date

Topic:

Data Type:

Access:

Displaying 1 - 10 of 8484 results

Page 1 of 849

Results per page:

10

Sort by:

Most recently released

SN 8833 [Annual Population Survey, April 2020 - March 2021](#)

Office for National Statistics

SN 5182 [International Energy Agency Coal Information, 1960-2020](#)

International Energy Agency

SN 8834 [Scottish Health Survey, 2020: Telephone Survey](#)

Home > Data catalogue > Studies > Study

Studies

Series

<http://doi.org/10.5255/UKDA-SN-8653-6>

Copy study DOI

Business Insights and Conditions Survey: Waves 1-32, 2020-2021: Secure Access

Details

Documentation

Resources

Access data

Details

Title:	Business Insights and Conditions Survey: Waves 1-32, 2020-2021: Secure Access
Alternative title:	BICS; Business Impact of COVID-19 Survey
Study number (SN):	8653
Access:	These data are controlled
Persistent identifier (DOI):	10.5255/UKDA-SN-8653-6
Principal investigator(s):	Office for National Statistics

Sponsors and contributors

Citation and copyright

The citation for this study is:

Finding Data Catalogue search

STUDIES (8485) **SERIES (77)**

Date from: Date to:

[Refine date](#)

Topic:

Data Type:

Access:

Country:

[Reset filters](#)

Data catalogue

Search our data catalogue...

[Variable and question bank >](#) [QualiBank >](#)

STUDIES (8484) **SERIES (77)**

Displaying 1 - 10 of 8484 results Page 1 of 849

Results per page: Sort by:

SN 8833 | [Annual Population Survey, April 2020 - March 2021](#)
Office for National Statistics

SN 5182 | [International Energy Agency Coal Information, 1960-2020](#)
International Energy Agency

SN 8834 | [Scottish Health Survey, 2020: Telephone Survey](#)

Finding Data by theme

The image shows a screenshot of the UK Data Service website homepage. A purple arrow points to the 'Find data' link in the top navigation bar. A yellow arrow points from the search bar on the main banner to the 'Browse data by theme or type' service card below.

UK Data Service

Site search | Login

Find data | Deposit data | Learning hub | Training and events | About | News | Impact | Help | Contact

Welcome to the UK Data Service

Trusted access and training to use the UK's largest collection of economic, social and population data for research and teaching

Search our data catalogue | Search

Key services

- [Essential data training resources](#)

Find all UK Data Service training and guidance in our special newsletter. Dr. Vanessa Higgins, our Service Director of User Support and Training, also [provides an overview of our training programmes](#).
- [Browse data by theme or type](#)

Ageing, COVID-19, crime, economics education, environment & energy, ethnicity, food, health housing, information & communication, labour, politics, poverty.
- [New Census 2021 data](#)

[View our latest news](#) on the second release of data for Northern Ireland. [Read some highlights](#) from the data for England and Wales. [Find out more](#) on the first release for Northern Ireland.

Finding Data by type

Browse by data type

UK Surveys >

Cross-national surveys >

Longitudinal studies >

International macrodata >

Census data >

Business microdata >

Qualitative/mixed methods >

Administrative data >

Teaching datasets

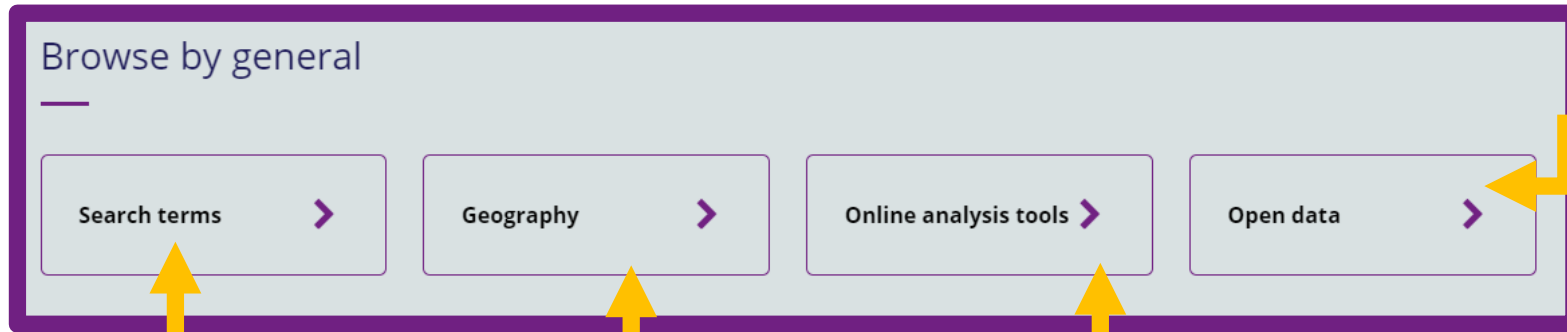
National Survey of Sexual Attitudes and Lifestyles, 2010-2012: Open Access Teaching Dataset >

National Survey of Sexual Attitudes and Lifestyles, 2010-2012: Teaching Dataset >

Crime Survey for England and Wales, 2017-2018: Teaching Dataset >

More teaching datasets >

Finding Data by general browsing



Home > Help > Using HASSET to search for data

Using HASSET to search for data

in Searching for data

What is HASSET?

The Humanities and Social Science Electronic Thesaurus (HASSET) is the leading British English thesaurus for the social sciences. It is a working tool to help you retrieve the data from the UK Data Service collection which best relates to your field of research or interest. You can download HASSET for free.

HASSET has over 4600 terms and more than 3500 alternative terms. Labels are updated with every thesaurus revision ensuring that this tool keeps abreast with the latest terminology used in social science and humanities literature.

Why use HASSET?

Studies in the UK Data Service collection are all assigned keywords which are aligned with HASSET, enabling you to use this tool to help you make a comprehensive keyword search for datasets in the UK Data Service catalogue. Find the appropriate terms to search for in the data catalogue and download them in json, RDF/XML and Turtle.

The thesaurus is pleased to accept suggestions for new terms from data users and licensees. Access [information on contributing to HASSET](#).

More help in 'Searching for data'

- [Searching QualBank >](#)
- [FAQs on searching for data >](#)
- [Variable and Question Bank >](#)

Home > Find data > Geography

Geography

You can browse data available via the UK Data Service by country using our [data catalogue](#) by selecting the 'country' drop-down menu or by browsing our [data map](#). You can also explore data by UK geography:

- Administrative boundaries data from the Office for National Statistics (ONS)
- Postal data ONS
 - Postcode tools
 - StatCount
 - Postcode Data Selector
 - Postcode Directory Download
- Electoral data ONS
 - Boundary data

Looking for information on census data? We hold and enable access to aggregate, boundary, flow and microdata from the last six censuses from 1961 through to 2011 and will be supporting the government in providing access to the census data for 2021.

Census

Find out more about census data in the census section of the Learning hub.

[Go to the home for census data for all parts of the UK >](#)

Home > Help > Online tools for exploring data

Online tools for exploring data

in Exploring data online

Explore data online using these tools

We provide a suite of online tools, so you can explore the data held in our collection, including survey data, qualitative data and census microdata.

Exploring survey data

Nesstar

Nesstar enables you to search, browse, visualise, analyse and download a selected range of different kinds of social and economic data, from survey data to multidimensional tables.

Resources

- Access [Nesstar](#)
- Video tutorial on [using Nesstar to download a subset of data](#)
- [How to use the survey data in Nesstar video guide](#)
- [ZAGAT: ONS Online Study Catalogue](#)
- [The European Social Survey \(ESS\)](#)
- More [information on researching survey data](#)

The Variable and Question Bank

The [Variable and Question Bank](#) (VOB) is the UK Data Service's search and browse interface for survey variables and questions. Use the Variable and Question Bank to identify which survey datasets contain questions or variables of interest to you.

Resources

- Access the [Variable and Question Bank](#)
- Further information on [how to use the Variable and Question Bank](#)

Exploring qualitative data

QualBank

QualBank is the UK Data Service's search and browse interface for qualitative data objects allowing searching of the content of text files, such as interviews, essays, open ended questions and reports.

Data catalogue

Search our data catalogue...

Variable and question bank > QualBank >

STUDIES (8485) SERIES (77)

Date from: 440 Date to: 2021

Refine date

Displaying 1 - 10 of 971 results Page 1 of 98

Results per page: 10 Sort by: Most recently released

SN 854945	Deep Sea Mining Study, 2016-2018
Childs, J, Lancaster University	
SN 854999	Drivers of Chinese Manufacturing Investment in Africa, 2016-2017
Braungam, O, Johns Hopkins University School of Advanced International Studies	
SN 855073	Visualising and Representing Environmental Change: Interviews with Island Residents, 2018-2020

Finding Data Activity

Using the information we've just covered please take a moment to locate a dataset on your theme/type of interest.

Start by visiting our Homepage:

[UK Data Service](https://ukdataservice.ac.uk/): (<https://ukdataservice.ac.uk/>)

5 minutes will be allotted for this activity.

Time for a poll!

What we will cover in this session

- What is the UK Data Service?
 - Data sources and who can access the data.
 - Types of data available.
 - Data by theme.
 - Finding data.
- **How to access data**
 - Access conditions.
 - How to register for the UK Data Service.
 - Catalogue entries.
 - End user licence data.
 - Special licence data.
 - Secure access data.
- Useful resources and online tools

Data Access Policy

ReShare Data

Self-deposited data, access conditions may be non-standard.

Safeguarded Data

- Available to registered researchers.

End user licence - No direct identifiers but some disclosure risk through linking of indirect identifiers.

Special Licence - Anonymised but contains more detailed information than EUL data. Require compliance with the additional conditions and approval from the data owner.

Open Data

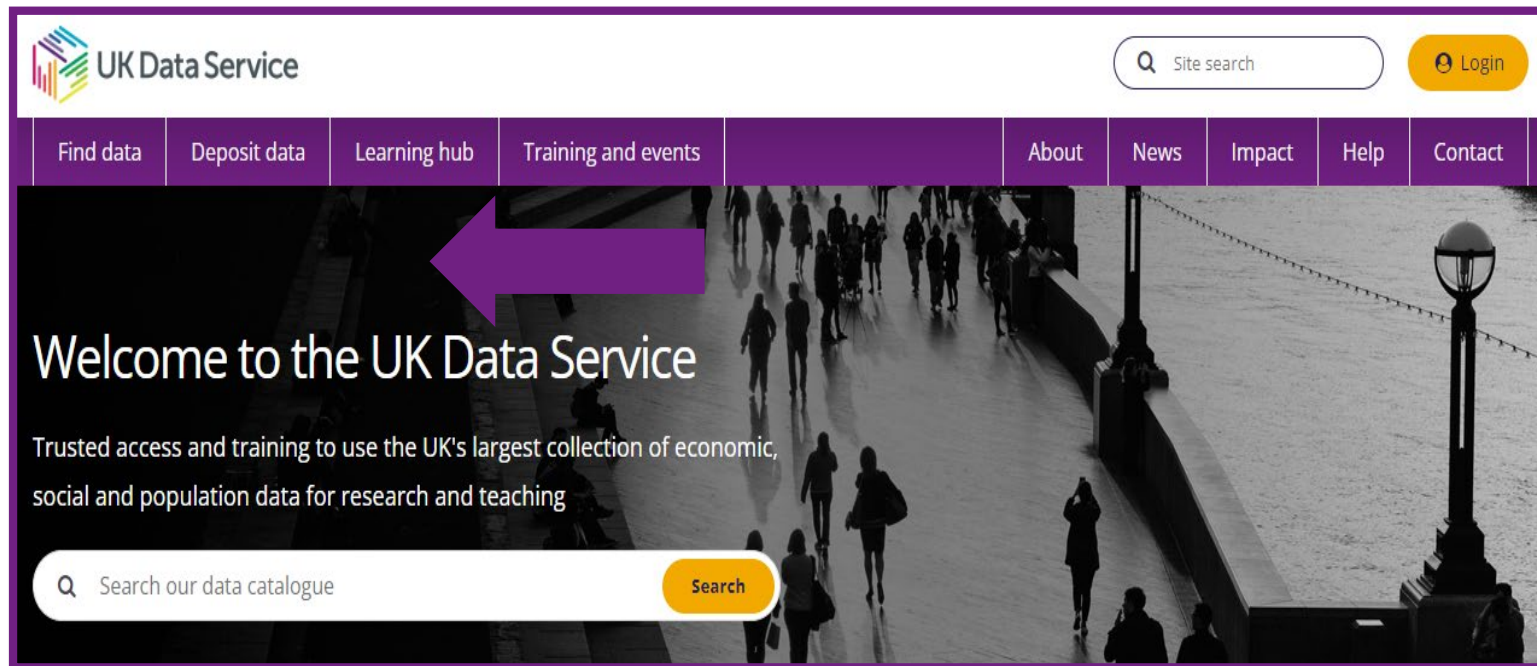
- Minimal disclosure risk.
- No registration required.
 - Require data acknowledgement.

Controlled Data

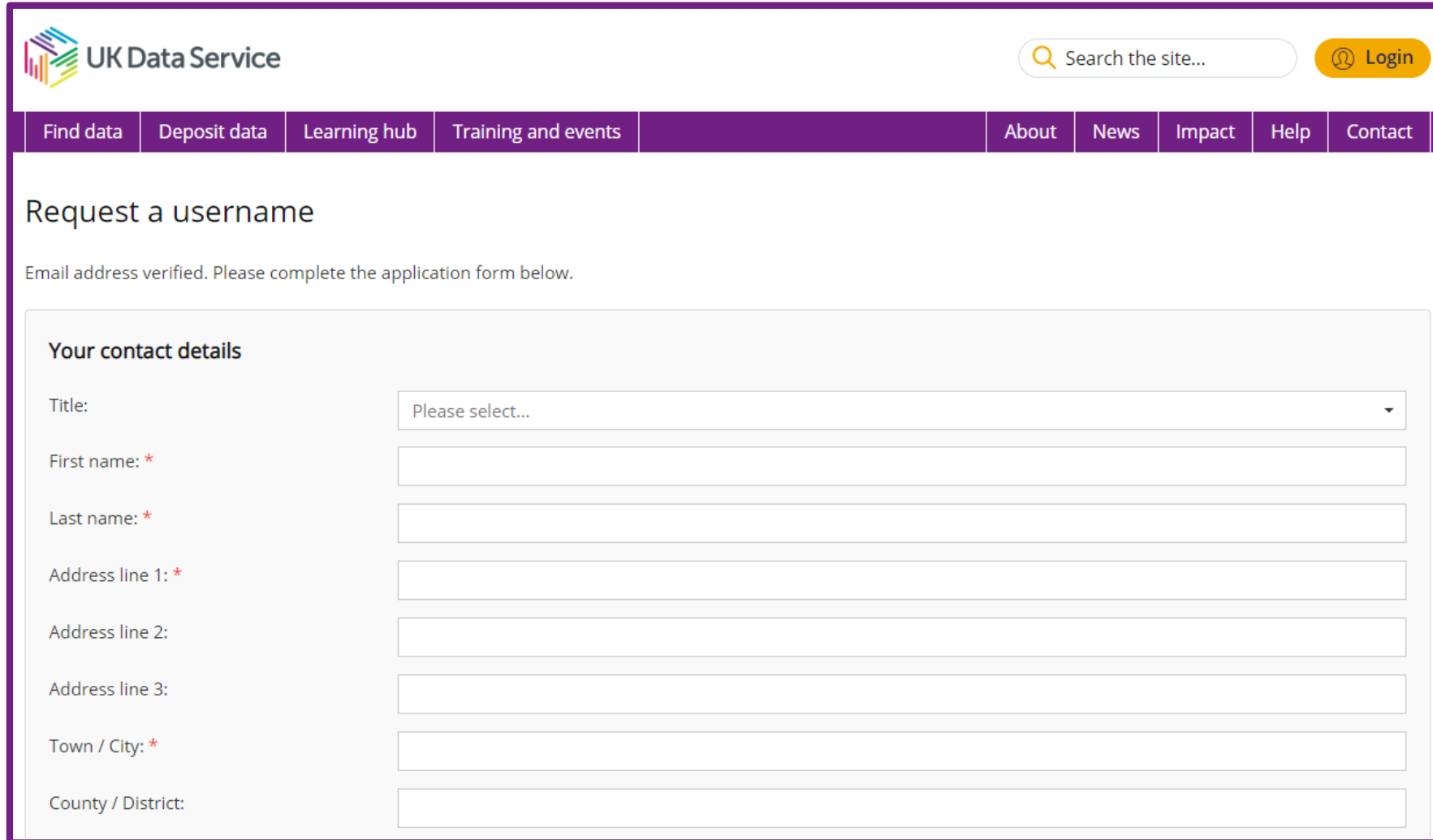
- Access through SecureLab, Safe Room, or SafePod Network.
- May contain disclosure information.
- Limited to Accredited Researchers who demonstrate trustworthiness and completed Safe Researcher Training.
 - Must be located in the UK when accessing.

How to register

- There are two ways to register for an account with the UK Data Service




How to register...contd



The screenshot shows the UK Data Service website with a navigation menu and a registration form. The form is titled 'Request a username' and includes a message: 'Email address verified. Please complete the application form below.' The form section is titled 'Your contact details' and contains the following fields:

- Title: A dropdown menu with the text 'Please select...' and a downward arrow.
- First name: * A text input field.
- Last name: * A text input field.
- Address line 1: * A text input field.
- Address line 2: A text input field.
- Address line 3: A text input field.
- Town / City: * A text input field.
- County / District: A text input field.

How to register...contd


 UK Data Service

Search the site... [Login](#)

[Find data](#) [Deposit data](#) [Learning hub](#) [Training and events](#) [About](#) [News](#) [Impact](#) [Help](#) [Contact](#)

Login

If you are at a UK college or university, it's likely you can sign-in using your username/password for your college or university. Start typing your organisation name below:

Start typing the name of your organisation... 

Continue: you will be redirected to your organisation's website to sign-in

My organisation is not listed.

If you are a SecureLab user, [click here to login to SecureLab](#).

Demonstration

- Catalogue.
- Accessing End User License Data.
- Accessing special License Data.
- Accessing Secure Data.

Catalogue entries

The screenshot displays the UK Data Service website interface. At the top left is the UK Data Service logo. To the right is a search bar with the text "Search the site..." and a "Login" button. Below the logo is a navigation menu with items: Find data, Deposit data, Learning hub, Training and events, About, News, Impact, Help, and Contact. The main content area shows a breadcrumb trail: Home > Data catalogue > Studies > Study. The title of the entry is "Quarterly Labour Force Survey, April - June, 2022". Below the title are tabs for "Details", "Documentation", and "Resources", and an "Access data" button. A "Details" section is expanded, showing a table with the following information:

Title:	Quarterly Labour Force Survey, April - June, 2022
Alternative title:	QLFS
Study number (SN):	8999
Access:	These data are safeguarded
Persistent identifier (DOI):	10.5255/UKDA-SN-8999-1
Series:	Labour Force Survey
Data creator(s):	Office for National Statistics

On the left side of the page, there are sections for "Studies" and "Series". Below these is a text input field containing the DOI "https://doi.org/10.5255/UKDA-SN-8999-1" and a "Copy study DOI" button.

Accessing end user licence data

[UK Data Service end user licence agreement](#)

Live demonstration can be viewed via the workshop recording on [YouTube](#),
[published, 10 Nov 2022 at 0.40mins.](#)

Accessing Special Licence data

- Live demonstration can be viewed via the workshop recording on [YouTube, published, 10 Nov 2022 at 0.42mins.](#)

Special licence forms for group projects

1. Project lead creates project on UK Data Service Project.
2. Project lead adds relevant studies to the project.
3. Project lead invites researchers to project.
4. Project lead fills in special licence application form.
5. Project lead cascades form to team members.
6. Project lead submits all completed forms to help@ukdataservice.ac.uk.

Accessing data activity

Using the information we've just covered please take a moment to try accessing a dataset of your choice!

Start by visiting the [UK Data Service home page](#).

5 minutes will be allotted for this.

You can choose to access an **Open** or **End user licence** dataset or begin the process for accessing a **Special Licence** or **Secure Access** dataset.

If you are not registered, please find some open data.

What we will cover in this session

- What is the UK Data Service?
 - Data sources and who can access the data.
 - Types of data available.
 - Data by theme.
 - Finding data.
- How to access data
 - Access conditions.
 - How to register for the UK Data Service.
 - Catalogue entries.
 - End user licence data.
 - Special licence data.
 - Secure access data.
- Useful resources and online tools

Useful Resources - Online tools

- [HASSET Thesaurus](#)
- [Variable and Question Bank](#)
- [QualiBank](#)
- [Nesstar](#)
- [UKDS.Stat](#)
- [InFuse](#)

HASSET Thesaurus

HASSET Thesaurus

Alphabetical Hierarchy

- ABILITY
- ACHIEVEMENT
- ADMINISTRATION
- ADMINISTRATIVE AREAS
- ADMINISTRATIVE STRUCTURES
- ADVICE
- AGE
- AGE GROUPS
- AGRICULTURE
- AGRONOMY
- ANIMAL HUSBANDRY
- ANIMALS
- ANTHROPOLOGY
- ARMAMENT PROCESS
- ARMED FORCES
- ARTS
- ARCHITECTURE
- MUSIC**
- CLASSICAL MUSIC
- JAZZ
- POPULAR MUSIC
- ROCK MUSIC
- VISUAL ARTS
- ATTENDANCE
- ATTITUDES
- BELIEFS
- BIOLOGY

ARTS > MUSIC

Preferred term **MUSIC**

Broader concept **ARTS**

Narrower concepts **CLASSICAL MUSIC**
JAZZ
POPULAR MUSIC
ROCK MUSIC

Related concepts **COMPOSERS**
CONSERVATOIRES
LISTENING TO MUSIC
MUSICAL INSTRUMENTS
MUSIC EDUCATION
MUSICIANS

Keyword search Search for 'MUSIC' in UK Data Service Catalogue

URI <https://hasset.ukdataservice.ac.uk/ffecc900-b607-48f8-90ce-f5a42364ea2f>

Download this concept: **RDF/XML TURTLE JSON-LD**

Variable and question bank



My Variables

<input checked="" type="checkbox"/> HighEd1	Remove	<input checked="" type="checkbox"/> HIGHSTED	Remove
Variable HighEd1		Variable HIGHSTED	
Question text Highest level of education qualification?		Question text Highest Educational Qualification (one only)	
Responses		Responses	
4	ONC / National Level BTEC	498	^
5	O Level or GCSE equivalent (Grade A-C)	1859	
6	GCSE grade D-G or CSE grade 2-5 or Standard Grade level 4-6	406	
7	Other qualifications (inc. foreign quals below degree level)	1363	
8	No formal qualifications	2393	
98	Refusal	1	
	Sysmiss	1	v
Survey Opinions and Lifestyle Survey, Disability Monitoring Module, January - May, July - August, October - November, 2014 and January and		Survey Northern Ireland Life and Times Survey, 1999	

QualiBank

[Find data](#)[Deposit data](#)[Learning hub](#)[Training and events](#)[About](#)[News](#)[Impact](#)[Help](#)[Contact](#)

Discover > QualiBank

QualiBank

Search and browse a selection of qualitative surveys, interview and open-ended questions.

[Reset filters](#)[Clear search](#) Auto-complete[Copyright](#)[Collections](#)[Help](#)

Extract Image File Audio

Results per page:

Displaying 1-10 of 146 results

[1](#) [2](#) [3](#) [4](#) [5](#) [▶▶](#)

Web Resource: Book Reference for "Poverty in the United Kingdom: A Survey of Household Resources and Standards of Living"
SN6226 Pioneers, 1996-2012

...Web Resource: Book Reference for "**Poverty** in the United Kingdom: A Survey of Household Resources and Standards of Living"...

[Access this collection from the Data Catalogue](#)

Summary of the interview with Peter Townsend
SN6226 Pioneers, 1996-2012
Sex: Male. **Age group:** 65-74. **Socio-economic status:** Higher managerial/admin/professional.

... work, because of the need to please both left and right wing; the board included both a Labour MP and a Conservative MP, Angus Maude. This was an important early experience of the need to fight against the bureaucratisation of social science. First PEP pamphlet he did was **Poverty**: Ten Years After...

[Access this collection from the Data Catalogue](#)

Data Catalogue

Variable and question bank

• QualiBank

Collection title

+

Resource type

+

Open / Closed

+

Date

+

Sex

+

Age group

+

Socio-economic status

+

Region

+

[Home](#) > [Help](#) > [Online tools for exploring data](#)

Online tools for exploring data


in [Exploring data online](#)

Explore data online using these tools

We provide a suite of online tools, so you can explore the data held in our collection, including survey data, qualitative data and census microdata.

Exploring survey data

Nesstar



[Nesstar](#) enables you to search, browse, visualise, analyse and download a selected range of different kinds of social and economic data, from survey data to multidimensional tables.

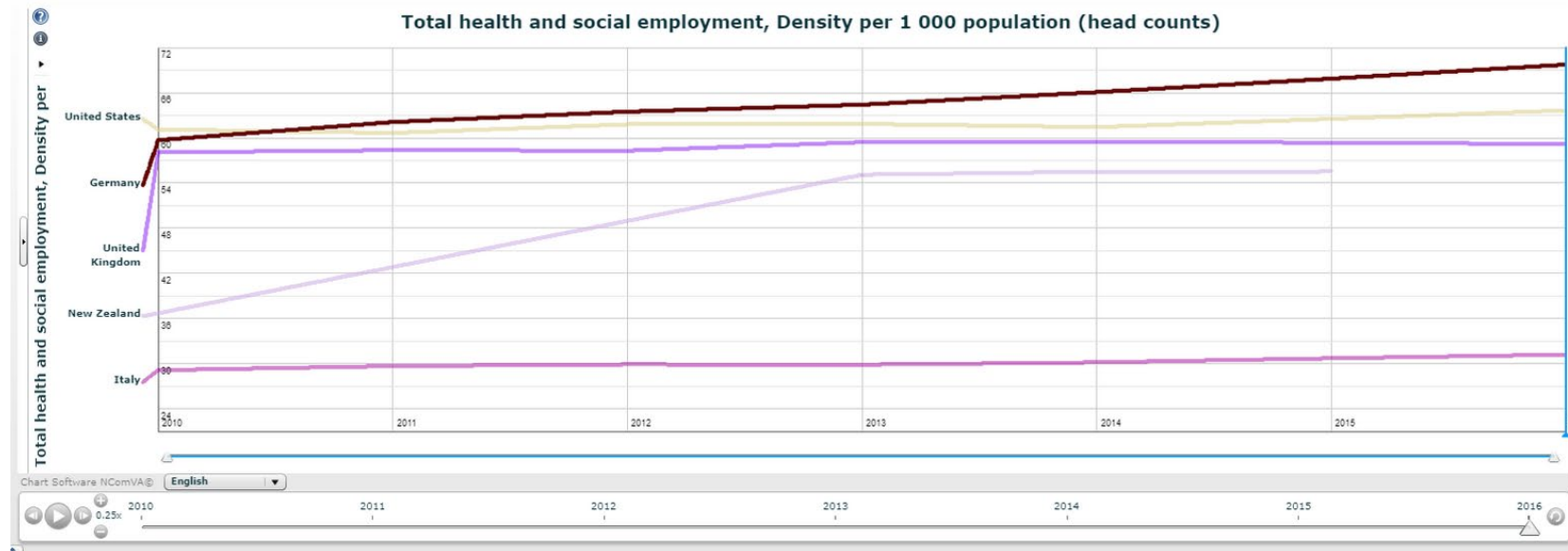
Resources

- Access [Nesstar](#)
- Video tutorial on [Using Nesstar to download a subset of data](#)
- [How to weight survey data in Nesstar video guide](#)
- [ZACAT- GESIS Online Study Catalogue](#)
- [The European Social Survey \(ESS\)](#)
- More [information on researching survey data](#)

UKDS.Stat

International macrodata can be accessed online using UKDS.Stat.

UKDS.Stat can be accessed via the 'Online analysis tools' tab in the 'Find Data' section of our website



These data are provided by a number of organisations such as the World Bank, OECD, and the United Nations

Allows the easy creation of time series data displayed as heatmaps and other visualisations.

InFuse

UK Data Service
Census Support



InFuse: 2011 Census data



Steps: **1** 2 3 4

[Start Again](#)

Topics

[+ Show Guidance](#)

Filters

[Clear filters](#)

Showing 90 topic combinations

Page 1 of 6

[First](#) < [1](#) | [2](#) | [3](#) > [Last](#)

Topics

- Accommodation type
- Adult lifestage (alternative adult definition)
- Adults in household, number of
- Age
- Age of arrival in the UK
- Age of children
- Age of household reference person

• Accommodation type

• Age
• Dependent children
• Family status
• Sex

• Age
• Economic activity
• Industry

• Age
• Economic activity

[Select](#)

[Select](#)

[Select](#)

[Select](#)

• Accommodation type
• Usual resident population

• Age
• Economic activity
• Hours worked
• Sex

• Age
• Economic activity
• Occupation
• Sex

• Age
• Qualification, highest level of

<http://infuse.ukdataservice.ac.uk>

Getting in touch & FAQs

The screenshot shows the UK Data Service website. At the top left is the logo and name 'UK Data Service'. To the right is a search bar labeled 'Site search' and buttons for 'Login' and 'Register'. Below this is a navigation menu with links: 'Find data', 'Deposit data', 'Learning hub', 'Training and events', 'About', 'News', 'Impact', 'Help', and 'Contact'. The main content area has a dark background with a leaf vein pattern and the text 'Home > Contact' and 'Contact us'. Below this is a section titled 'Frequently asked' with a horizontal line. A paragraph of text reads: 'Our website has been designed to enable you to access the information you require in the most straightforward way. Please check the information below and in the Help section which answers frequent questions.' Below the text are ten FAQ items, each in a rounded rectangle with a right-pointing arrow:

- How do I access the data? >
- I'm looking for a specific type of data, how do I find it? >
- I'm looking for ready-made statistics, do you have these? >
- I'm having trouble logging in/I need to reset my password >
- I'm having trouble logging into SecureLab >
- My account has expired, how do I renew it? >
- Can I access secure data from outside the UK? >
- Are your data free to access? >
- Do I have to pay to access data for commercial use? >
- I'm researching my family history, can you help? >

Any questions?



Thank you for coming

Web: [Contact the UK Data Service](#)

Email: help@ukdataservice.ac.uk

Twitter: [@UKDataService](#)

YouTube: [UKDataService](#)

Other stuff: [UKDS on JiscMail](#), [UKDS Data impact blog](#)