

UK Data Service: Data about Countries

Richard Wiseman (Jisc, Manchester)

Jamey Hart (Jisc, Manchester)



Webinar : 12 November 2019

Can you hear us?

You should be able to, please check :

Your local speakers/phones

Check also that you have the right audio selection chosen in the menu (top right corner)

There is an option to join by telephone (see menu in top right corner)

What we will cover today

- Introduction
- International macrodata
- Documentation and tips
- Demo
- Questions
 - can be typed in, but we will wait until the end to answer them



What is the UK Data Service?

- a comprehensive resource funded by the ESRC
- a single point of access to a wide range of secondary social science data
- support, training and guidance



What data do we hold?

Surveys

Large-scale government funded UK and cross-national surveys

Longitudinal

Major UK surveys following individuals over time

International

Multi-nation aggregate databanks and survey data

Census

Census data 1971 – 2011

Business

Microdata and administrative data

Qualitative

Range of multimedia qualitative data sources




Register / Login

Explore the UK's largest collection of social, economic and population data resources

Search data

How to cite data correctly



Guides and resources

Dataset guides

Topic guides

Methods and software guides

Guides to exploring online

[See more >](#)



Video tutorials

See our range of training videos

See data from all over the world

[Browse our data map](#)

Data types

Census data

[International macrodata](#)

Longitudinal studies



Our impact

Latest data



International macrodata: data about countries

- time series data aggregated to country/region
- international governmental organisations
- wide range of socio-economic topics
- availability



Data providers

- International Monetary Fund (IMF)
- Organisation for Economic Co-operation and Development (OECD)
- World Bank
- United Nations
- International Energy Agency (IEA)

International data themes

Databanks cover:

- economic performance and development
- trade, industry and markets
- employment
- demography, migration and health
- governance
- human development
- social expenditure
- education
- science and technology
- land use and the environment
- energy

International macrodata

→ Variables		Total population of the metropolitan area (persons)					
→ Time		2009	2010	2011	2012	2013	2014
→ Metropolitan areas							
Australia		21 691 653	22 031 750	22 340 024	22 728 254	23 125 868	23 490 736
Australia	Adelaide	1 237 354	1 253 097	1 264 091	1 278 600	1 291 377	1 304 631
	Brisbane	2 068 479	2 108 348	2 147 436	2 193 316	2 236 044	2 274 560
	Gold Coast-Tweed Heads	509 133	519 630	528 766	540 527	551 123	560 266
	Melbourne	4 031 787	4 105 857	4 169 366	4 252 458	4 344 673	4 440 328
	Perth	1 739 342	1 781 132	1 833 567	1 904 858	1 972 849	2 021 203
	Sydney	4 492 380	4 555 516	4 608 949	4 676 118	4 756 398	4 840 628
Austria		8 335 003	8 351 643	8 375 164	8 408 121	8 451 860	8 506 889
Austria	Graz	602 465	608 420	614 454	620 587	626 826	633 168
	Linz	604 006	606 514	609 054	611 622	614 214	616 829
	Vienna	2 656 523	2 683 251	2 710 331	2 737 753	2 765 519	2 793 631
Belgium		10 753 080	10 839 905	10 951 266	11 035 948	11 099 554	11 203 992
Belgium	Antwerp	1 046 834	1 053 725	1 060 675	1 067 688	1 074 765	1 081 904
	Brussels	2 460 663	2 485 480	2 510 626	2 536 106	2 561 930	2 588 102
	Ghent	572 560	576 408	580 281	584 187	588 127	592 100
	Liege	723 142	726 431	729 740	733 071	736 425	739 798
Canada		33 628 571	34 005 274	34 342 780	34 752 128	35 154 279	35 540 419
Canada	Calgary	1 237 622	1 271 737	1 306 924	1 342 733	1 379 633	1 417 661

Data extracted on 30 Nov 2016 12:24 UTC (GMT) from UKDS.Stat

Accessing the international macrodata

- World Bank IMF, OECD, UNESCO data are open to all
- Other data restricted to UK FE and HE (UNIDO, IEA)
- Access via Federated access (Shibboleth) authentication
- Data delivered over the web via UKDS.stat
- Download formats include *.xls, *.csv

Catalogue record

UK Data Service

Studies

Series

<http://doi.org/10.5257/wb/wdi/2019-02>

Copy study DOI

Login / Register Help Accessibility Data catalogue

About us Get data Use data Manage data Deposit data News and events

f in it! tw y

Home / Data catalogue / Studies / Study

World Bank World Development Indicators, 1960-2018

Details Documentation Resources **Access data**

Details

Title:	World Bank World Development Indicators, 1960-2018
Alternative title:	WDI
Study number (SN):	4814
Access:	These data are open
Persistent identifier (DOI):	10.5257/wb/wdi/2019-02
Principal investigator(s):	World Bank Group

Sponsors and contributors

Citation and copyright

The citation for this study is:

World Bank Group. (2019). *World Bank World Development Indicators, 1960-2018*. [data collection]. 27th Edition. UK Data Service. SN: 4814, <http://doi.org/10.5257/wb/wdi/2019-02>

Select citation format: APA

XML citation formats: [CSL](#) | [EndNote](#)

Copyright: Copyright World Bank Group

[Data by Provider](#) | [Example Queries](#)

Search Dataset Titles

All Providers

- International Energy Agency
- World Bank
- OECD
- United Nations
- Human Rights Atlas
- International Monetary Fund

Welcome to international aggregate data from the UK Data Service

We host hundreds of economic and social datasets provided by the World Bank, OECD, International Monetary Fund, United Nations, and International Energy Agency. Key datasets include World Energy Balances, World Development Indicators, Balance of Payments Statistics, Direction of Trade Statistics, International Financial Statistics, World Economic Outlook, Main Economic Indicators, Quarterly National Accounts, and the Human Rights Atlas. Datasets also cover statistics on science, environment, education, health, and in depth regional statistics.

Find your dataset in the left-hand menu, or view the video [Accessing, exploring and visualising data in UKDS.Stat](#) to get started.

International macrodata

Data by Provider | Example Queries

Search Dataset Titles

All Providers

- International Energy Agency
- World Bank
- OECD
- United Nations
- Human Rights Atlas
- World Economic Outlook**
 - [World Economic Outlook by Country \(April 2019 Edition\)](#)
 - [World Economic Outlook by Group \(April 2019 Edition\)](#)

World Economic Outlook by Country

Customise | Export | Draw chart | My Queries

Series	Gross domestic product, constant prices (National currency)							
Time	2010	2011	2012	2013	2014	2015	2016	2017
Location								
Afghanistan	362.857	386.368	440.336	465.358	477.909	482.629	493.073	506.215
Albania	673.204	690.339	700.125	707.292	719.913	735.802	760.426	789.653
Algeria	5 988.56	6 157.62	6 366.42	6 544.68	6 793.38	7 044.73	7 270.16	7 371.95
Angola	1 307.7	1 353.11	1 468.69	1 541.46	1 615.8	1 631.04	1 588.96	1 586.58
Antigua and Barbuda	2.783	2.725	2.821	2.818	2.949	3.068	3.216	3.333
Argentina	670.524	710.782	703.486	720.407	702.306	721.487	706.478	725.331
Armenia	2 709.92	2 837.27	3 039.69	3 140	3 253.22	3 359.08	3 367.85	3 619.71
Australia	1 481.35	1 522.3	1 581.3	1 615.09	1 657.75	1 698.54	1 745.74	1 787.33
Austria	295.897	304.545	306.617	306.696	308.724	312.252	318.621	326.749
Azerbaijan	26.777	26.356	26.936	28.51	29.308	29.616	28.708	28.739
Bahrain	9.668	9.86	10.228	10.782	11.251	11.574	11.975	12.43

Legend:
x Not Applicable

Data extracted on 12 Nov 2019 09:36 UTC (GMT) from MyOECD

Information

World Economic Outlook by Country

- Database Specific
- Abstract

The International Monetary Fund (IMF) World Economic Outlook (WEO) database contains selected macroeconomic data series from the statistical appendix of the World Economic Outlook report, which presents the IMF staff's analysis and projections of economic developments at the global level, in major country groups and in many individual countries.
- Source
 - Contact person/organisation
- Get in touch
 - Name of collection/source
IMF World Economic Database
 - Date last input received
April 2019
 - Direct source
Bibliographic citation:
International Monetary Fund: World Economic Outlook (April 2019 Edition). UK

World Bank Databases

- Collects data on all aspects of human development worldwide
- Annual data, designed for international comparability
- Open access

- Host 4 databases:
 - World Development Indicators
 - International Debt Statistics
 - Africa Development Indicators
 - Subnational Population Database





THE WORLD BANK
Working for a World Free of Poverty

World Development Indicators

- Covers over 200 countries
- Annual data starting 1960
- Widely cited
- Our most popular database

Around 1,400 indicators for each country



UK Data Service

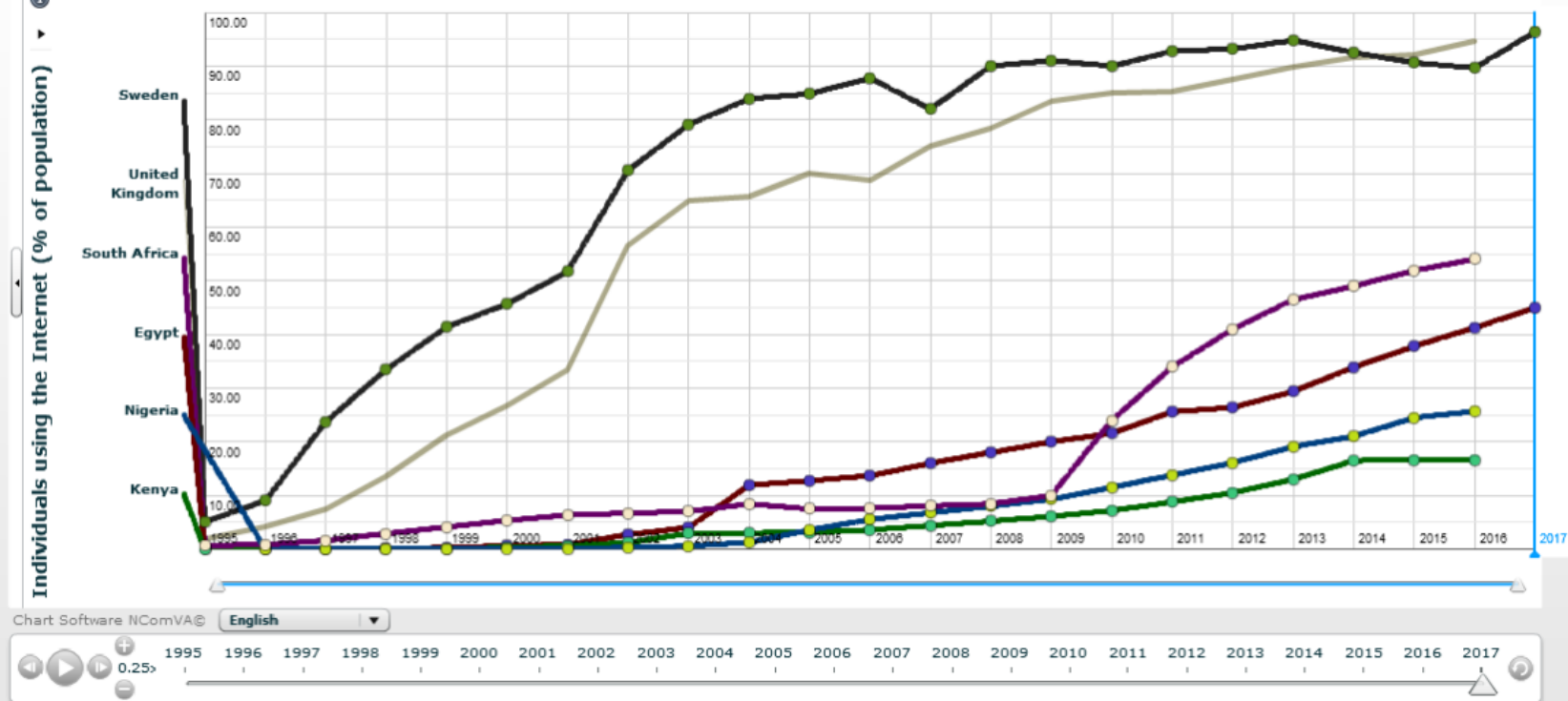
World Development Indicators: example

World Development Indicators (February 2019)

Customise Export Draw chart My Queries

<< Back to table.

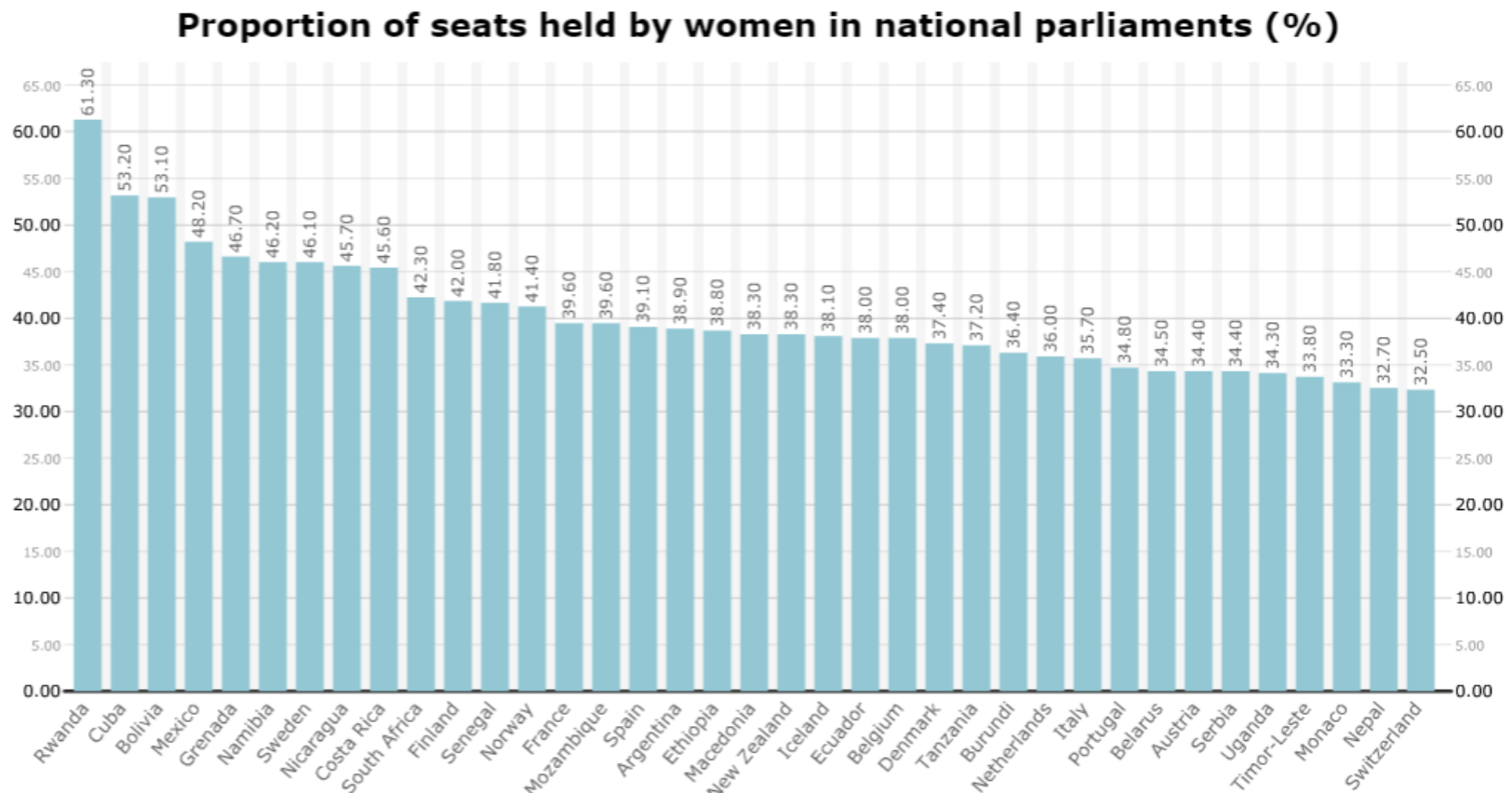
Individuals using the Internet (% of population)



World Bank (2019): World Development Indicators (Data downloaded: February 2019). UK Data Service. <https://doi.org/10.5257/wb/wdi/2019-02>

Which country had the largest proportion of women in parliament during 2018?

Proportion of seats held by women in national parliaments, 2018 (%)



World Bank (2019): World Development Indicators (Data downloaded: February 2019). UK Data Service. <https://doi.org/10.5257/wb/wdi/2019-02>

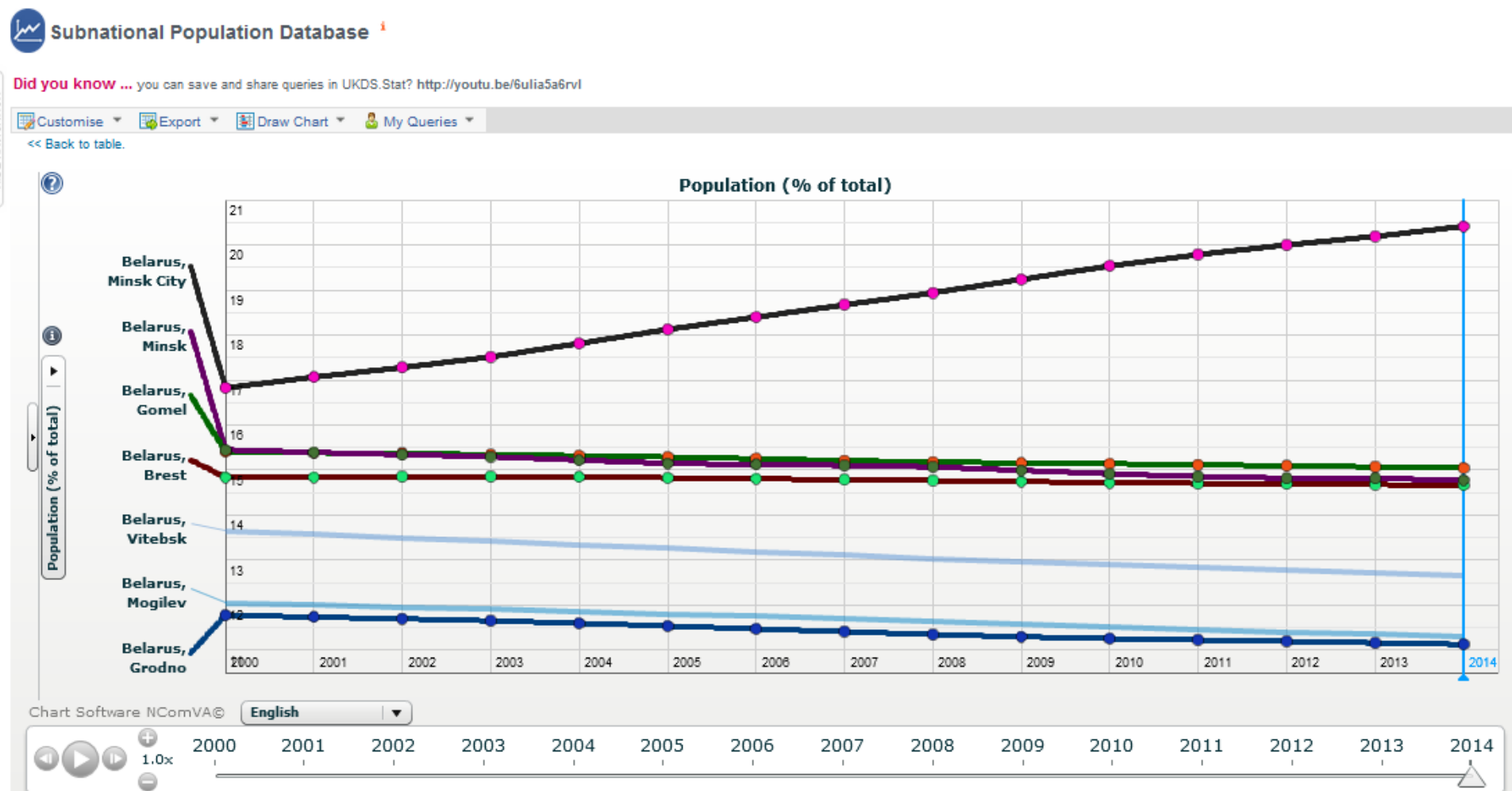
International Debt Statistics

- Financial flows
- Contains the Bank's projections for debt repayments etc for next five years
- Annual data starting 1970s
- Replaces Government Development Finance

Subnational Population Database

- Provinces, states, or regions - below the national level
- 2000 to 2016
- Subnational areas and the shares relative to total national population estimates
- Allows researchers, students and practitioners to investigate population and intra-country migration trends

Belarus subnational data



World Bank (2018): Subnational Population Database (Data downloaded: 15th October 2018). UK Data Service. DOI: <https://doi.org/10.5257/wb/spd/2018-10>

IMF databanks

- International Financial Statistics
- Government Finance Statistics
- Balance of Payments Statistics
- Direction of Trade
- World Economic Outlook
- Open access



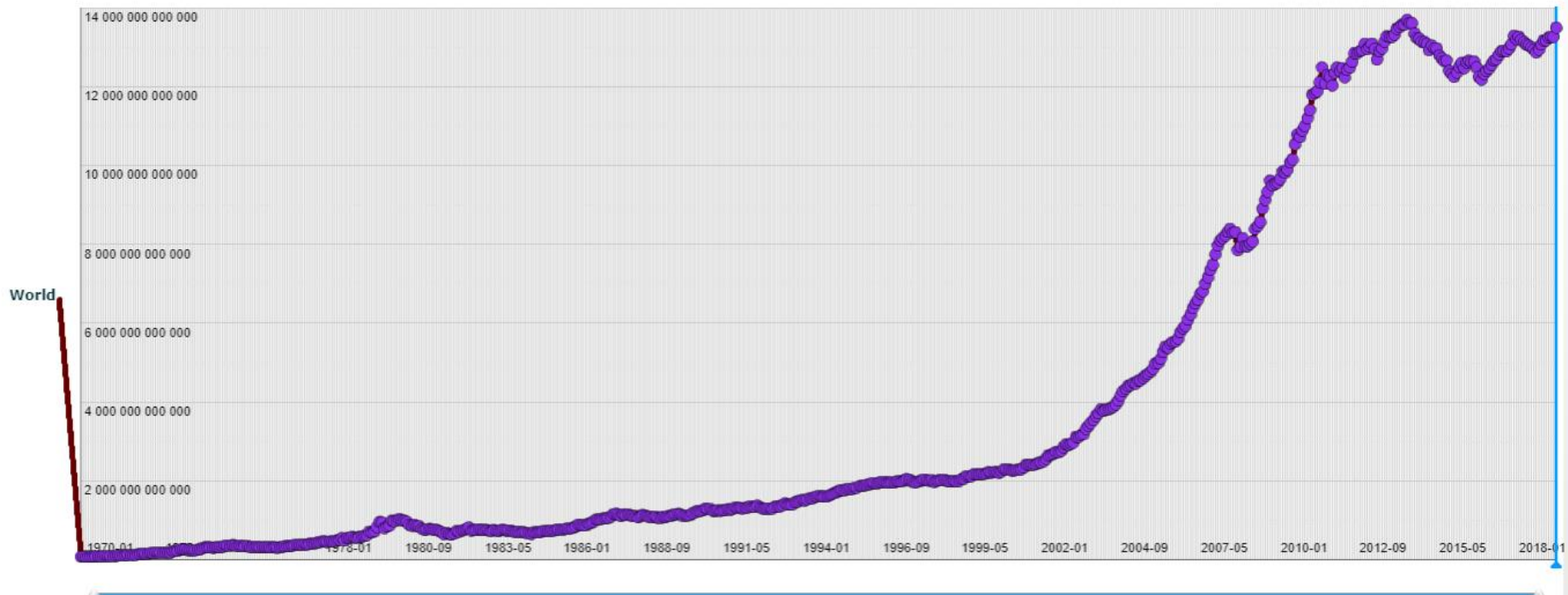
IMF International Financial Statistics



- Standard source for all aspects of international and domestic finance
- Monthly, Quarterly, and Annual data
- Includes over 200 countries
- Reports time series data on exchange rates, international liquidity, money and banking, interest rates, prices, production, national accounts...

International Financial Statistics: example

Total Reserves, US Dollars (Gold at Market Price) (Code: RAFA_MV_USD)



International Monetary Fund (2019): International Financial Statistics (Data updated August 2019). UK Data Service. <https://doi.org/10.5257/imf/ifs/2019-08>



IMF Direction of Trade

- Exports and imports
- Bilateral data between countries
- Monthly, quarterly and annual data are presented
- 1980 onwards

Long and consistent time series

Stable data domains

Good geographic and temporal coverage

Up-to-date data

Inside the database – IMF Direction of Trade

Direction of Trade Statistics - November 2016 ¹

Did you know ... how to change the layout in UKDS.Stat? http://youtu.be/_ZnS0aGBQ3s

Customise Export Draw Chart My Queries

Reporter Country	Canada									
Flow	Exports									
Frequency	Monthly									
Time	Sep-2015	Oct-2015	Nov-2015	Dec-2015	Jan-2016	Feb-2016	Mar-2016	Apr-2016	May-2016	Jun-2016
Partner Country										
Afghanistan	92 796	1 710 650						3 171 900	964 033	2 355 480
Africa	283 892 000	290 872 000						68 497 000	191 153 000	142 043 000
Albania	1 737 370	919 775						912 574	593 547	1 039 300
Algeria	12 532 500	41 022 800						31 856 600	11 430 100	4 616 360
American Samoa	51 042.6	180 897						31 910	55 437.7	83 190.5
Angola	4 110 890	3 427 220						3 513 480	2 696 380	2 463 960
Antigua and Barbuda	474 862	465 230						363 837	614 140	393 004
Argentina	19 367 200	16 118 400						17 416 400	20 401 000	10 505 300
Armenia	435 343	450 946						399 883	507 322	470 762
Aruba ⁱ	849 592	615 910						1 167 320	702 650	881 470
Australia	106 338 000	190 055 000						60 290 000	116 389 000	122 495 000
Austria	60 406 600	12 801 200						13 969 500	11 124 600	9 675 120
Azerbaijan	600 699	616 438						1 216 830	463 184	331 110
Bahrain ⁱ	1 381 920	3 789 180						1 255 110	2 447 040	2 161 110

An idea of database size...

IMF Balance of Payments Statistics



- Balance of payment components and international investment positions of countries worldwide
- 204 countries and country groups worldwide
- 1970s onwards
- Quarterly and annual data

IMF Government Finance Statistics

- Data on government income
- Expenditure by sector
- All levels of government
- 174 countries worldwide
- Annual time series data, running 1990 onwards.

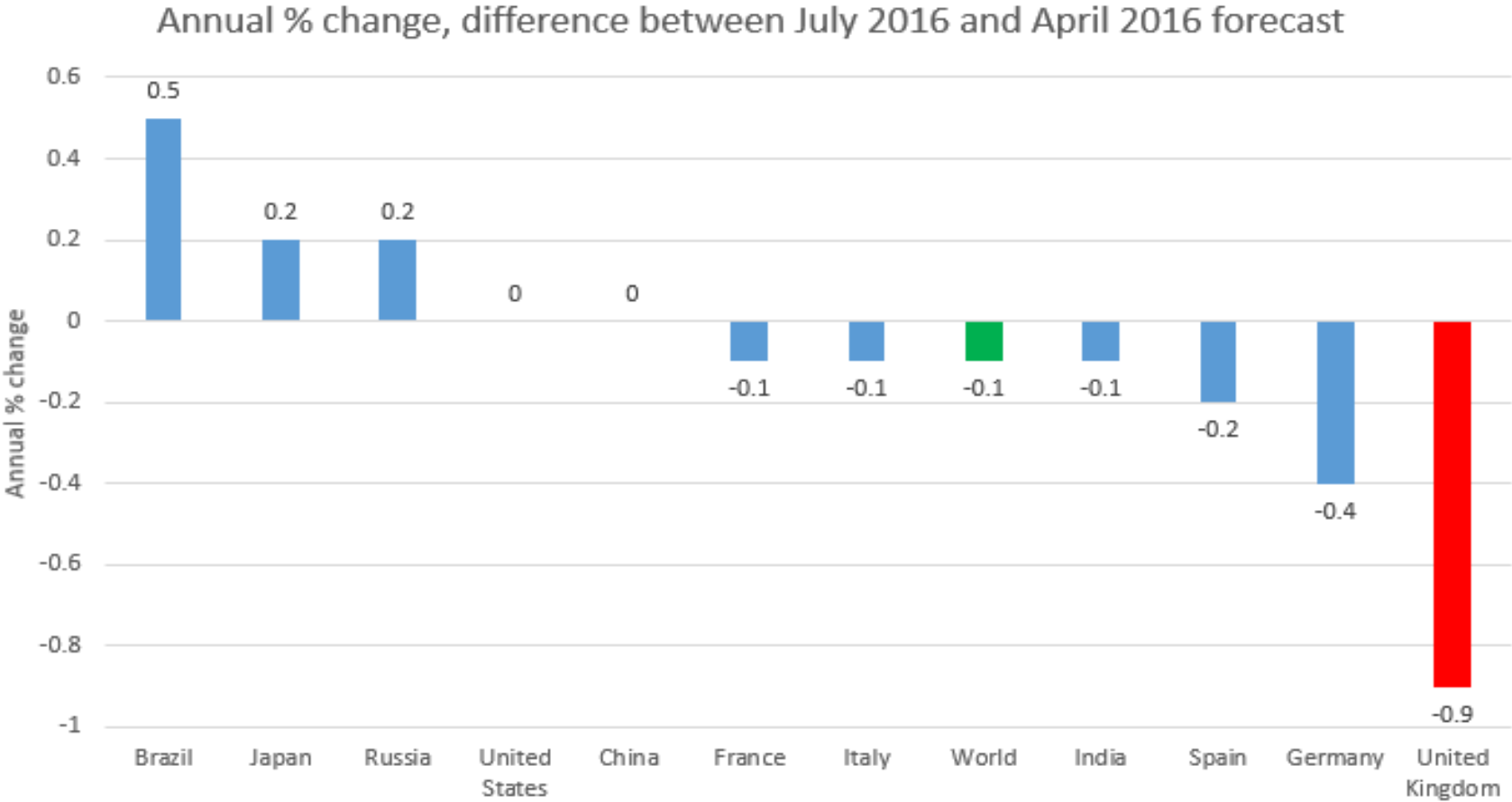




World Economic Outlook

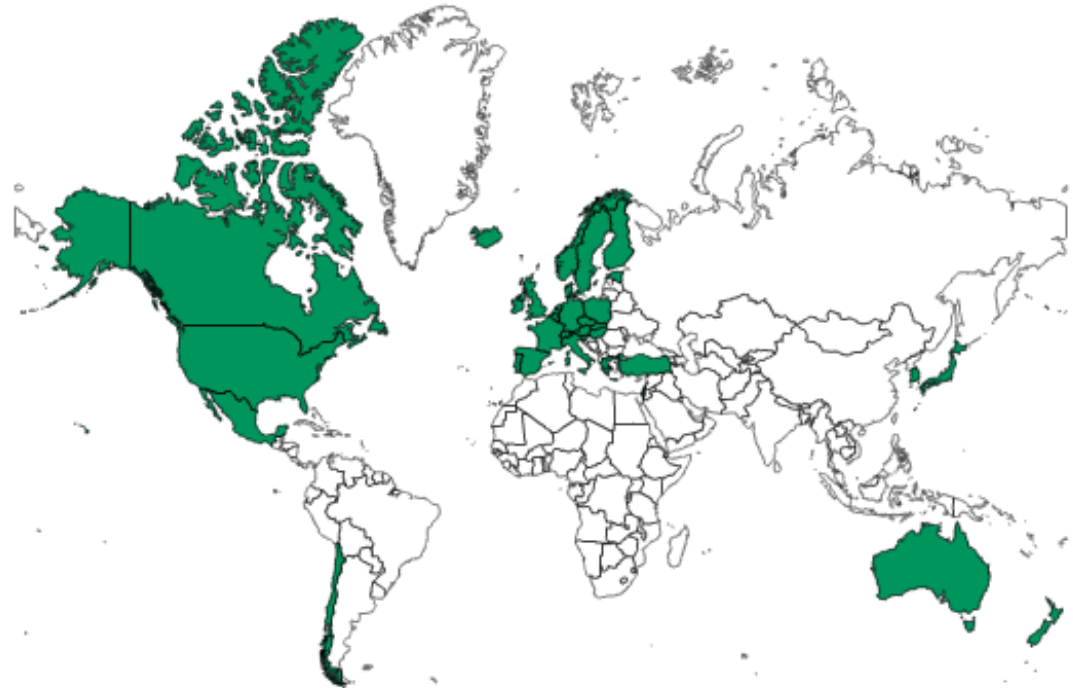
- World Economic Outlook report
- Data on national accounts, inflation, unemployment rates, balance of payments, fiscal indicators, and commodity prices
- Projections for most indicators run up to 2024

IMF revision of GDP growth forecasts for 2017



Organisation for Economic Cooperation and Development (OECD) Data

- Open data
- Comparable data
- Limited number of countries
- Wide range of data



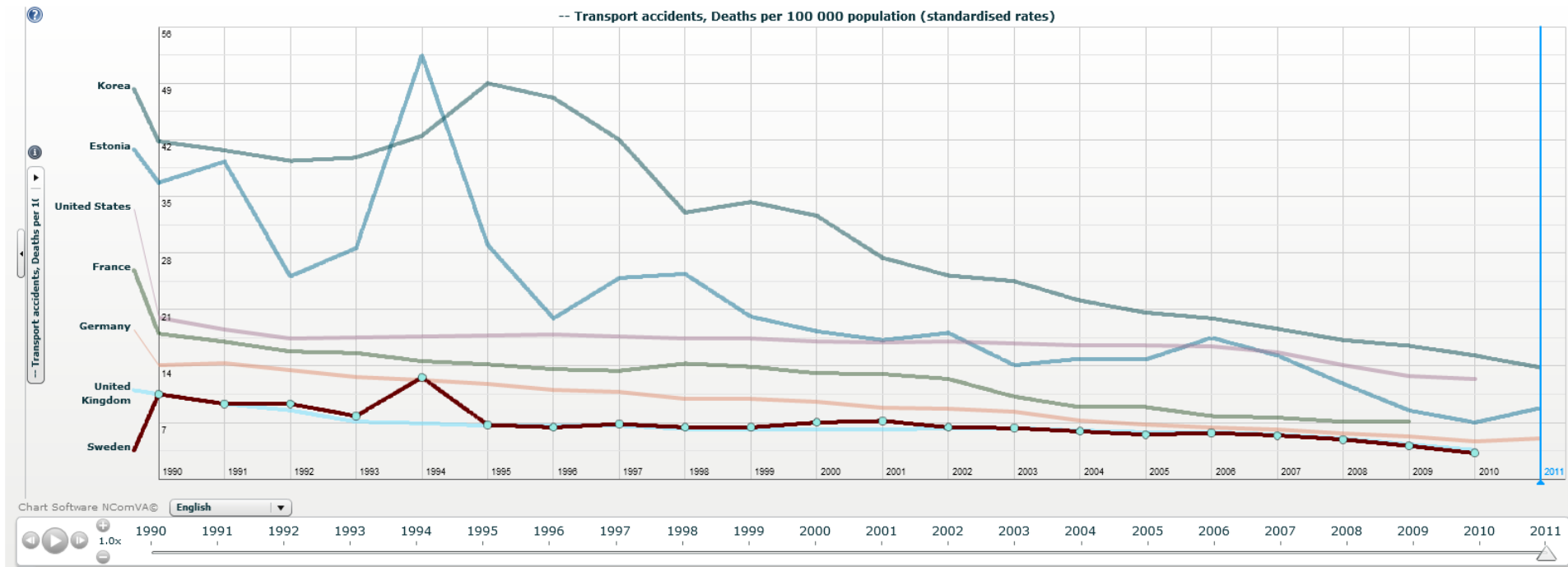
OECD data

- Banking Statistics
- Economic Outlook
- Education and Training
- Employment and Labour Market Statistics
- Environment Statistics
- Health Statistics
- Institutional Investors Statistics
- Insurance Statistics
- International Development Statistics
- International Direct Investment Statistics
- International Trade in Services
- International Migration Statistics
- Main Economic Indicators
- Main Science and Technology Indicators
- Measuring Globalisation
- Monthly Statistics of International Trade
- National Accounts
- Patent Statistics
- Pensions Statistics
- Product Market Regulation
- Productivity Statistics
- Regional Statistics
- Social and Welfare Statistics
- Structural Analysis
- Tax Statistics
- Telecommunications and Internet Statistics

OECD Health Statistics

Health Status ⁱ

Customise Export Draw Chart My Queries
<< Back to table



Organisation for Economic Cooperation and Development (2014): OECD Health Statistics (Data downloaded: 2014-06).
UK Data Service.

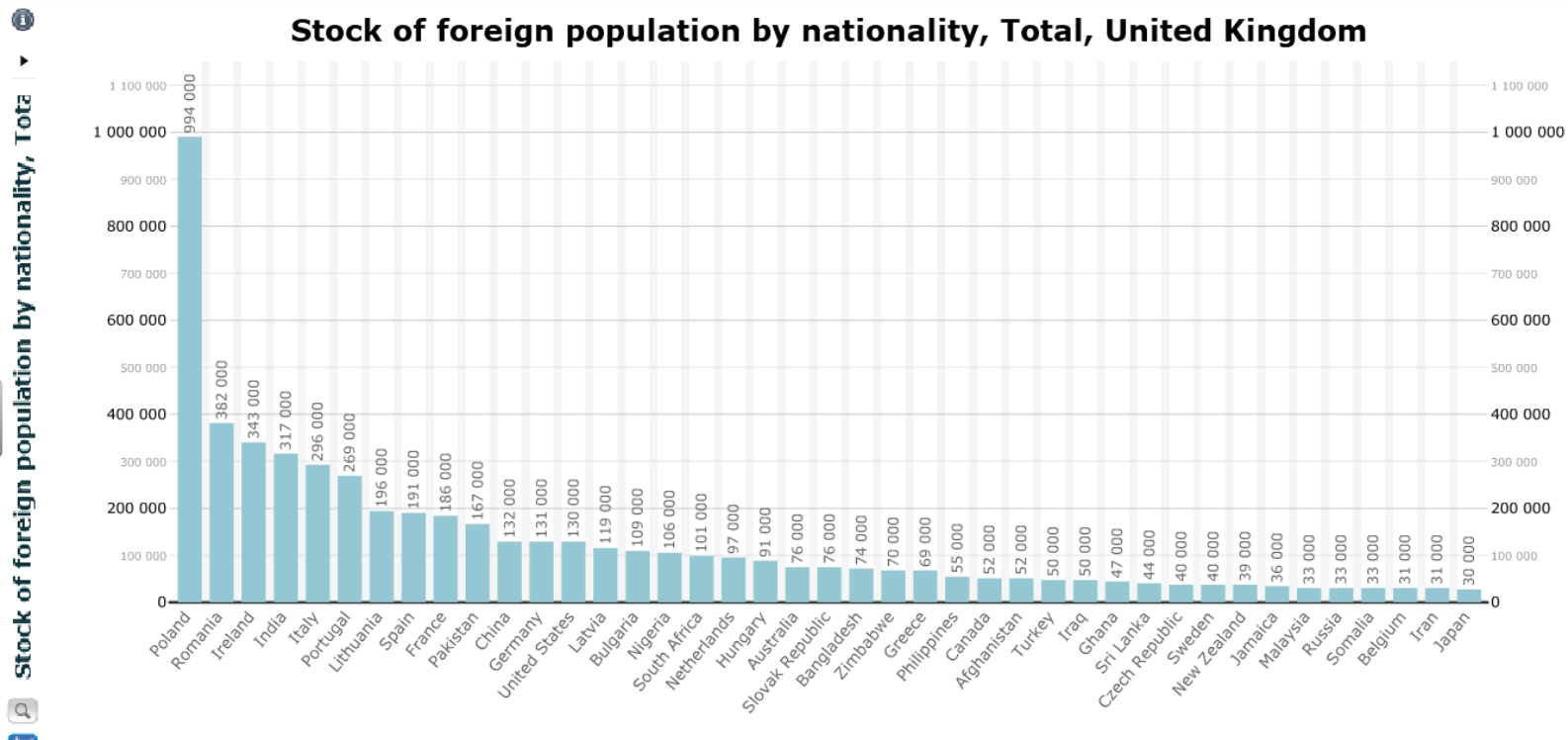
DOI: <http://dx.doi.org/10.5257/oecd/health/2014-06>

Nationalities in the UK in 2017

International Migration Database (June 2019 Edition) ¹

Customise Export Draw chart My Queries

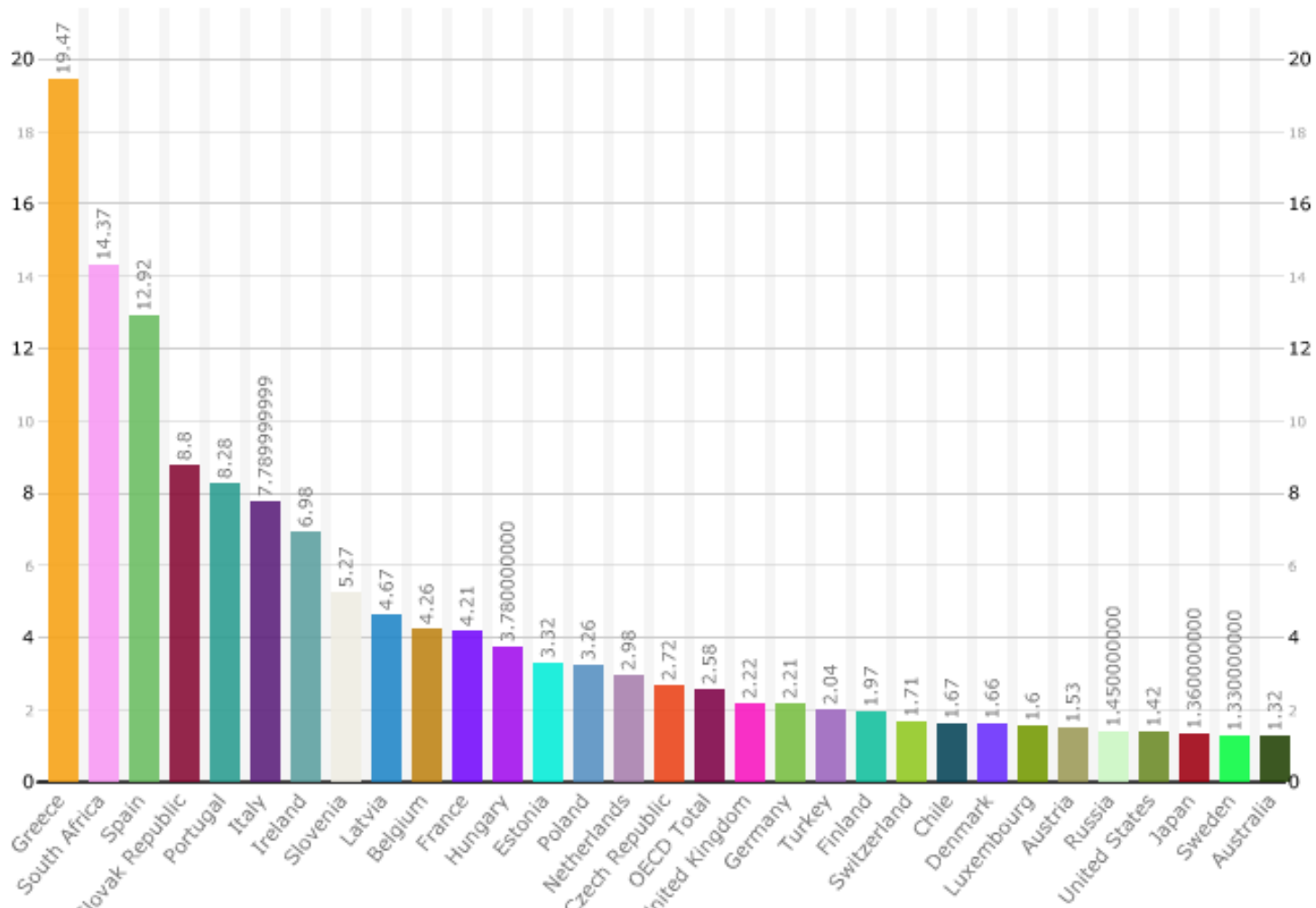
<< Back to table.



Organisation for Economic Cooperation and Development (2019): International Migration Statistics (Updated: June 2019). UK Data Service. DOI: <http://dx.doi.org/10.5257/oecl/ims/2019-06>

Which country had the highest long term unemployment rate in 2016?

Long-term unemployment rate % (2016)

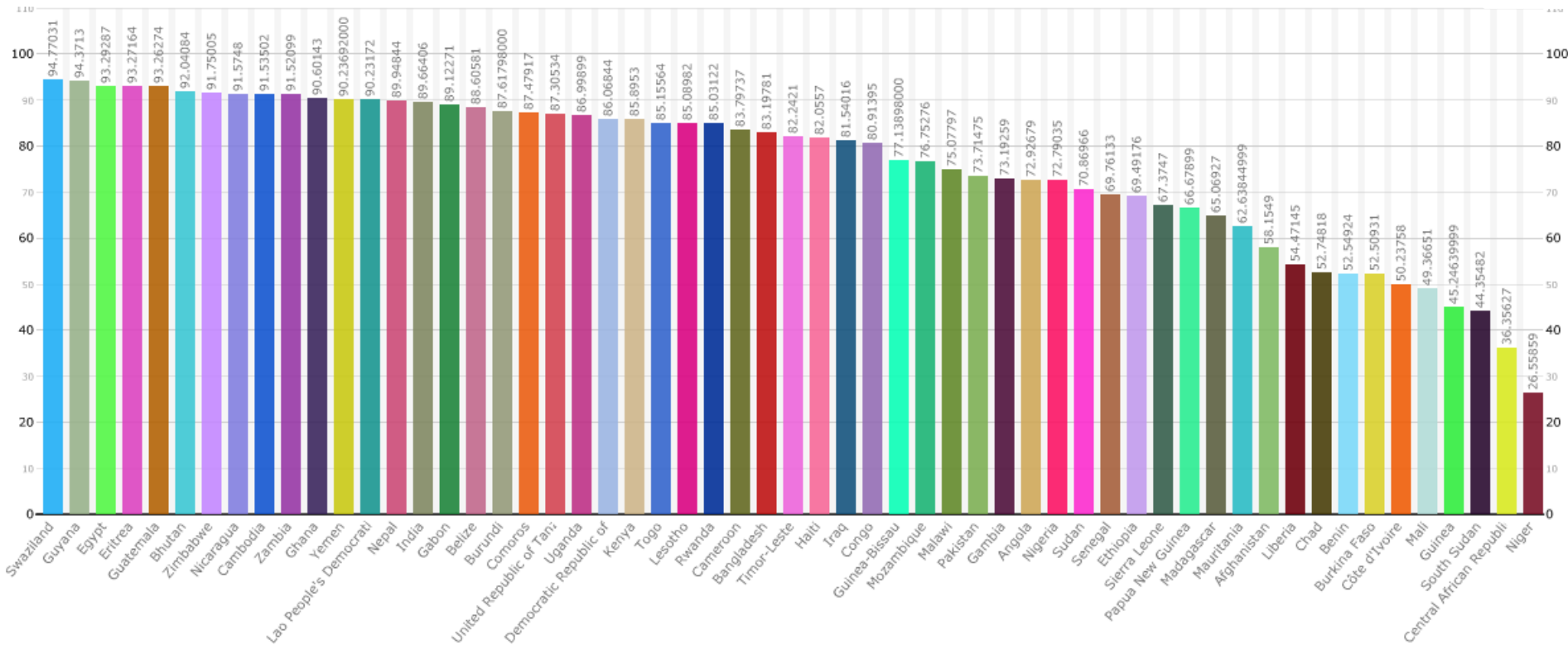


Organisation for Economic Development and Cooperation (2016): Better Life Index 2016, OECD Social and Welfare Statistics, UK Data Service. DOI: <http://dx.doi.org/10.5257/oecd/sws/2016>

UNESCO

- Open data
- Education Statistics (1970 onwards)
 - Out of school, progression, attainment, literacy, student migration, teachers, financial resources and much more
- Innovation Statistics (2005 onwards)
 - R&D activity data
- Culture
 - Cultural employment (2009 onwards)
 - Feature film statistics (1995 onwards)
- Communication and information (1995 onwards)

Youth literacy rate, population 15-24 years, both sexes (%)



UNESCO (2016): Education Statistics (Edition: June 2016). UK Data Service.
 DOI: <http://dx.doi.org/10.5257/unesco/edulit/2016-06>

United Nations Industrial Development Organization (UNIDO)

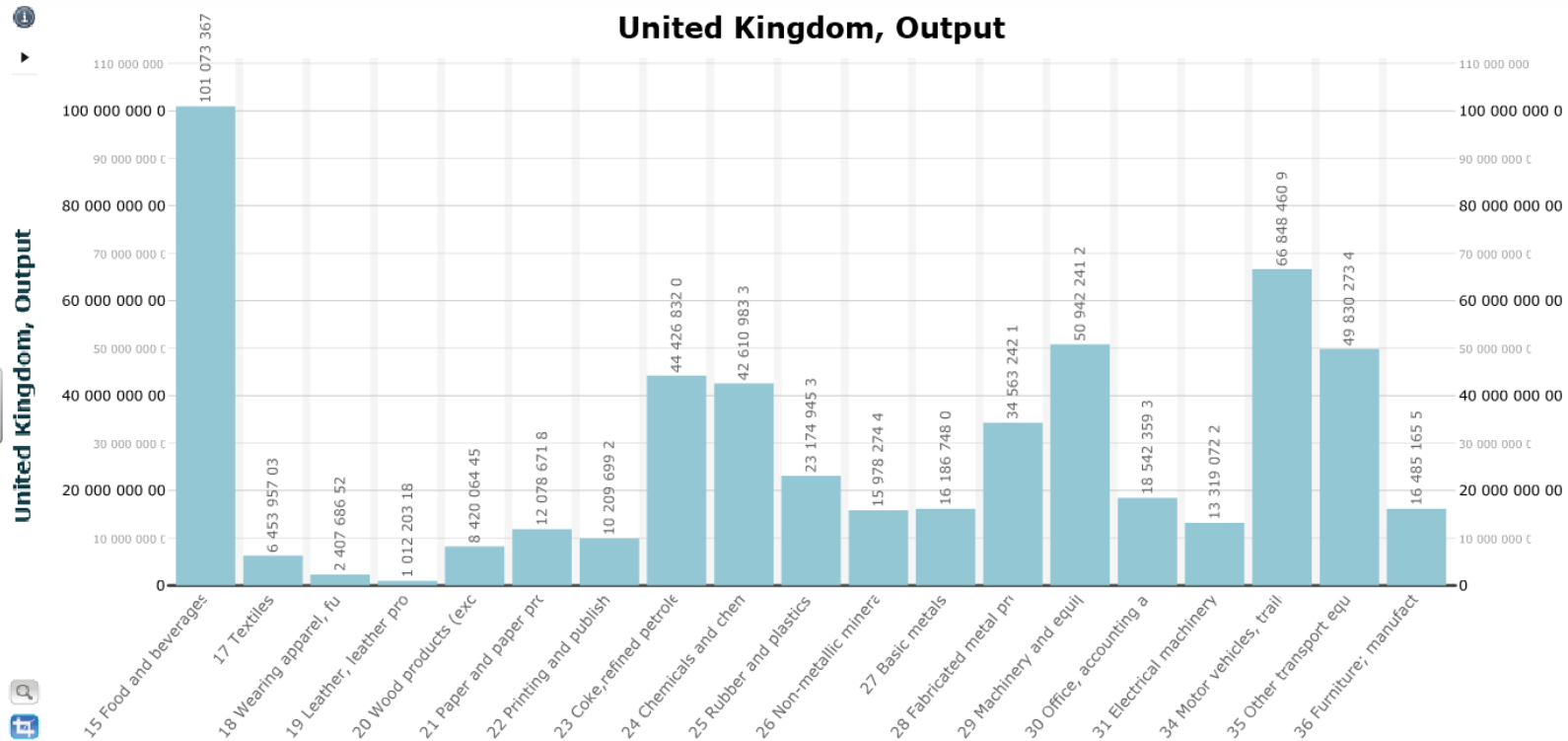
- **Restricted to UK FE/HE**
- **UNIDO Industrial Statistics Databases**
Employment, wages and trade world-wide, broken down by manufacturing sector
 - INDSTAT2
 - INDSTAT4
- **UNIDO Industrial Demand Supply Balance Databases**
Imports, exports and apparent consumption by manufacturing sector, from 1990 onwards
- **Annual data, updated each year**



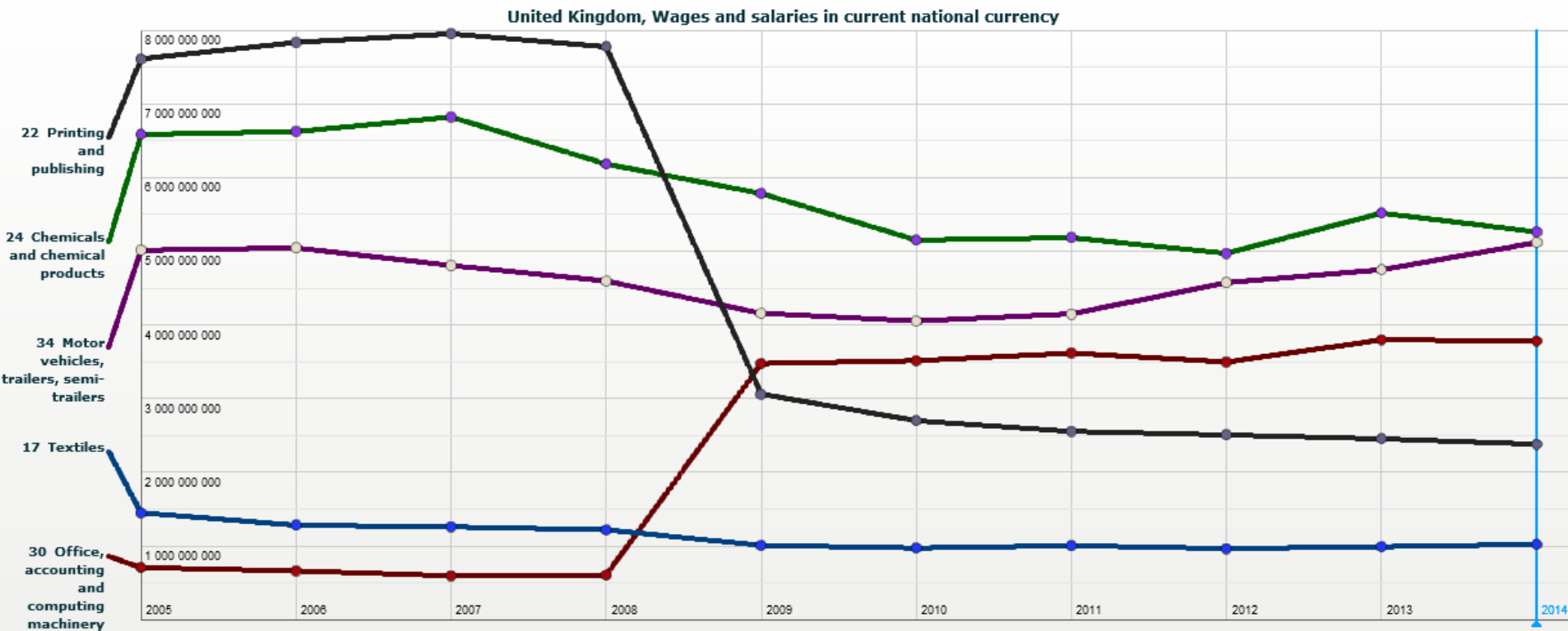
UNIDO data: Output UK 2017

INDSTAT2, ISIC Revision 3 ?

Customise Export Draw chart My Queries
[<< Back to table.](#)



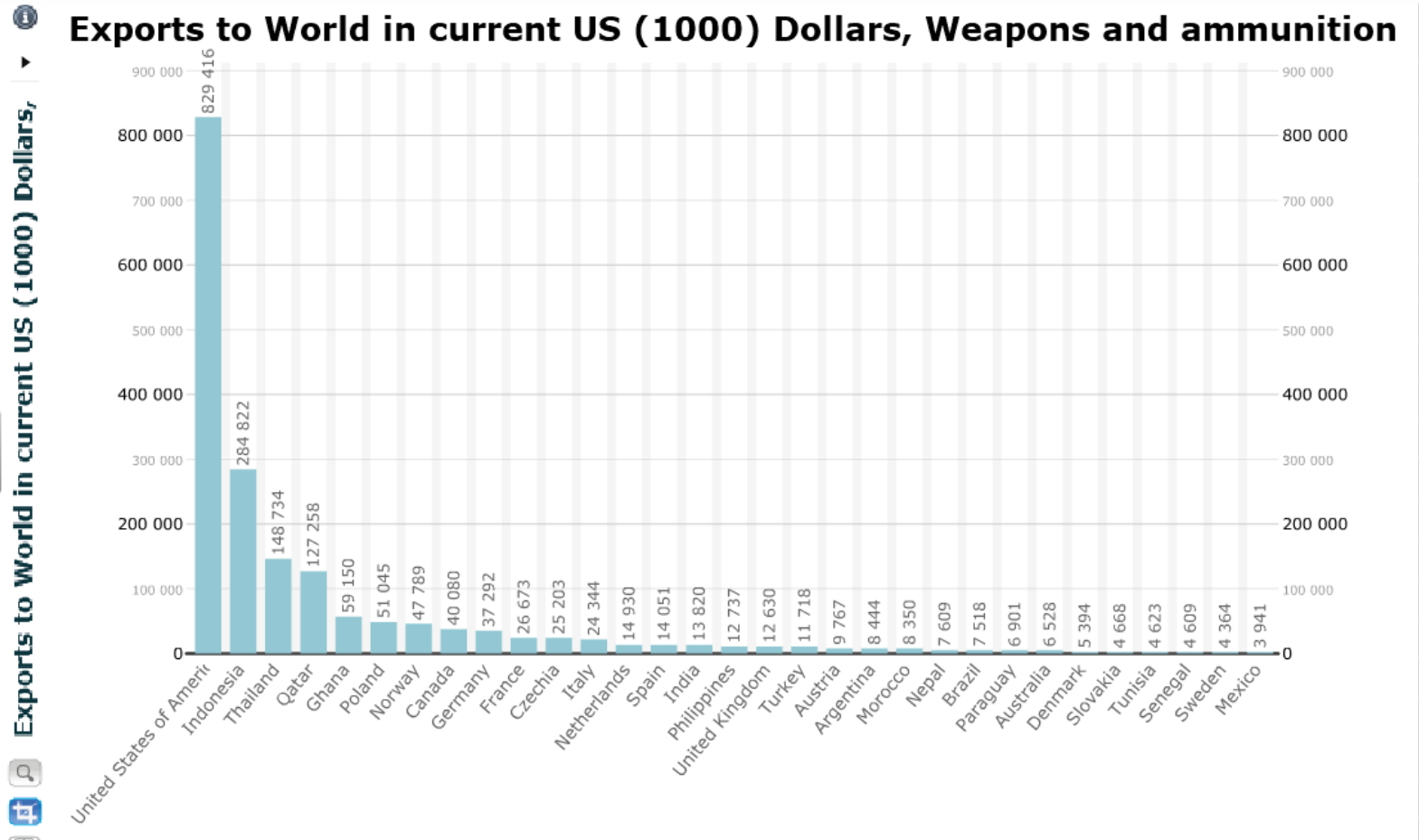
UK Wages and salaries



United Nations Industrial Development Organization (2016): INDSTAT2 Industrial Statistics Database (Edition: 2016). UK Data Service. DOI: <http://dx.doi.org/10.5257/unido/indstat2/2016>

The US had the highest value of weapons and ammunition exports in 2016. But which country came second?

Weapons and ammunition Exports (current US\$ (1000) in 2016



Human Rights Atlas

- open data
- 1981 - 2012
- 240 indicators
- combines data from World Bank, UN, academia, and non-governmental organisation
- ESRC funded project

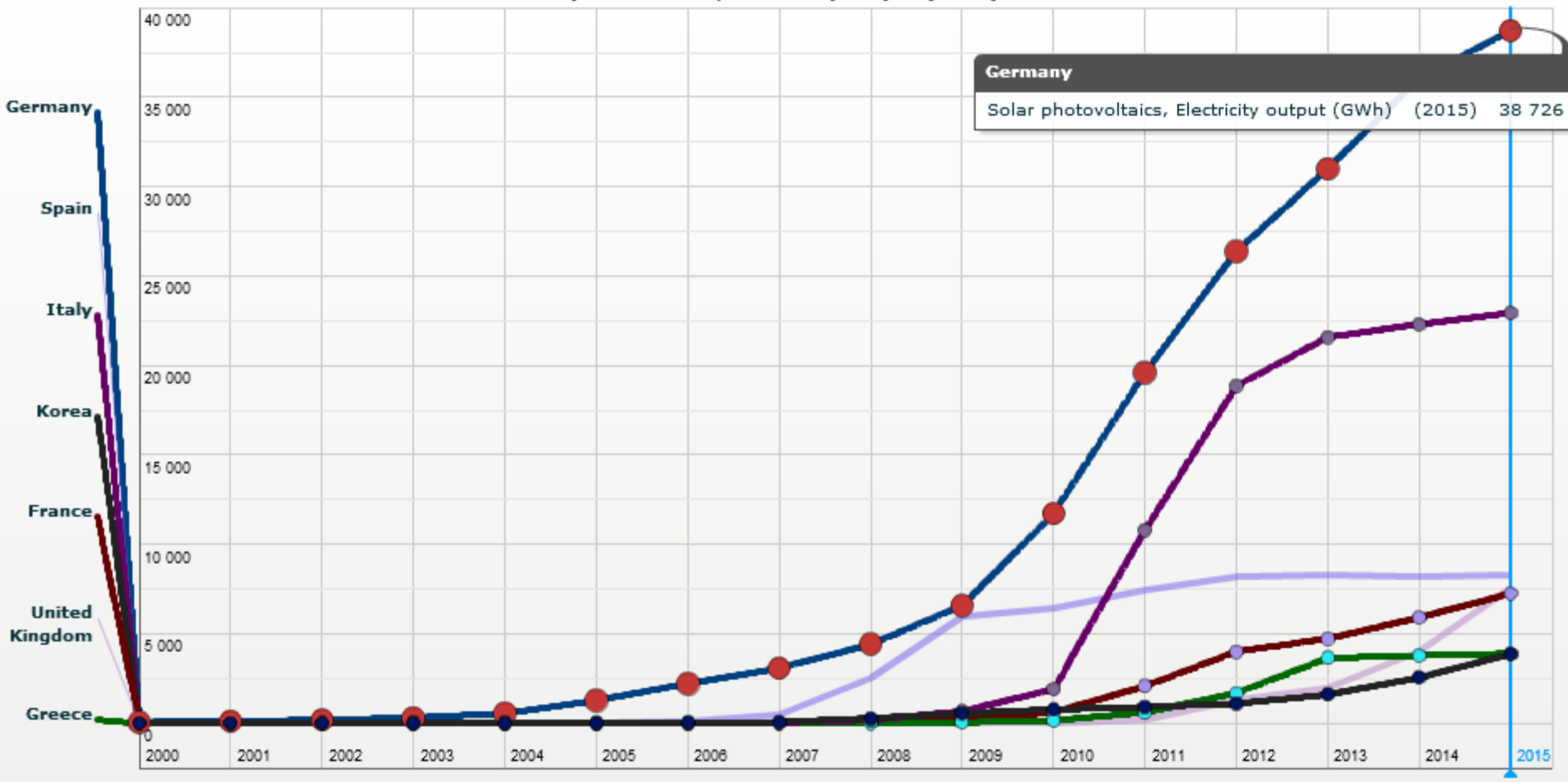
International Energy Agency

- Restricted to UK FE/HE
- CO₂ Emissions from Fuel Combustion
- Energy Prices and Taxes
- Energy Technology Research and Development Database
- World Energy Statistics and Balances
- Specialist databanks:
 - Electricity information
 - Coal Information
 - Natural Gas Information
 - Oil Information
 - Renewables Information



IEA Renewables Supply and Consumption

Solar photovoltaics, Electricity output (GWh)



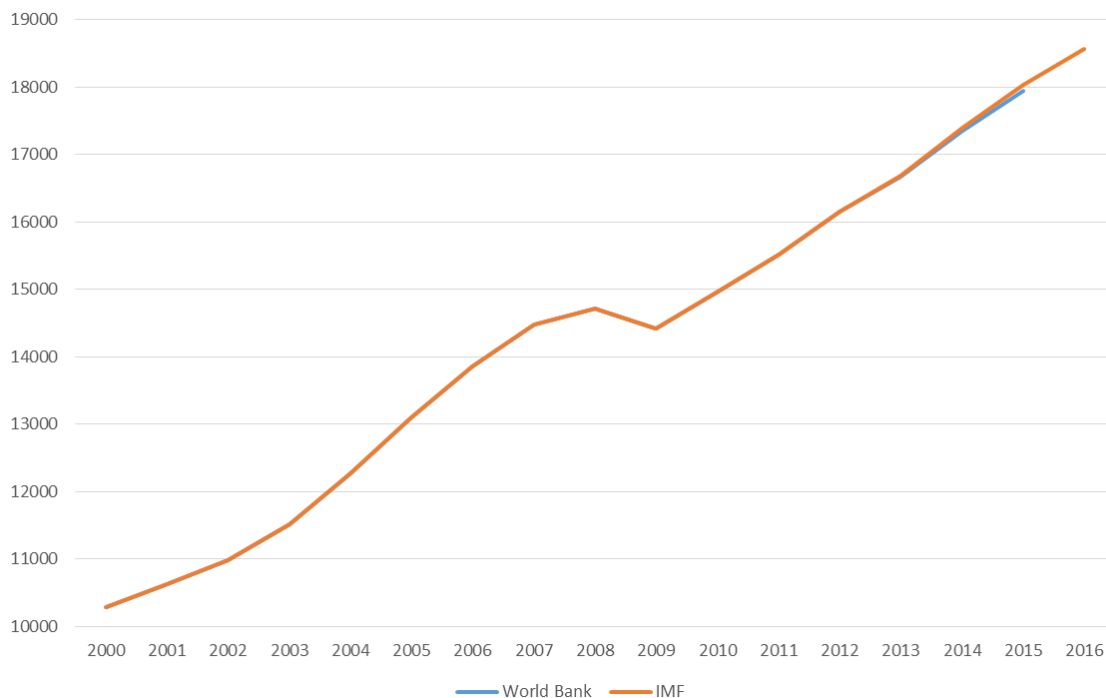
International Energy Agency: Renewables Information : OECD Renewables Supply and Consumption (2017 Preliminary Edition), 1990-2015 (Data downloaded: 28 June 2017). UK Data Service, DOI: <http://dx.doi.org/10.5257/iea/ri/2017-04>

Some tips on using the databanks

Tip 1: choose your data from the same databank or family of databanks

- comparability issues between data from different databanks, even for series with well-established standards
- theoretically identical series can have slightly different values in different databanks

US GDP (US\$ billions as reported by the World Bank and IMF)




Time	World Bank	IMF
2000	10284.8	10284.8
2001	10621.8	10621.8
2002	10977.5	10977.5
2003	11510.7	11510.7
2004	12274.9	12274.9
2005	13093.7	13093.7
2006	13855.9	13855.9
2007	14477.6	14477.6
2008	14718.6	14718.6
2009	14418.7	14418.7
2010	14964.4	14964.4
2011	15517.9	15517.9
2012	16155.3	16155.3
2013	16663.2	16691.5
2014	17348.1	17393.1
2015	17947.0	18036.7
2016		18567

Tip 2: some of the databanks have better cross country comparability than others.

- OECD databanks are specifically designed for country comparisons
- IMF International Financial Statistics is not.

Tip 3: Examine more info and footnotes

 World Development Indicators (December 2014) ⁱ

Gross intake ratio in first grade of primary education, female (% of relevant age group)									
Subject	2003	2004	2005	2006	2007	2008	2009	2010	2011
Albania ⁱ	93.8336
Algeria ⁱ	94.86725	96.3032	94.91865	93.78017	97.56141	102.66329	103.49781	112.37794	110.10127
Arab World ⁱ	91.5697097778	92.9570617676	94.8448028564	95.7619400024	97.5129928589	98.6844711304	98.4914474487	99.3586273193	99.8152923584
Argentina ⁱ	110.65418	109.56736	109.12876	111.2247	111.04491	111.9544	114.636	114.58618	115.12126
Armenia ⁱ	94.74919	95.57744	103.16127	107.40804	..	97.70087	99.55503
Aruba ⁱ	100.26954	97.83784	104.25824	107.173	104.29185	104.92754	105.27859	100.59084	..

What we provide

- Data free at point of use
- Single portal and search across a wide range of international databanks from several intergovernmental organisations
- Consistent and comprehensive documentation
- Training, user support, knowledgeable helpdesk
- Web: ukdataservice.ac.uk

Data Skills modules

- Survey
- Longitudinal
- Aggregate
- ukdataservice.ac.uk/use-data/data-skills-modules

Demo

- <https://stats.ukdataservice.ac.uk/>

Questions

ukdataservice.ac.uk/help/

Follow us at:

- UKDATASERVICE@JISCMAIL.AC.UK
- twitter.com/UKDSIntdata
- twitter.com/UKDataService



Questions

