
Key data: Data about countries

Richard Wiseman

June 2018

UK Data Service



Welcome

Some introductions...



Richard Wiseman
UK Data Service
Jisc

Can you hear us?

You should be able to, please check :

Your local speakers/phones

Check also that you have the right audio selection chosen in the menu (top right corner)

There is an option to join by telephone (see menu in top right corner)

What we will cover today

- introduction
- international macrodata
- documentation and tips
- demo
- questions
 - can be typed in, but we will wait until the end to answer them



What is the UK Data Service?

- a comprehensive resource funded by the ESRC
- a single point of access to a wide range of secondary social science data
- support, training and guidance



What data do we hold?

Surveys

Large-scale government funded UK and cross-national surveys

Longitudinal

Major UK surveys following individuals over time

International

Multi-nation aggregate databanks and survey data

Census

Census data 1971 – 2011

Business

Microdata and administrative data

Qualitative

Range of multimedia qualitative data sources





Register / Login

Explore the UK's largest collection of social, economic and population data resources

Search data [dropdown arrow] [magnifying glass icon]

About the UK Data Service



Guides and resources

- Dataset guides
- Topic guides
- Methods and software guides
- Guides to exploring online

See more >



Video tutorials

See our growing range of training videos

See data from all over the world

Browse our data map


Data types

Census data

International macrodata


Longitudinal studies

Qualitative/mixed methods



#DataImpact2016

Highlights of Data Impact 2016 in Glasgow featuring some of



Latest data

IMF Balance of Payments 1967-2016

Our Find o

International macrodata: data about countries

- time series data aggregated to country/region
- international governmental organisations
- wide range of socio-economic topics
- availability



Data providers

- International Monetary Fund (IMF)
- Organisation for Economic Co-operation and Development (OECD)
- World Bank
- United Nations
- International Energy Agency (IEA)



International data themes

Databanks cover:

- economic performance and development
- trade, industry and markets
- employment
- demography, migration and health
- governance
- human development
- social expenditure
- education
- science and technology
- land use and the environment
- energy



International macrodata

→ Variables		Total population of the metropolitan area (persons)					
→ Time		2009	2010	2011	2012	2013	2014
		▲ ▼	▲ ▼	▲ ▼	▲ ▼	▲ ▼	▲ ▼
→ Metropolitan areas							
■ Australia		21 691 653	22 031 750	22 340 024	22 728 254	23 125 868	23 490 736
Australia	Adelaide	1 237 354	1 253 097	1 264 091	1 278 600	1 291 377	1 304 631
	Brisbane	2 068 479	2 108 348	2 147 436	2 193 316	2 236 044	2 274 560
	Gold Coast-Tweed Heads	509 133	519 630	528 766	540 527	551 123	560 266
	Melbourne	4 031 787	4 105 857	4 169 366	4 252 458	4 344 673	4 440 328
	Perth	1 739 342	1 781 132	1 833 567	1 904 858	1 972 849	2 021 203
	Sydney	4 492 380	4 555 516	4 608 949	4 676 118	4 756 398	4 840 628
■ Austria		8 335 003	8 351 643	8 375 164	8 408 121	8 451 860	8 506 889
Austria	Graz	602 465	608 420	614 454	620 587	626 826	633 168
	Linz	604 006	606 514	609 054	611 622	614 214	616 829
	Vienna	2 656 523	2 683 251	2 710 331	2 737 753	2 765 519	2 793 631
■ Belgium		10 753 080	10 839 905	10 951 266	11 035 948	11 099 554	11 203 992
Belgium	Antwerp	1 046 834	1 053 725	1 060 675	1 067 688	1 074 765	1 081 904
	Brussels	2 460 663	2 485 480	2 510 626	2 536 106	2 561 930	2 588 102
	Ghent	572 560	576 408	580 281	584 187	588 127	592 100
	Liege	723 142	726 431	729 740	733 071	736 425	739 798
■ Canada		33 628 571	34 005 274	34 342 780	34 752 128	35 154 279	35 540 419
Canada	Calgary	1 237 622	1 271 737	1 306 924	1 342 733	1 379 633	1 417 661

Data extracted on 30 Nov 2016 12:24 UTC (GMT) from UKDS.Stat

Conditions

[Login](#) | [Contact Us](#) | [Site Map](#) | [Guide](#)

UK Data Service



Accessing the international macrodata

- World Bank IMF, OECD, UNESCO data are open to all
- other data restricted to UK FE and HE (UNIDO, IEA)
- access via Federated access (Shibboleth) authentication
- data delivered over the web via UKDS.stat
- download formats include *.xls, *.csv



Catalogue record

You are not logged in | [Login to Discover](#) | [Site Search](#) [FAQ](#) [Help](#) [Contact](#)

UK Data Service
Discover



• Discover

Variable and question
bank

QualiBank

[About us](#) [Get data](#) [Use data](#) [Manage data](#) [Deposit data](#) [News and Events](#)

Discover > Catalogue

Catalogue

SHARE

UK Data Service data catalogue record for:

OECD Main Economic Indicators Databank, 1960-2014

[Related Studies](#) | [Publications](#)

[Access online](#) | [Download XML](#)

TITLE DETAILS

SN: 4744
Title: OECD Main Economic Indicators Databank, 1960-2014
Alternative title: OECD MEI
Persistent identifier: [10.5257/oecl/mei/2013-04](https://dx.doi.org/10.5257/oecl/mei/2013-04)
Depositor: Organisation for Economic Co-operation and Development
Principal investigator(s): Organisation for Economic Co-operation and Development

SUBJECT CATEGORIES

Economic conditions and indicators - Economics

ABSTRACT

Abstract copyright UK Data Service and data collection copyright owner.

The Organisation for Economic Co-operation and Development (OECD) produces annual, quarterly and monthly data for around 3,800 main economic indicators (MEI). The variables cover national accounts, industrial production, employment, prices, business trends and trade for the member countries of the OECD and 6 non-member countries. The dataset also includes the OECD's leading indicators (key variables that signal changes in the business cycle).

The OECD defines each variable separately for each country. Nevertheless, the data are considered sufficiently similar to enable comparisons between countries, especially for relative values and rates of change.

These data were first provided by the UK Data Service in January 2003. The UK Data Service web site includes further information on its OECD MEI holdings, including a [dataset user guide](#) and details of [latest database updates](#).

Citation: The bibliographic citation for this dataset is: Organisation for Economic Cooperation and Development (YYYY): Main Economic Indicators (Ed. YYYY-MM). UK Data Service. DOI: *{edition specific doi - e.g. <http://dx.doi.org/10.5257/oecl/mei/2011-09>}*

Alternative DOIs: [10.1787/mei-data-en](https://dx.doi.org/10.1787/mei-data-en) (to access via OECD.Stat subscription).

Main Topics:

The topics listed below correspond to the first OECD subject level:

UKDS.Stat

UKDS.Stat | Help - Get in Touch

UK Data Service



UKDS.Stat Guides

A collection of guides for the UKDS.Stat International Macrodata Platform.

UKDS.Stat Platform Guides

PDF GUIDES

- UKDS.Stat user guide (PDF)
- Guide to finding IMF Government Finance Statistics (GFS) data (PDF)
- Guide to finding IMF International Financial Statistics (IFS) data (PDF)
- UKDS.Stat API guide - SDMX-JSON (PDF)
- UKDS.Stat API guide - SDMX-ML (PDF)

VIDEO GUIDES

- Accessing, exploring and visualising data in UKDS.Stat +
- How to select multiple subjects in UKDS.Stat +
- How to hide empty rows and columns with UKDS.Stat +
- How to save and share queries within UKDS.Stat +
- How to change the layout in UKDS.Stat +
- How to create maps with UKDS.Stat +
- How to create bar charts with UKDS.Stat +
- How to reorder data within UKDS.Stat +

UKDS.Stat Data Guides

WORLD BANK DATA

- World Bank Africa Development Statistics
- World Bank International Debt Statistics
- World Bank World Development Indicators

INTERNATIONAL MONETARY FUND DATA

- IMF Balance of Payments Statistics
- IMF Direction of Trade Statistics
- IMF Government Finance Statistics
- IMF International Financial Statistics
- IMF World Economic Outlook

OECD DATA

- OECD Banking Statistics
- OECD Economic Outlook
- OECD Education Statistics
- OECD Environment Statistics

Guides | Visualisation | Usage Stats | Home



Scholar articles citing UKDS data

data on Sustainable Development

by @UKDSintdata

international Retweeted

DSensus

IKDSensus

workshop in London 7 Dec, "Accessing aggregate and flow data" Book now: bit.ly/2J0Ytu5

56s

international Retweeted

CD Development Ctr

IECD_Centre

Immigrant workers in Thailand can be divided into eight groups: bit.ly/2J0Ytu5



5m

View on Twitter

Did you know ... how to change the layout in UKDS.Stat? http://youtu.be/_ZnS0aGBQ3s

 Customise ▾
  Export ▾
  Draw Chart ▾
  My Queries ▾

Page: **1** ▾ / 2

→ Series		NGDPD - Gross domestic product, current prices ▾													
→ Time		2005	2006	2007	2008	2009	2010	2011	2012	2013	2014	2015	2016	2017	2018
		▲ ▾	▲ ▾	▲ ▾	▲ ▾	▲ ▾	▲ ▾	▲ ▾	▲ ▾	▲ ▾	▲ ▾	▲ ▾	▲ ▾	▲ ▾	▲ ▾
→ Location															
Afghanistan	i	6.167	6.925	8.556	10.297	12.066	15.325	17.89	20.296	20.17	20.444	19.204	17.275	17.449	18.468
Albania	i	8.158	9.001	10.698	12.901	12.093	11.938	12.896	12.323	12.789	13.296	11.543	12.269	12.978	13.851
Algeria	i	103.198	117.027	134.977	171.001	137.054	161.207	199.394	209.005	209.703	213.518	172.278	165.974	173.856	179.588
Angola	i	28.234	41.789	60.449	84.178	75.492	82.471	104.116	115.342	124.912	126.775	102.979	81.497	86.287	91.608
Antigua and Barbuda	i	0.997	1.135	1.289	1.347	1.206	1.136	1.13	1.205	1.185	1.248	1.287	1.332	1.389	1.461
Argentina	i	221.411	263.044	329.764	406.001	378.502	462.839	559.846	607.719	622.055	544.734	585.623	437.856	447.827	473.129
Armenia	i	4.9	6.384	9.206	11.662	8.648	9.26	10.142	10.619	11.121	11.644	10.571	10.774	11.152	11.712
Australia	i	733.963	780.824	946.377	1 036.05	982.382	1 245.98	1 502.59	1 558.68	1 501.09	1 441.95	1 223.89	1 200.78	1 262.34	1 330.25
Austria	i	315.187	334.603	386.995	429.638	398.602	390.939	429.431	407.599	428.833	437.582	374.124	384.799	399.615	411.779
Azerbaijan	i	13.245	21.027	33.09	46.378	44.289	52.913	64.819	68.7	73.537	75.254	54.048	35.141	36.195	37.281
Bahrain	i	15.965	18.501	21.725	25.705	22.933	25.708	29.038	30.75	32.893	33.843	30.411	30.079	31.959	33.549
Bangladesh	i	70.921	75.77	85.604	97.062	108.896	122.039	131.079	141.705	161.297	183.824	205.715	226.257	246.73	269.491
Barbados	i	3.897	4.303	4.546	4.595	4.602	4.447	4.359	4.332	4.371	4.353	4.412	4.498	4.655	4.859
Belarus	i	30.21	36.962	45.276	60.752	49.209	55.221	59.735	63.615	73.098	76.139	54.609	45.887	49.252	52.494
Belgium	i	388.030	410.472	472.475	521.084	485.784	484.45	527.404	498.055	521.555	522.204	454.687	465.248	470.670	492.756



World Bank Databases

- Collects data on all aspects of human development worldwide
- Annual data, designed for international comparability
- Open access
- Host 4 databases:
 - World Development Indicators
 - International Debt Statistics
 - Africa Development Indicators
 - Subnational Population Database





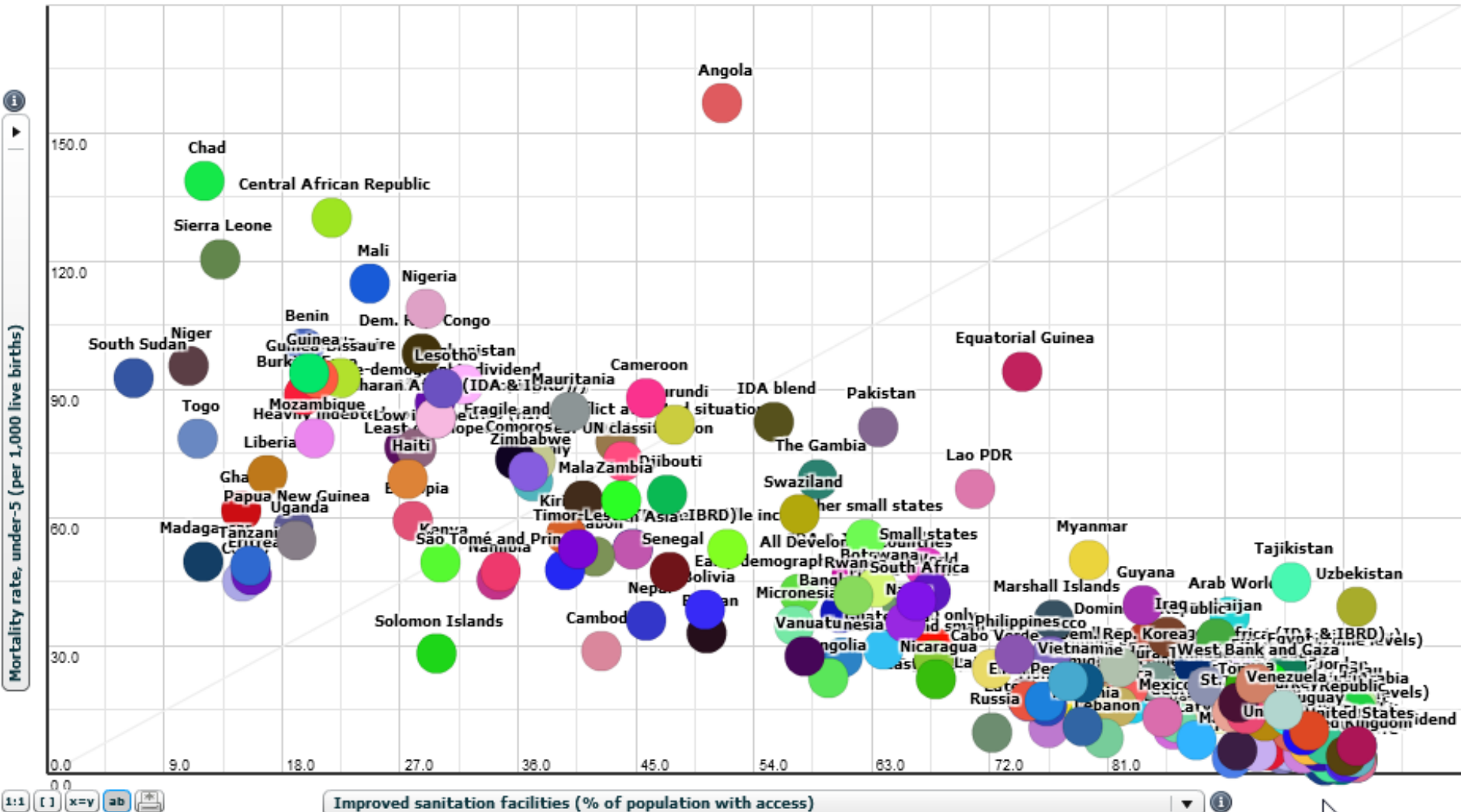
World Development Indicators

- Covers over 200 countries
- Annual data starting 1960
- Widely cited
- Our most popular database

Around 1,400 indicators for each country

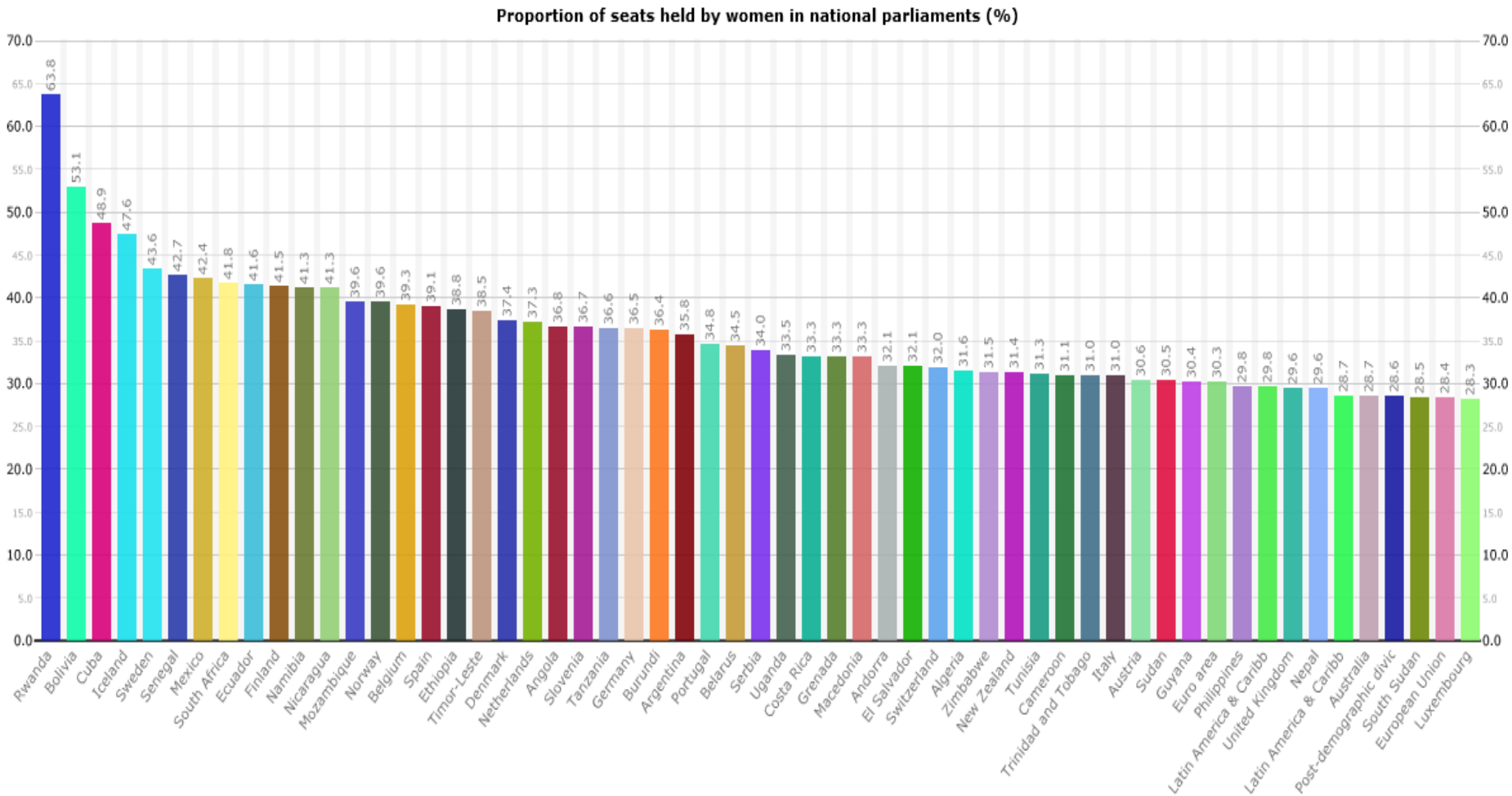


World Development Indicators: example



Which country had the largest proportion of women in parliament during 2016?

Proportion of seats held by women in national parliaments, 2016 (%)



International Debt Statistics

- Financial flows
- Contains the Bank's projections for debt repayments etc for next five years
- Annual data starting 1970s
- Replaces Government Development Finance



Subnational Population Database

- Provinces, states, or regions - below the national level
- 2000 to 2016
- subnational areas and the shares relative to total national population estimates
- allows researchers, students and practitioners to investigate population and intra-country migration trends



Belarus subnational data

Subnational Population Database

Did you know ... you can save and share queries in UKDS.Stat? <http://youtu.be/6ulia5a6rvl>

Customise Export Draw Chart My Queries

<< Back to table.



Population (% of total)

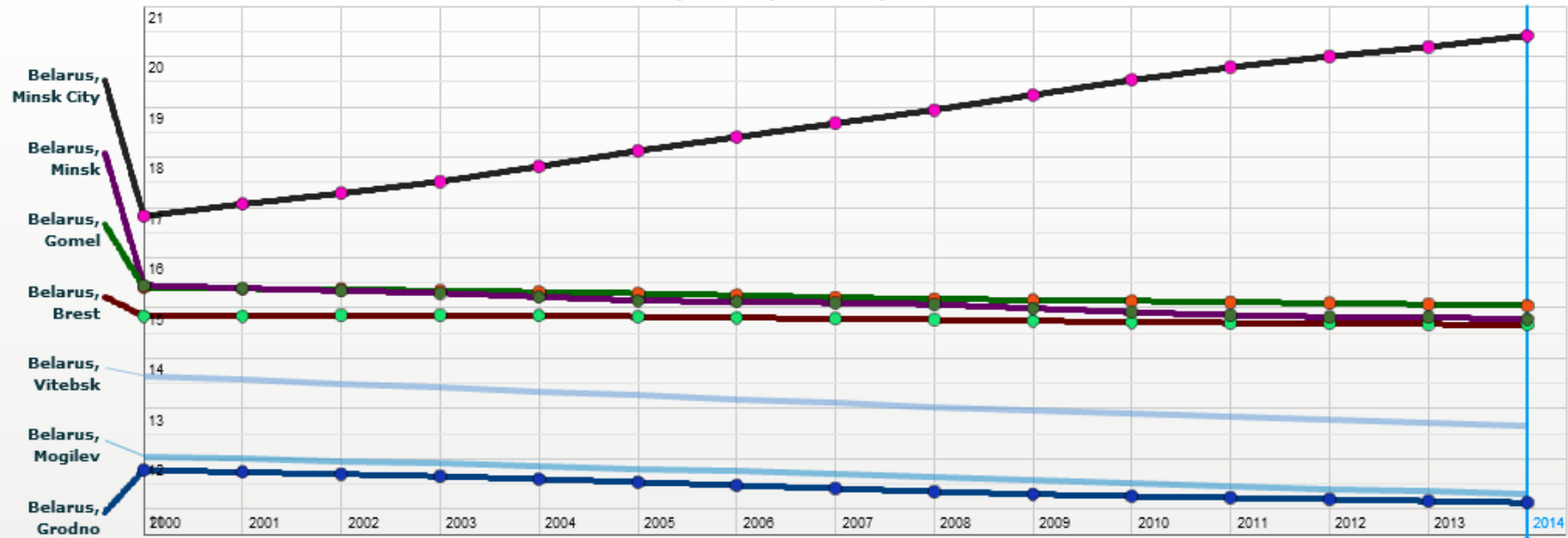


Chart Software NComVA© English



IMF databanks

- International Financial Statistics
- Government Finance Statistics
- Balance of Payments Statistics
- Direction of Trade
- World Economic Outlook
- Open access



IMF International Financial Statistics



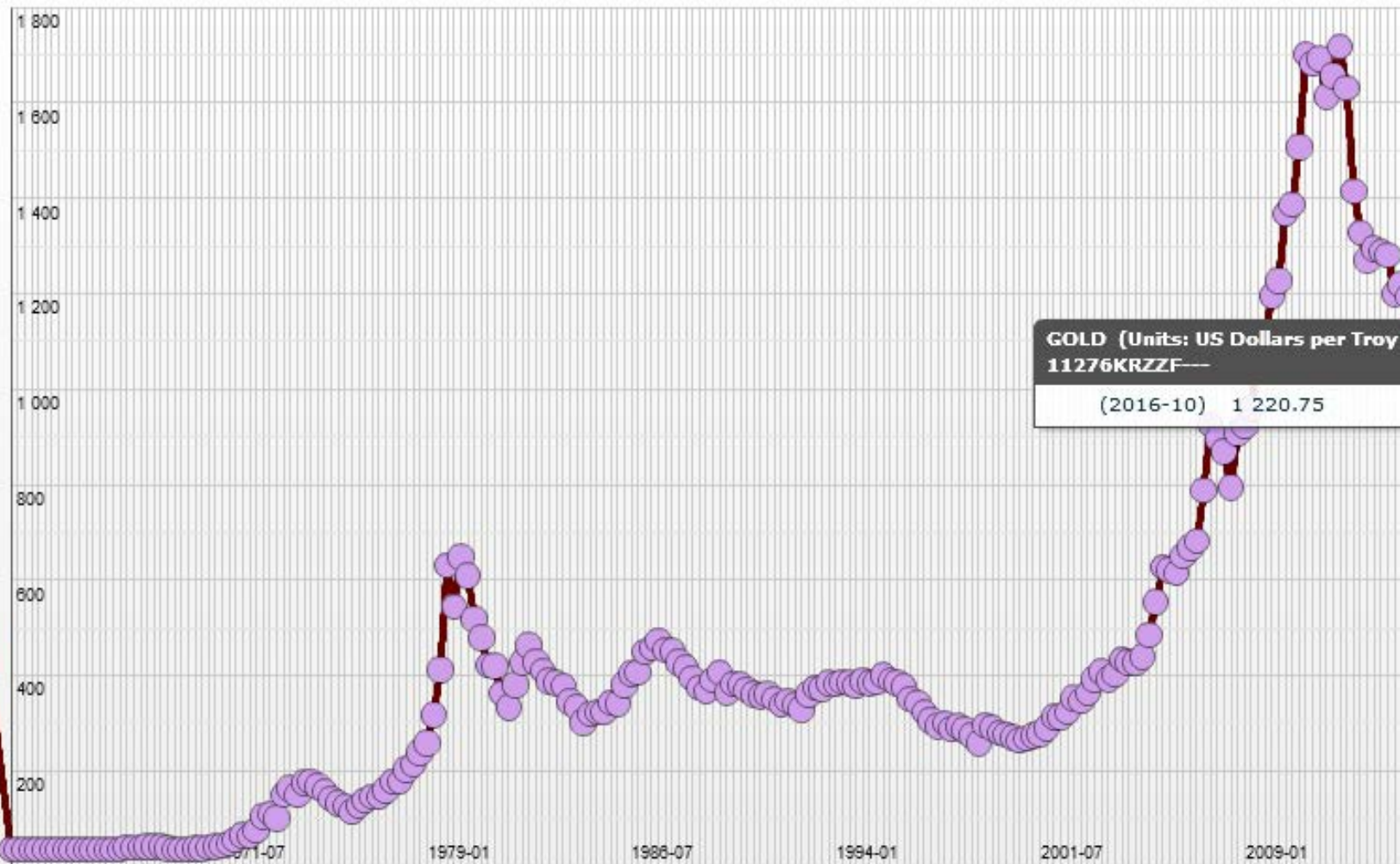
- standard source for all aspects of international and domestic finance
- Monthly, Quarterly, and Annual data
- includes over 200 countries
- reports time series data on exchange rates, international liquidity, money and banking, interest rates, prices, production, national accounts...
- 3 sections:
 - country tables
 - world tables
 - commodity prices



International Financial Statistics: example

<< Back to table.

GOLD (Units:
US Dollars per
Troy Ounce)
11276KRZZF—
—



GOLD (Units: US Dollars per Troy
11276KRZZF—
(2016-10) 1 220.75



IMF Direction of Trade

- exports and imports
- bilateral data between countries
- monthly, quarterly and annual data are presented
- 1980 onwards

Long and consistent time series

Stable data domains

Good geographic and temporal coverage

Up-to-date data



Inside the database – IMF Direction of Trade

Direction of Trade Statistics - November 2016 ¹

Did you know ... how to change the layout in UKDS.Stat? http://youtu.be/_ZnS0aGBQ3s

Customise Export Draw Chart My Queries

Reporter Country	Canada									
Flow	Exports									
Frequency	Monthly									
Time	Sep-2015	Oct-2015	Nov-2015	Dec-2015	Jan-2016	Feb-2016	Mar-2016	Apr-2016	May-2016	Jun-2016
Partner Country										
Afghanistan	92 796	1 710 650						3 171 900	964 033	2 355 480
Africa	283 892 000	290 872 000						68 497 000	191 153 000	142 043 000
Albania	1 737 370	919 775						912 574	593 547	1 039 300
Algeria	12 532 500	41 022 800						31 856 600	11 430 100	4 616 360
American Samoa	51 042.6	180 897						31 910	55 437.7	83 190.5
Angola	4 110 890	3 427 220						3 513 480	2 696 380	2 463 960
Antigua and Barbuda	474 862	465 230						363 837	614 140	393 004
Argentina	19 367 200	16 118 400						17 416 400	20 401 000	10 505 300
Armenia	435 343	450 946						399 883	507 322	470 762
Aruba ⁱ	849 592	615 910						1 167 320	702 650	881 470
Australia	106 338 000	190 055 000						60 290 000	116 389 000	122 495 000
Austria	60 406 600	12 801 200						13 969 500	11 124 600	9 675 120
Azerbaijan	600 699	616 438						1 216 830	463 184	331 110
Bahrain ⁱ	1 381 920	3 789 180						1 255 110	2 447 040	2 161 110

An idea of database size...



IMF Balance of Payments Statistics



- balance of payment components and international investment positions of countries worldwide
- 204 countries and country groups worldwide
- 1970s onwards
- Quarterly and annual data





IMF Government Finance Statistics

- Data on government income
- Expenditure by sector
- All levels of government
- 174 countries worldwide
- Annual time series data, running 1990 onwards.



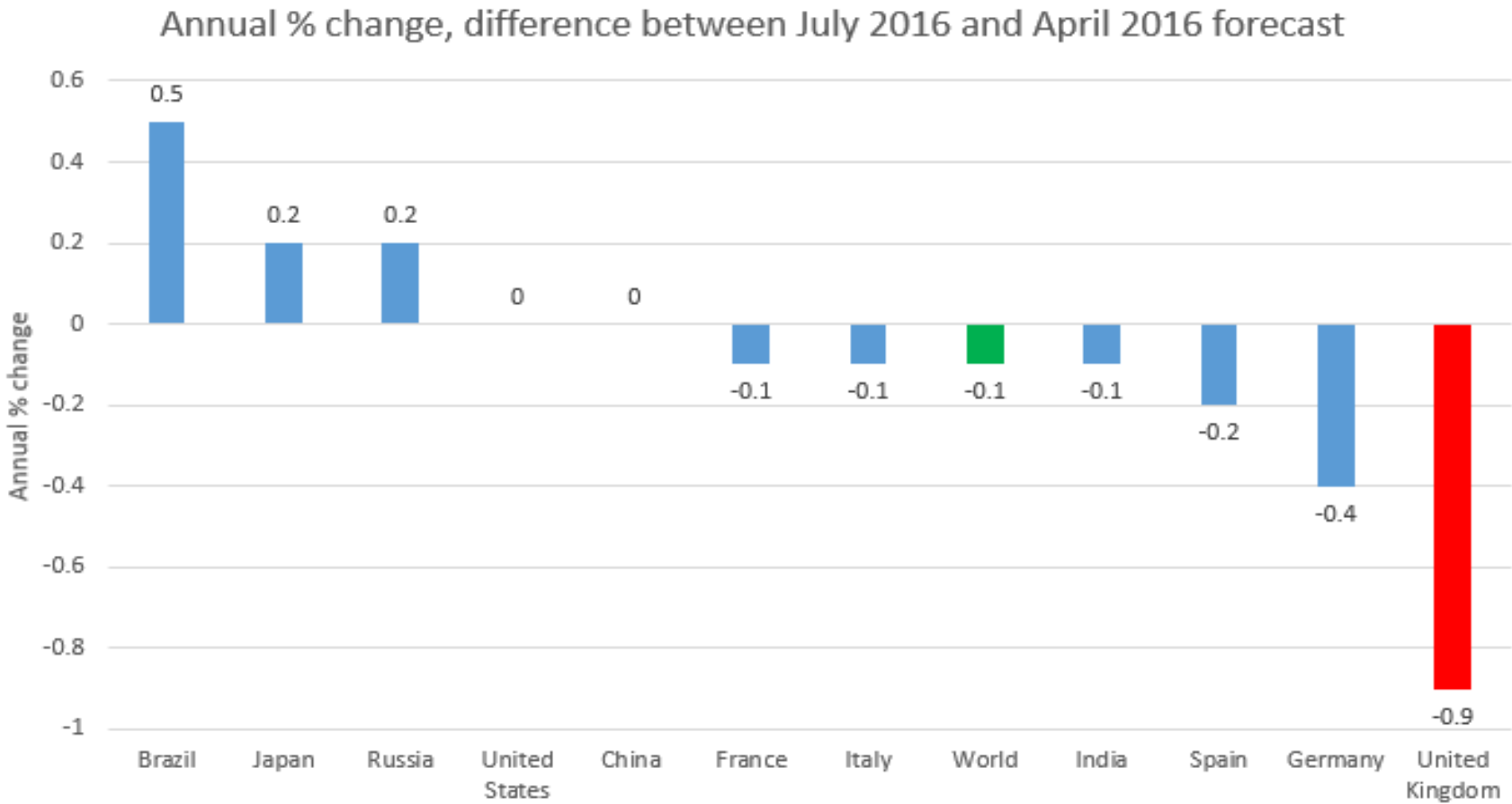


World Economic Outlook

- World Economic Outlook report
- data on national accounts, inflation, unemployment rates, balance of payments, fiscal indicators, and commodity prices
- Projections for most indicators run up to 2022



IMF revision of GDP growth forecasts for 2017



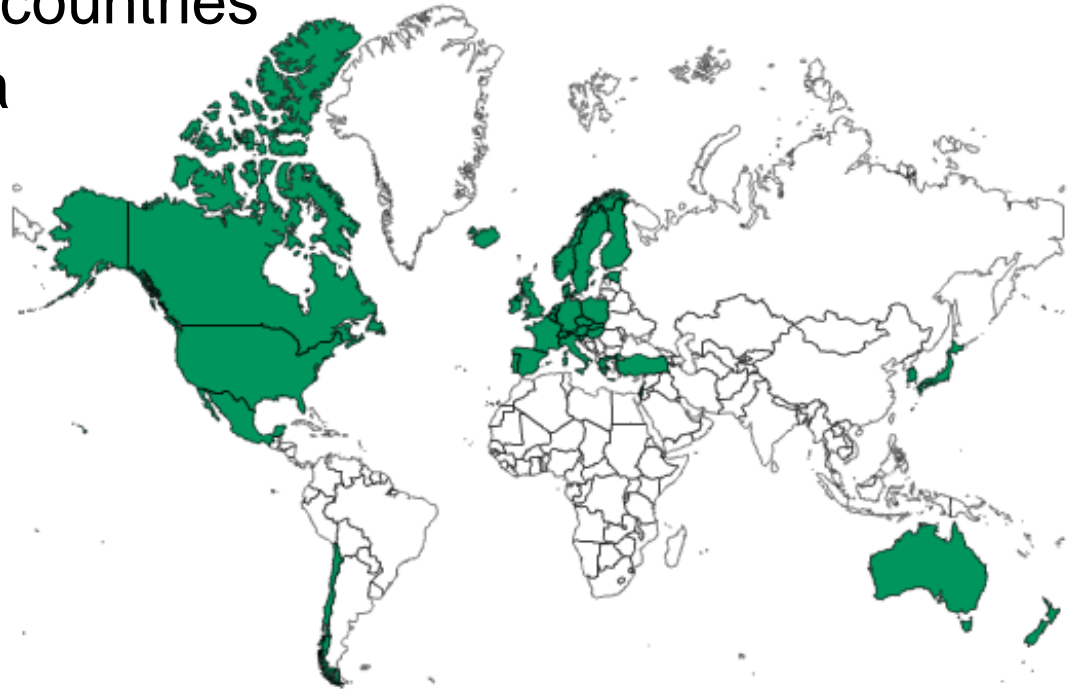
Data source: IMF World Economic Outlook, April 2016, updated 19 July

UK Data Service



Organisation for Economic Cooperation and Development (OECD) Data

- Open data
- Comparable data
- Limited number of countries
- Wide range of data

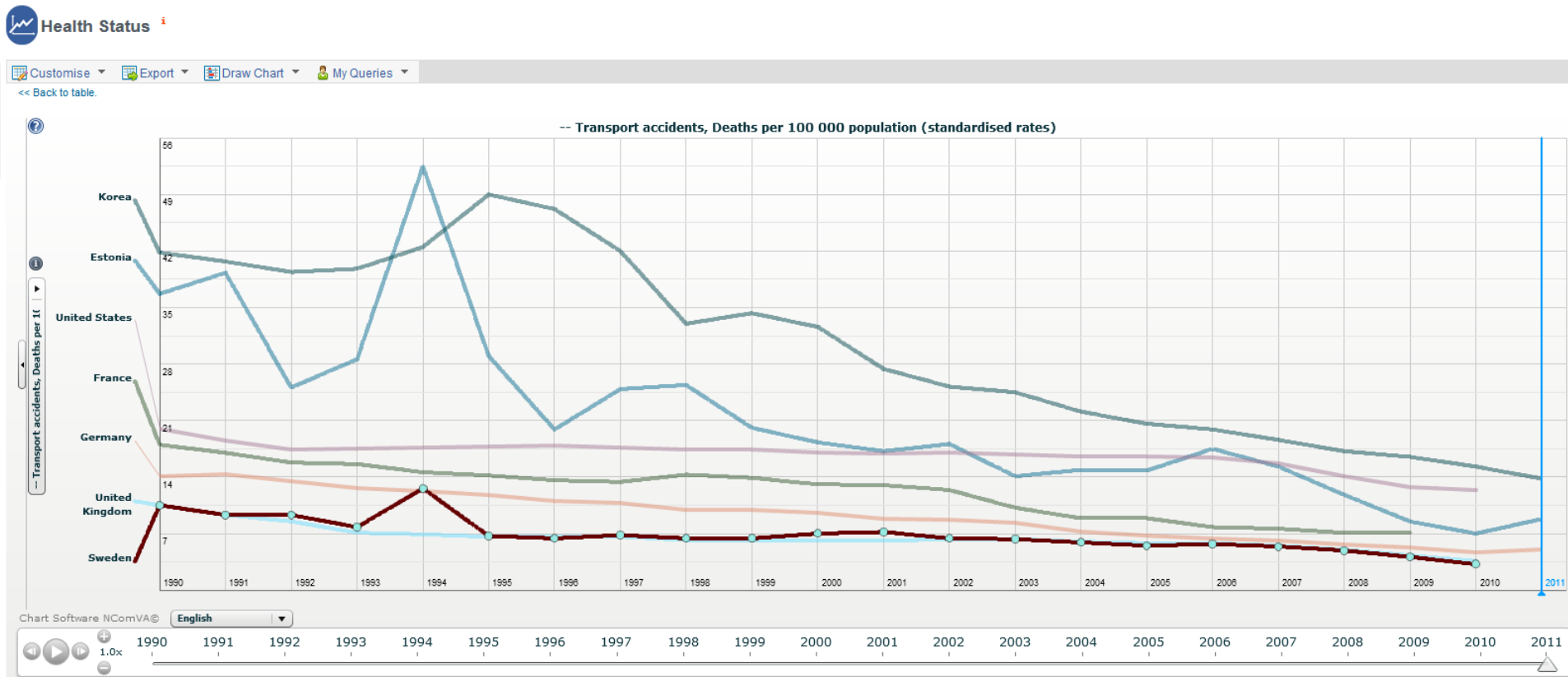


OECD data

- Banking Statistics
- Economic Outlook: Statistics and Projections
- Education at a Glance
- Employment and Labour Market Statistics
- Environment Statistics
- Health Statistics
- Institutional Investors Statistics
- Insurance Statistics
- International Development Statistics
- International Direct Investment Statistics
- International Trade in Services
- International Migration Statistics
- Main Economic Indicators
- Main Science and Technology Indicators
- Measuring Globalisation
- Monthly Statistics of International Trade
- National Accounts
- Patent Statistics
- Pensions Statistics
- Product Market Regulation
- Productivity Statistics
- Regional Statistics
- Social and Welfare Statistics
- Structural Analysis
- Tax Statistics
- Telecommunications and Internet Statistics



OECD Health Statistics



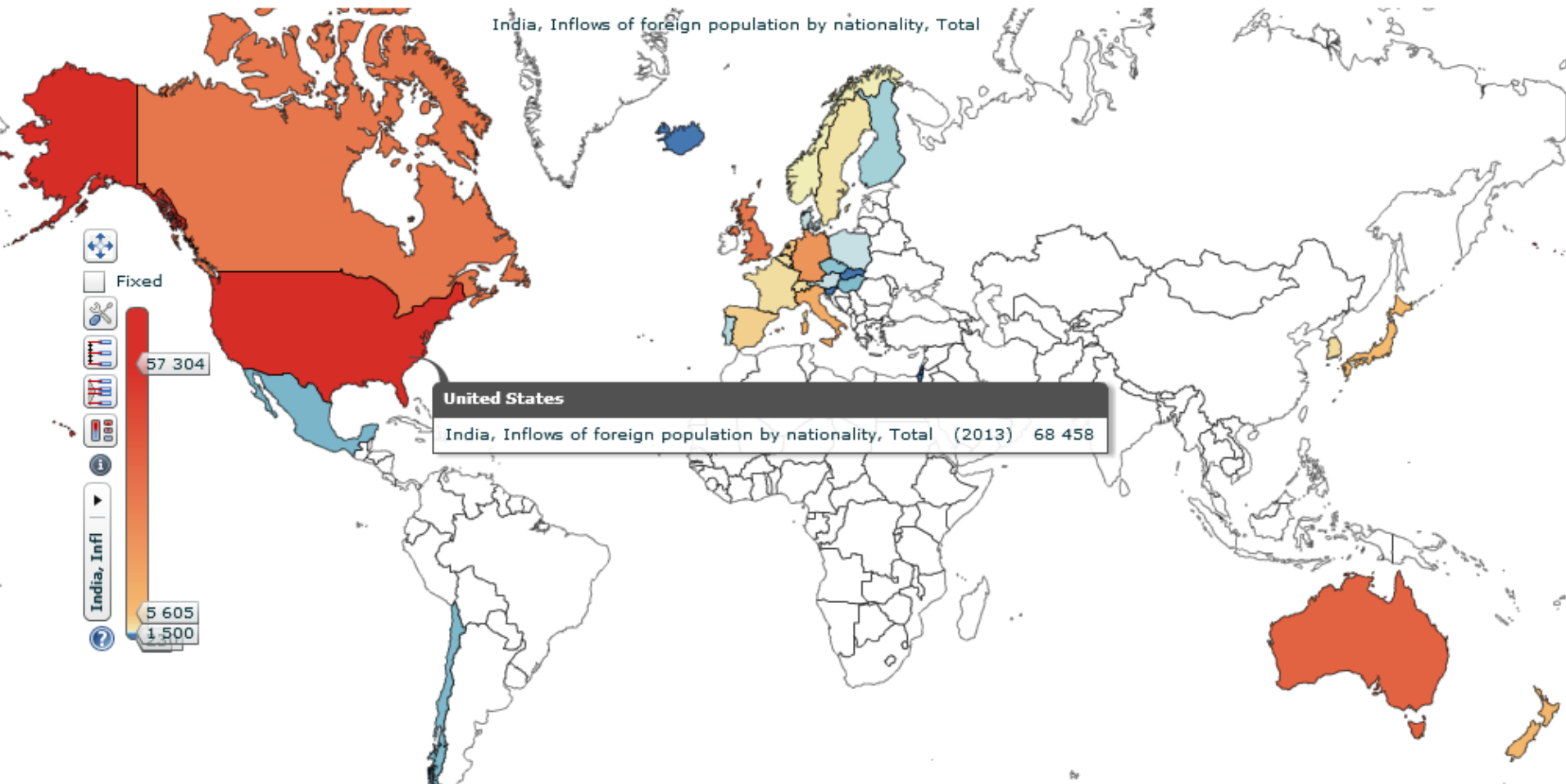
Organisation for Economic Cooperation and Development (2014): OECD Health Statistics (Data downloaded: 2014-06).
UK Data Service.

DOI: <http://dx.doi.org/10.5257/oecd/health/2014-06>

UK Data Service



OECD International Migration Statistics



Organisation for Economic Cooperation and Development (2015): International Migration Statistics (Edition 2011, data download: 2015-10). UK Data Service.

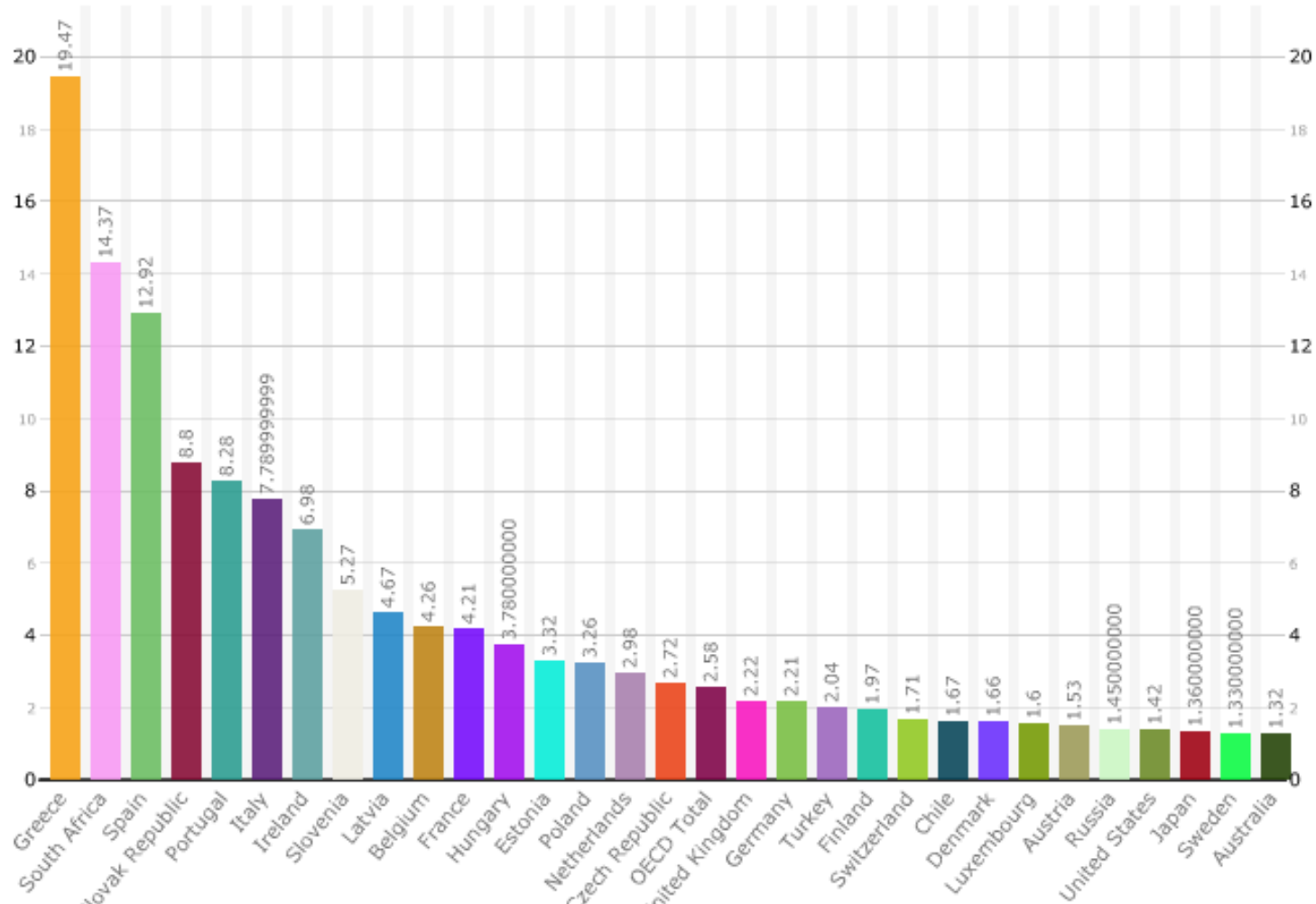
DOI: <http://dx.doi.org/10.5257/oecd/ims/2015-10>

UK Data Service



Which country had the highest long term unemployment rate in 2016?

Long-term unemployment rate % (2016)



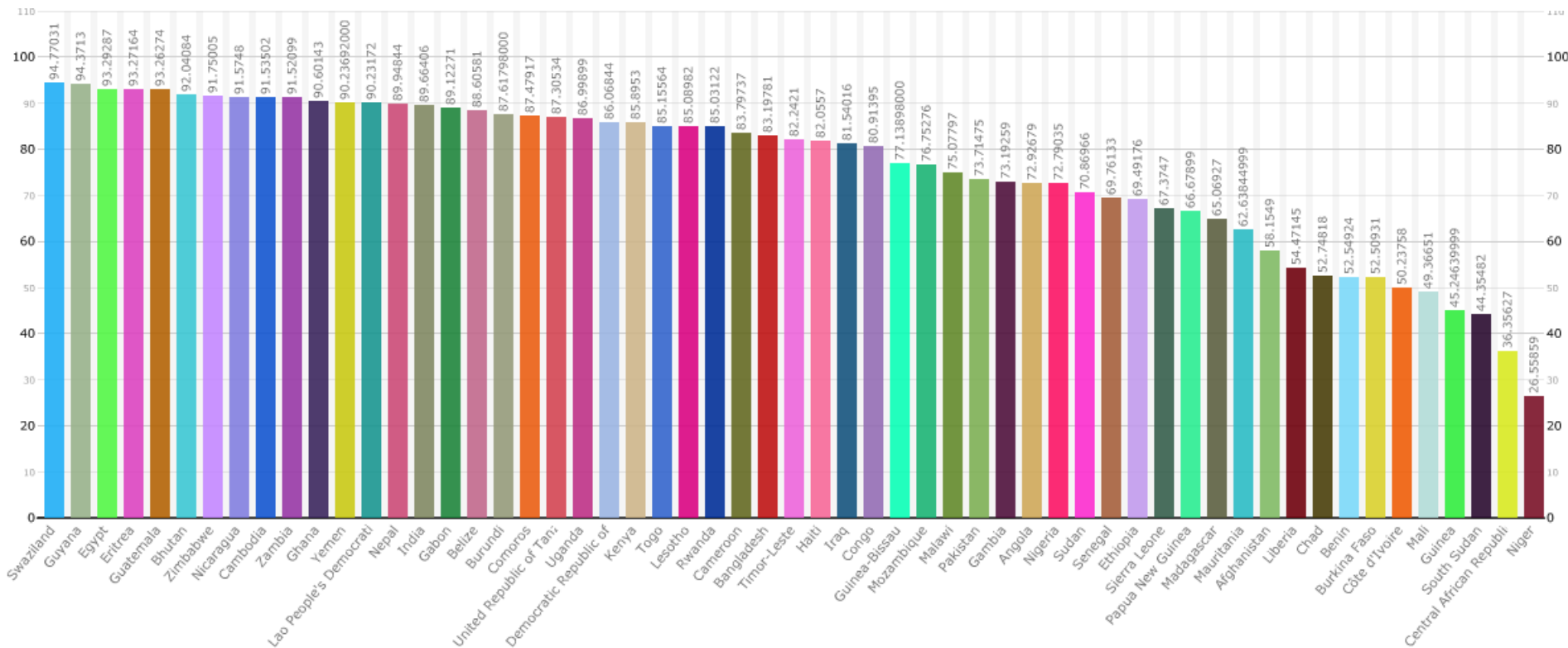
Organisation for Economic Development and Cooperation (2016): Better Life Index 2016, OECD Social, Data Service and Welfare Statistics, UK Data Service. DOI: <http://dx.doi.org/10.5257/oecd/sws/2016>



UNESCO

- Open data
- Education Statistics (1970 onwards)
 - Out of school, progression, attainment, literacy, student migration, teachers, financial resources and much more
- Innovation Statistics (2005 onwards)
 - R&D activity data
- Culture
 - Cultural employment (2009 onwards)
 - Feature film statistics (1995 onwards)
- Communication and information (1995 onwards)

Youth literacy rate, population 15-24 years, both sexes (%)



UNESCO (2016): Education Statistics (Edition: June 2016). UK Data Service.

DOI: <http://dx.doi.org/10.5257/unesco/edulit/2016-06>

UK Data Service



United Nations Industrial Development Organization (UNIDO)

- **Restricted to UK FE/HE**
- **UNIDO Industrial Statistics Databases**
Employment, wages and trade world-wide, broken down by manufacturing sector
 - INDSTAT2
 - INDSTAT4
- **UNIDO Industrial Demand Supply Balance Databases**
Imports, exports and apparent consumption by manufacturing sector, from 1990 onwards
- **Annual data, updated each year**



UNIDO data

United Kingdom, Output in current national currency

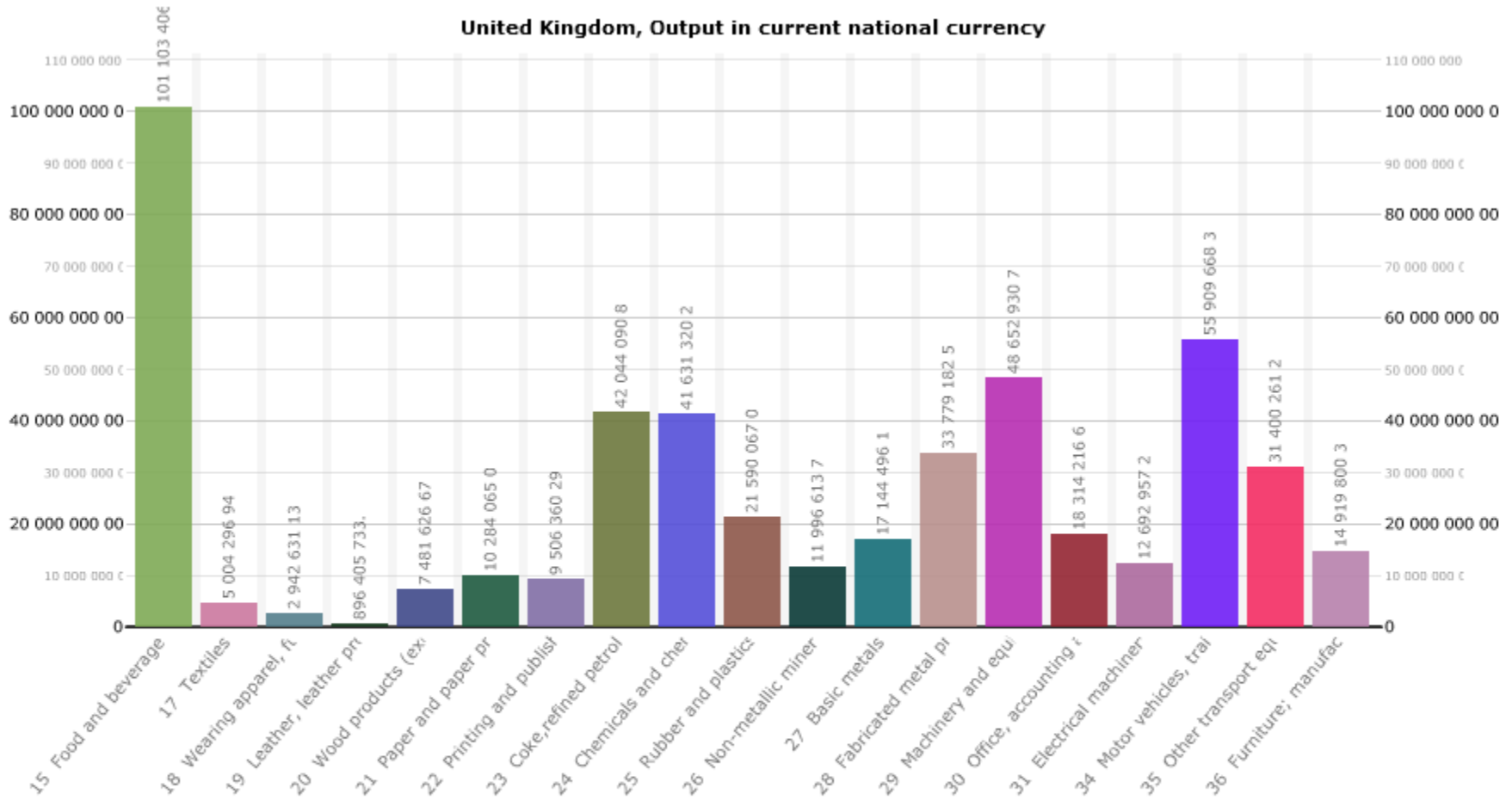
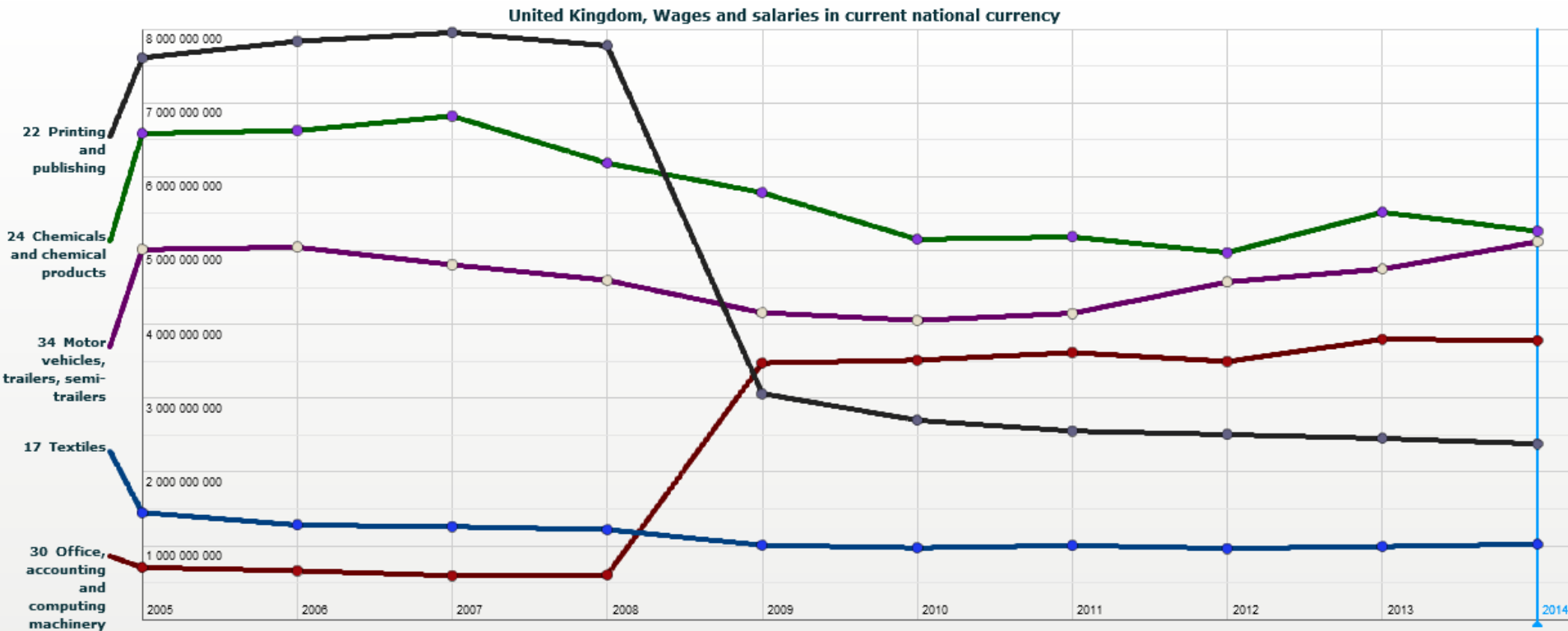


Chart Software NComVA© English



UK Wages and salaries



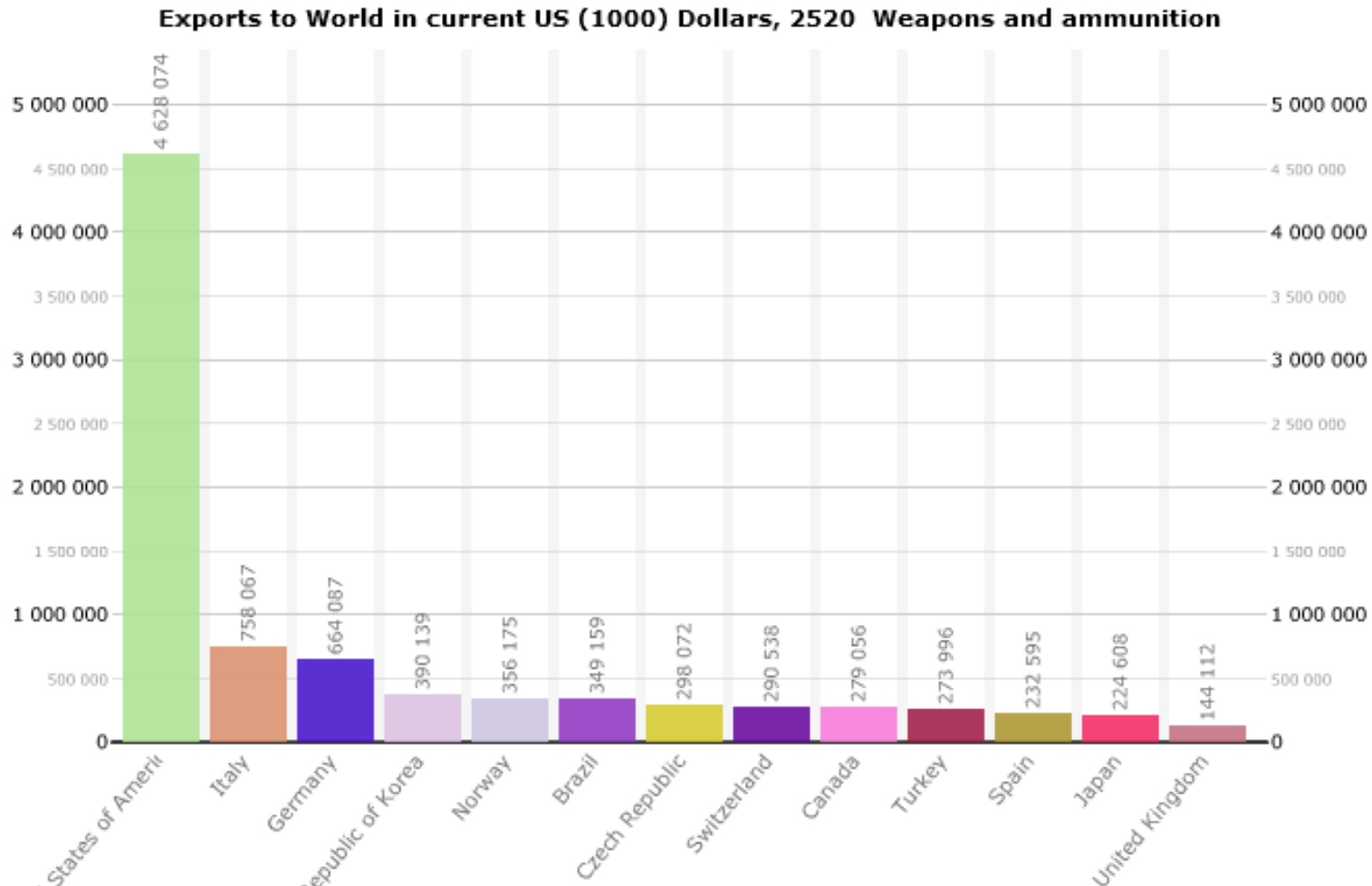
United Nations Industrial Development Organization (2016): INDSTAT2 Industrial Statistics Database (Edition: 2016). UK Data Service. DOI: <http://dx.doi.org/10.5257/unido/indstat2/2016>

UK Data Service



The US had the highest value of weapons and ammunition exports in 2013. But which country came second?

Weapons and ammunition Exports (current US\$ (1000) in 2013

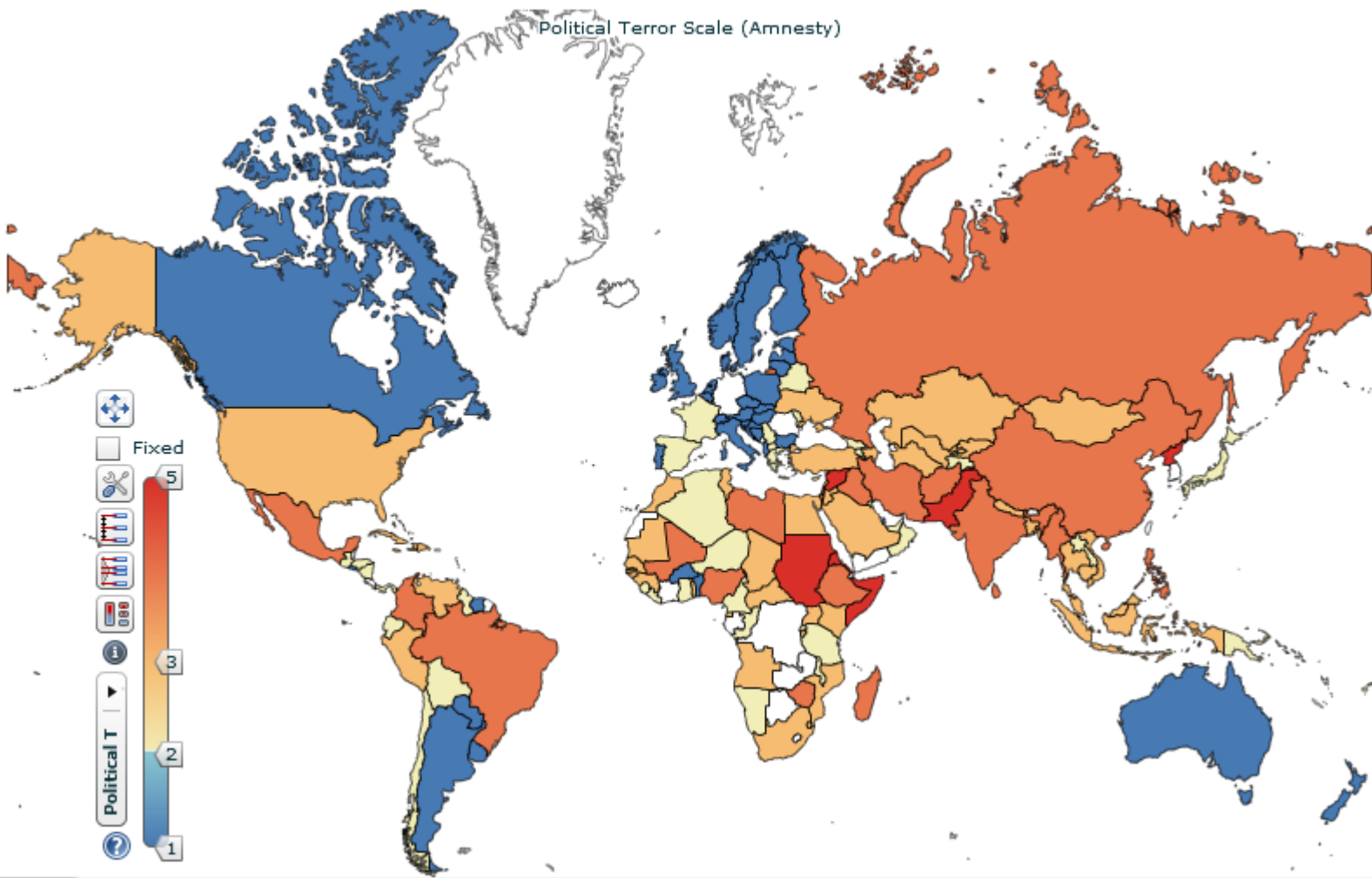


Human Rights Atlas

- open data
- 1981 - 2012
- 240 indicators
- combines data from World Bank, UN, academia, and non-governmental organisation
- ESRC funded project



Political Terror Scale (Amnesty, 2012)



Service



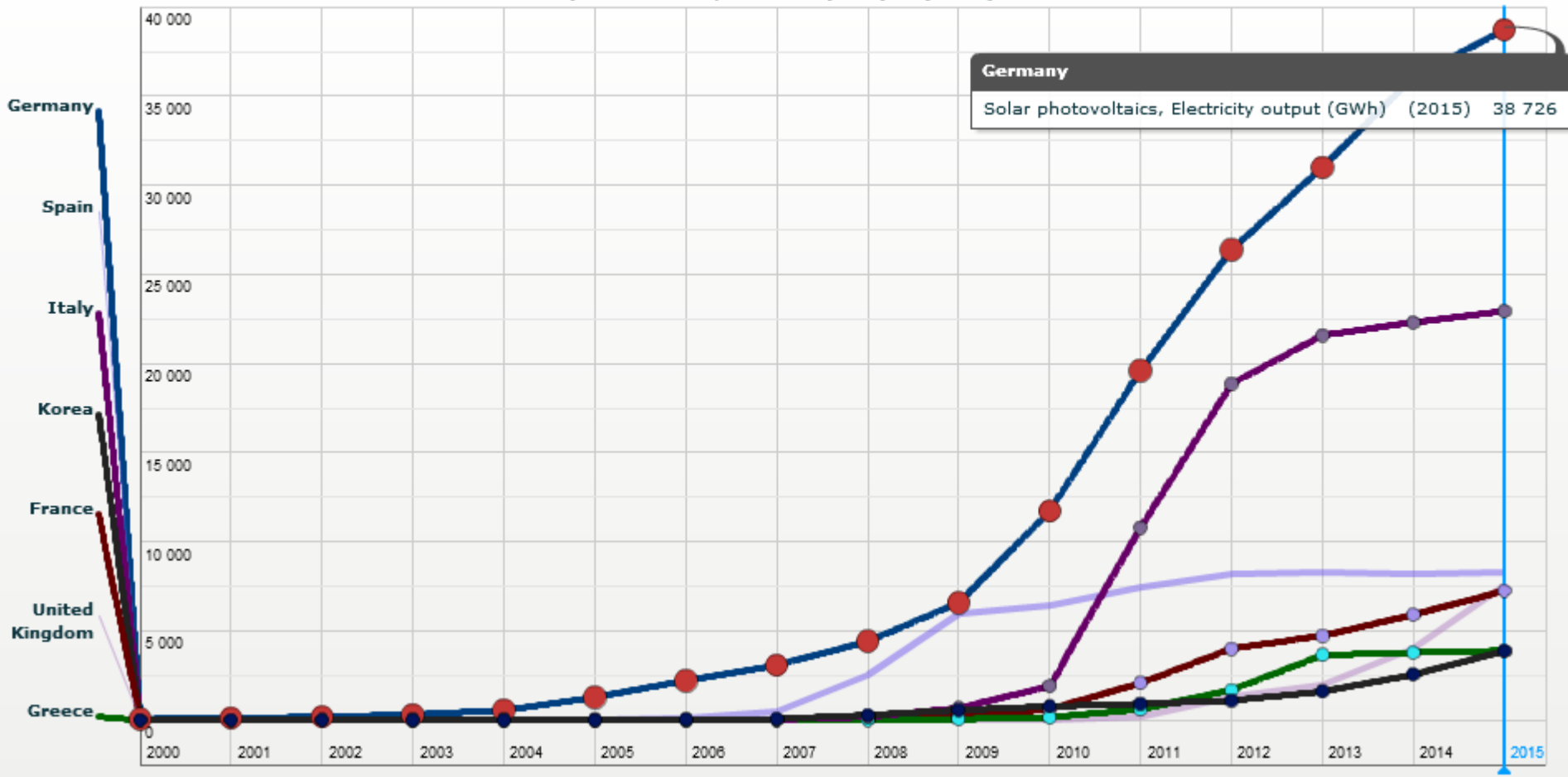
International Energy Agency

- Restricted to UK FE/HE
- CO₂ Emissions from Fuel Combustion
- Energy Prices and Taxes
- Energy Technology Research and Development Database
- World Energy Statistics and Balances
- Specialist databanks:
 - Electricity information
 - Coal Information
 - Natural Gas Information
 - Oil Information
 - Renewables Information



IEA Renewables Supply and Consumption

Solar photovoltaics, Electricity output (GWh)



International Energy Agency: Renewables Information : OECD Renewables Supply and Consumption (2017 Preliminary Edition), 1990-2015 (Data downloaded: 28 June 2017). UK Data Service, DOI: <http://dx.doi.org/10.5257/iea/ri/2017-04>

UK Data Service

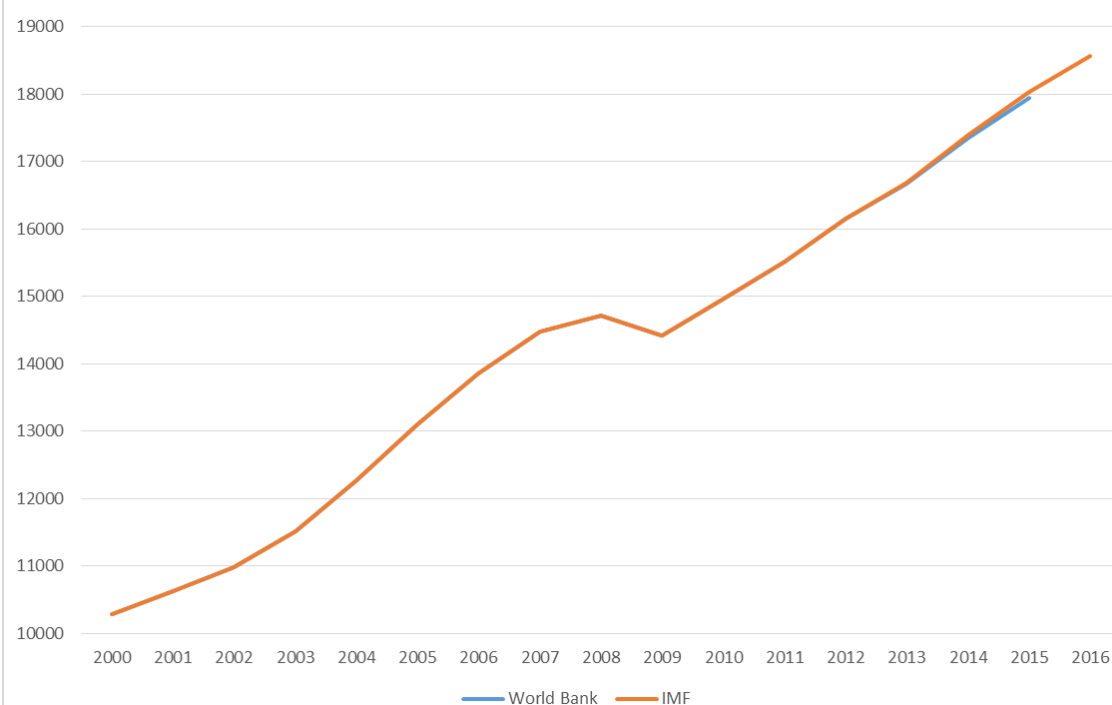


Some tips on using the databanks

Tip 1: choose your data from the same databank or family of databanks

- comparability issues between data from different databanks, even for series with well-established standards
- theoretically identical series can have slightly different values in different databanks

US GDP (US\$ billions as reported by the World Bank and IMF)




Time	World Bank	IMF
2000	10284.8	10284.8
2001	10621.8	10621.8
2002	10977.5	10977.5
2003	11510.7	11510.7
2004	12274.9	12274.9
2005	13093.7	13093.7
2006	13855.9	13855.9
2007	14477.6	14477.6
2008	14718.6	14718.6
2009	14418.7	14418.7
2010	14964.4	14964.4
2011	15517.9	15517.9
2012	16155.3	16155.3
2013	16663.2	16691.5
2014	17348.1	17393.1
2015	17947.0	18036.7
2016		18567

Tip 2: some of the databanks have better cross country comparability than others.

- OECD databanks are specifically designed for country comparisons
- IMF International Financial Statistics is not.

Tip 3: Examine more info and footnotes

 World Development Indicators (December 2014) ⁱ

Customise Export Draw chart My queries

Subject	Gross intake ratio in first grade of primary education, female (% of relevant age group)								
Time	2003	2004	2005	2006	2007	2008	2009	2010	2011
Albania ⁱ	93.8336
Algeria ⁱ	94.86725	96.3032	94.91865	93.78017	97.56141	102.66329	103.49781	112.37794	110.10127
Arab World ⁱ	91.5697097778	92.9570617676	94.8448028564	95.7619400024	97.5129928589	98.6844711304	98.4914474487	99.3586273193	99.8152923584
Argentina ⁱ	110.65418	109.56736	109.12876	111.2247	111.04491	111.9544	114.636	114.58618	115.12126
Armenia ⁱ	94.74919	95.57744	103.16127	107.40804	..	97.70087	99.55503
Aruba ⁱ	100.26954	97.83784	104.25824	107.173	104.29185	104.92754	105.27859	100.59084	..

What we provide

- Data free at point of use
- Single portal and search across a wide range of international databanks from several intergovernmental organisations
- Consistent and comprehensive documentation
- Training, user support, knowledgeable helpdesk
- Web: ukdataservice.ac.uk



Data Skills modules

- Survey
- Longitudinal
- Aggregate
- ukdataservice.ac.uk/use-data/data-skills-modules



Demo

- <https://stats.ukdataservice.ac.uk/>



Questions

ukdataservice.ac.uk/help/

Follow us at:

- UKDATASERVICE@JISCMAIL.AC.UK
- twitter.com/UKDSIntdata
- twitter.com/UKDataService
- www.facebook.com/UKDataService

