
Finding and accessing data via the UK Data Service

Simon Parker
UK Data Service

Webinar
19th October 2017

UK Data Service



Welcome

An introduction...



Simon Parker
UK Data Service
University of Essex



What we will cover in this session

Introduction to our Data

Finding data

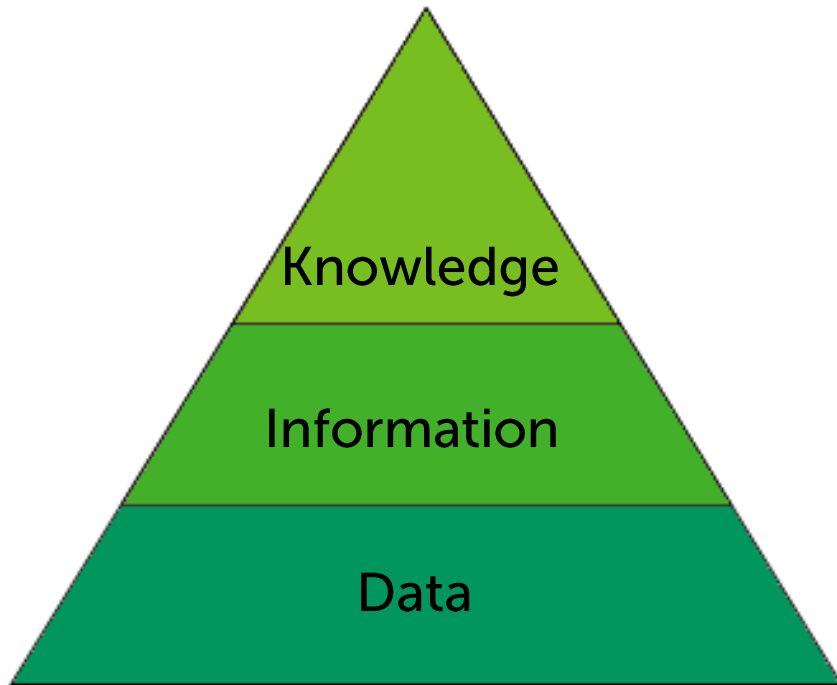
- Key data
- Discover
- Useful resources

How to Access Data

Questions (c. 20 mins)



What we mean by 'data'



Information gathered together giving meaning

Data gathered and structured to make sense

Raw materials

Quantitative looks like...

	AgeB2	sgrade	Soc	Soc2	gor	sex	Eth	Reg	gen	tenure	Empstat	qual	marstat	access	Income	Broadsheet
1	35-44	E	C2DE	DE	North We	Male	White	North	Generati	Rented f	Not work	GCSE/O-L	Married/	Has inte	11500 -	no BROAD
2	35-44	C1	ABC1	C1C2	North We	Male	White	North	Generati	Rented f	Not work	A-Level	Married/	Has inte	25000 PL	no BROAD
3	35-44	C2	C2DE	C1C2	East Mid	Female	White	Midlands	Generati	Owner (b	Working	Vocation	Married/	Has inte	25000 PL	no BROAD
4	65+	D	C2DE	DE	East Mid	Female	White	Midlands	Baby boo	Owned ou	Not work	Vocation	Married/	Has inte	17500 -	no BROAD
5	65+	D	C2DE	DE	East Mid	Male	White	Midlands	Pre war	Owned ou	Not work	Vocation	Divorced	No inter	-1	no BROAD
6	35-44	C2	C2DE	C1C2	East Mid	Male	White	Midlands	Generati	Rented f	Working	GCSE/O-L	Married/	Has inte	-1	no BROAD
7	55-64	C1	ABC1	C1C2	North We	Male	White	North	Baby boo	Owned ou	Working	A-Level	Married/	Has inte	25000 PL	no BROAD
8	45-54	C1	ABC1	C1C2	North We	Female	White	North	Generati	Owner (b	Working	GCSE/O-L	Divorced	No inter	17500 -	no BROAD
9	16-24	D	C2DE	DE	North We	Female	White	North	Generati	Owned ou	Working	A-Level	Single	Has inte	-1	no BROAD
10	55-64	C1	ABC1	C1C2	North We	Female	White	North	Baby boo	Owned ou	Working	Vocation	Divorced	Has inte	25000 PL	no BROAD
11	65+	B	ABC1	AB	West Mid	Female	White	Midlands	Pre war	Owned ou	Not work	No forma	Divorced	No inter	-1	no BROAD
12	55-64	C2	C2DE	C1C2	West Mid	Female	White	Midlands	Baby boo	Owned ou	Not work	Vocation	Married/	Has inte	6500 - 1	no BROAD
13	35-44	C1	ABC1	C1C2	West Mid	Male	White	Midlands	Generati	Owner (b	Working	A-Level	Married/	Has inte	25000 PL	no BROAD
14	65+	C2	C2DE	C1C2	West Mid	Female	White	Midlands	Pre war	Owned ou	Not work	No forma	Divorced	No inter	11500 -	no BROAD
15	55-64	C1	ABC1	C1C2	North We	Female	White	North	Baby boo	Owned ou	Not work	A-Level	Married/	Has inte	-1	no BROAD
16	65+	C1	ABC1	C1C2	Scotland	Male	White	Scotland	Baby boo	Owned ou	Not work	Other	Divorced	Has inte	6500 - 1	no BROAD
17	45-54	C1	ABC1	C1C2	Scotland	Female	White	Scotland	Generati	Owner (b	Working	A-Level	Married/	Has inte	25000 PL	BROADSHE
18	16-24	C1	ABC1	C1C2	Scotland	Female	White	Scotland	Generati	Owner (b	Working	A-Level	Single	Has inte	-1	no BROAD
19	65+	D	C2DE	DE	Scotland	Female	White	Scotland	Baby boo	Owned ou	Not work	No forma	Married/	Has inte	17500 -	no BROAD



Qualitative data looks like...

Information about interviewee

Date of birth : 1902
Gender : M
Marital status : Married
Occupation : Railway worker
Geographic region : Stoke-on-Trent, Staffs

I : Can I have your full name please?

FW : Frank Woolley.

I : And your present address?

FW : 34 Speedwell Street, Longton.

I : And are you married?

FW : Yes.

I : And the year of you marriage?

FW : 1930.

I : The year you were born?

FW : 1902.

I : And where were you born?

FW : Ashfield Road, Longton.

I : Can you remember how many years you lived in Edgefield Road in the house where you were born?

FW : No, I'm afraid not.

I : Can you remember if you stayed in that house until 1918 or were there any moves in between?

FW : Oh there's moves in between.

I : Can you remember where you moved to from Edgefield Road?

FW : The first address I can remember living in is number 8 Heathcote Street, as I can remember living in. So I must have been a baby when I left Edgefield Road.

I : So you can't have lived there very long at all?

FW : No. And then the next address is Melvin Street.

I : Can you remember how long you were there?

FW : Oh I should be there 'til I'm about nine I should imagine, eight or nine.

I : And then where did you move to?

FW : 57 Speedwell Street. And that's - that's where I stayed 'til I was married.

I : Do you remember why the family made all these moves?

FW : Oh well in them days they used to do, families could go anywhere. There was always houses empty you know.

I : Do you know why this was?

FW : Well - I couldn't say really. 'Cos I can remember in this row here, three or four houses empty at a time.

I : Couldn't people afford them?

FW : Well they could afford a them but they could move anywhere - but the reason why did move into Speedwell Street is when the family was getting bigger, had a three roomed house see.

I : So as the family increased you need a larger house?

FW : Yes.

I : Can you remember how many brother and sisters you had?

FW : I had three brothers, seven sisters.

I : So there was eleven children altogether?

FW : Yes.



Types of data available from us

By type

- Detailed data about persons
 - UK surveys
 - Census microdata
 - Cohort and longitudinal studies
 - Cross-national surveys
 - Business surveys
- Data about places
 - Small areas – census data
 - Countries – international time series
- Qualitative and mixed method

By purpose

- Research
- Teaching
- Samplers

By detail

- Variables and questions

Key Data

Good place to start when you begin exploring data

Data is grouped by type

The screenshot shows the UK Data Service website homepage. At the top, there is a navigation bar with links for 'About us', 'Get data', 'Use data', 'Manage data', 'Deposit data', and 'News and events'. A search bar is located in the top right corner. Below the navigation bar is a large dark blue banner with the text 'Explore the UK's largest collection of social, economic and population data resources' and a search input field. The main content area is divided into two columns. The left column is titled 'About the UK Data Service' and features a large image of red double-decker buses. The right column is titled 'Guides and resources' and lists categories like 'Dataset guides', 'Topic guides', 'Methods and software guides', and 'Guides to exploring online'. A 'Video tutorials' section is also present. At the bottom, there is a dark blue banner with the text 'See data from all over the world' and a 'Browse our data map' button. Below this, there are sections for 'Data types' (Census data, International macrodata, Longitudinal studies), 'Latest data' (OECD Main Economic Indicators Databank, IMF Direction of Trade Statistics), and 'Our impact' (Data Impact 2016).

UK Data Service

About us Get data Use data Manage data Deposit data News and events

Site search Accessibility FAQ Help Contact New users Sitemap

in f t y it! Register / Login

Explore the UK's largest collection of social, economic and population data resources

Search data

About the UK Data Service

Guides and resources

Dataset guides

Topic guides

Methods and software guides

Guides to exploring online

See more

Video tutorials

See our growing range of training videos

See data from all over the world

Browse our data map

Data types

Census data

International macrodata

Longitudinal studies

Latest data

OECD Main Economic Indicators Databank, 1960-2016

IMF Direction of Trade Statistics, 1980-2016

Our impact

#DataImpact2016

UK Data Service



Data series record

Many data are part of a series

Data Access – Datasets are listed here

FAQs – Answers to common question users have about the series

Search – search for specific terms used within the series

• Discover
Variable and question bank
QualiBank

UK Data Service series record for:
British Social Attitudes Survey

[Abstract](#) | [Access](#) | [Get started](#) | [FAQ](#) | [Related](#) | [Links](#) | [Search](#)

SERIES ABSTRACT ^

The British Social Attitudes (BSA) survey series, which began in 1983, is designed to produce annual measures of attitudinal movements to complement information gathered from a) large-scale government surveys that deal largely with facts and behaviour patterns, and b) party political attitudes data produced by the polls. One of the main purposes of the BSA is to monitor patterns of continuity and change, and examine the relative rates at which social attitudes change over time.

DATA ACCESS ^

+ [GN 33168 | BRITISH SOCIAL ATTITUDES SURVEY 1983-](#)

GETTING STARTED ^

How can I find out about the datasets – variables, population, sample size etc.?
[Read more...](#)

What format are the data in and where can I download them from?
[Read more...](#)

How do I get started with analysing survey data?
[Read more...](#)

FAQ ^

What is the BSA?
[Read more...](#)

Which years of the BSA are available?
[Read more...](#)

Does this survey contain information available at the individual, household or other level?
[Read more...](#)

How do I find out which questions/variables are included?
[Read more...](#)

Are the same questions asked in every year?
[Read more...](#)

Is there a panel element to this survey?



Data series record

- Data Access – Lists the available datasets
- FAQs - Answers to common questions about the series
- Related resources – studies and cases which have some similarity to the series



Catalogue record

Catalogue record – Information about the specific dataset

Click on the Download/order button to obtain the data

Abstract – Guidance to help users understand the data

Documentation – codebooks, questionnaires and user guides

UK Data Service Discover

About us Get data Use data Manage data Deposit data News and events

Discover > Catalogue

Catalogue

SHARE

UK Data Service data catalogue record for:

British Social Attitudes Survey, 2015

[Documentation](#) | [Related Studies](#) | [Publications](#) | [Syntax](#) | [Access online](#) | [Download/Order](#) | [DDI XML](#)

TITLE DETAILS

SN: 8116
Title: British Social Attitudes Survey, 2015
Alternative title: BSA
Persistent identifier: [10.5255/UKDA-SN-8116-1](https://doi.org/10.5255/UKDA-SN-8116-1)
Series: [British Social Attitudes Survey](#) [British Social Attitudes Survey, 1983-]
Depositor: NatCen Social Research
Principal investigator(s): NatCen Social Research
Data collector(s): NatCen Social Research
Sponsor(s): Department for Work and Pensions
The King's Fund
Department for Transport
Economic and Social Research Council
Public Health England
Aarhus University

CITATION

The citation for this study is:

NatCen Social Research, (2016). *British Social Attitudes Survey, 2015*. [data collection]. UK Data Service. SN: 8116. <http://doi.org/10.5255/UKDA-SN-8116-1>

Select the text above to add data citation in your outputs.

Select citation format: XML citation formats: [CSL](#) [EndNote](#)



Catalogue record

- Abstract – Provides information about the focus of the survey and other details which will aid researchers
- Coverage, Universe, Methodology – Spatial units, observation units, cases, methodology
- Documentation – Study information, questionnaires, codebooks, user guides



Discover

Discover is our search tool which allows users to find and browse data, guides, case studies, and publications

Simply enter your search term and choose to search either our data or website

Discover is present on a majority of our website pages

[Discover](#)

The screenshot shows the top navigation bar of the UK Data Service website. It includes the logo, navigation links (About us, Get data, Use data, Manage data, Deposit data, News and events), social media icons (LinkedIn, Facebook, Twitter, YouTube, iTunes), and a user account link (Register / Login). Below the navigation is a dark blue banner with the text "Explore the UK's largest collection of social, economic and population data resources" and a search bar with a magnifying glass icon. A red arrow points to the search bar. Below the banner are two columns of content: "About the UK Data Service" with a photo of red double-decker buses, and "Guides and resources" with a list of links (Dataset guides, Topic guides, Methods and software guides, Guides to exploring online) and a "Video tutorials" section with a photo of a woman looking at a laptop.




Initial search results

Here I performed a search using the term 'crime'

Discover found 891 results in our data collection

There are also 19 case studies, 266 ESRC outputs, 5 guides and 14 data series

UK Data Service Discover



- Discover
- Variable and question bank
- QualiBank
- Type
 - Data collections (891)
 - Case studies (19)
 - Series (14)
 - ESRC outputs (266)
 - Support / how to guides (5)

Refine

- Subject +
- Date +
- Data type +
- Key data +
- Country +
- Data format +
- Spatial unit +
- Analysis unit +
- Access +
- Access tools +
- Depositor +
- Teaching data +

About us Get data Use data Manage data Deposit data News and events

Discover

Discover

Search and browse our data collections, support guides, case studies, and related publications.

Q crime GO

Reset filters | Clear search | Auto-complete | Advanced search | Help

Case study Data collection Series record ESRC output Support guide Guide to icons

Results per page: 10 Sorted by: Relevance

Displaying 1-10 of 891 results

1 2 3 4 5 >>>

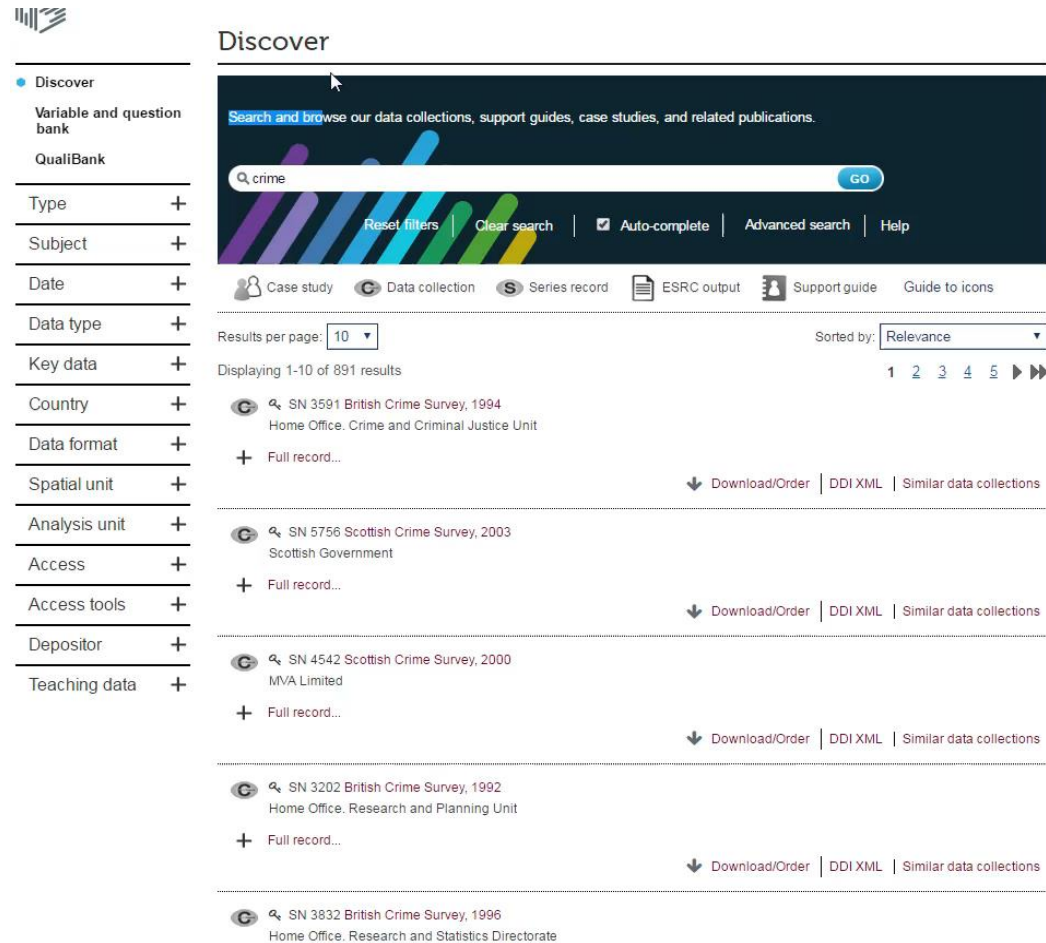
- SN 3591 British Crime Survey, 1994
Home Office. Crime and Criminal Justice Unit
+ Full record... Download/Order | DDI XML | Similar data collections
- SN 5796 Scottish Crime Survey, 2003
Scottish Government
+ Full record... Download/Order | DDI XML | Similar data collections
- SN 4542 Scottish Crime Survey, 2000
MVA Limited
+ Full record... Download/Order | DDI XML | Similar data collections
- SN 3202 British Crime Survey, 1992
Home Office. Research and Planning Unit
+ Full record... Download/Order | DDI XML | Similar data collections
- SN 3832 British Crime Survey, 1996
Home Office. Research and Statistics Directorate



Limiting your search results

The filters on the left-hand side can be used to find a suitable study

Filters include data type, country, spatial unit, date, and access conditions



The screenshot shows the 'Discover' page of the UK Data Service. On the left, there is a sidebar with various filters, each with a plus sign to expand it. The main area features a search bar with 'crime' entered and a 'GO' button. Below the search bar are options to 'Reset filters', 'Clear search', and a checked 'Auto-complete' box. There are also links for 'Advanced search' and 'Help'. A navigation bar includes icons for Case study, Data collection, Series record, ESRC output, Support guide, and Guide to icons. The search results are displayed in a list, showing the first five items. Each item includes a search icon, a title, the source, and a 'Full record...' link. At the bottom of each result, there are links for 'Download/Order', 'DDI XML', and 'Similar data collections'. The page also shows 'Results per page: 10' and 'Sorted by: Relevance'.

Discover

- Discover
- Variable and question bank
- QualiBank
- Type +
- Subject +
- Date +
- Data type +
- Key data +
- Country +
- Data format +
- Spatial unit +
- Analysis unit +
- Access +
- Access tools +
- Depositor +
- Teaching data +

Search and browse our data collections, support guides, case studies, and related publications.

Q crime GO

Reset filters | Clear search | Auto-complete | Advanced search | Help

Case study | Data collection | Series record | ESRC output | Support guide | Guide to icons

Results per page: 10 | Sorted by: Relevance

Displaying 1-10 of 891 results

1 2 3 4 5 >>>

- SN 3591 British Crime Survey, 1994
Home Office, Crime and Criminal Justice Unit
+ Full record...
Download/Order | DDI XML | Similar data collections
- SN 5756 Scottish Crime Survey, 2003
Scottish Government
+ Full record...
Download/Order | DDI XML | Similar data collections
- SN 4542 Scottish Crime Survey, 2000
MVA Limited
+ Full record...
Download/Order | DDI XML | Similar data collections
- SN 3202 British Crime Survey, 1992
Home Office, Research and Planning Unit
+ Full record...
Download/Order | DDI XML | Similar data collections
- SN 3832 British Crime Survey, 1996
Home Office, Research and Statistics Directorate



Ordering your search results

Results can be ordered by date, title, or number of downloads

UK Data Service Discover

You are not logged in | [Login to Discover](#) | [Site Search](#) [FAQ](#) [Help](#) [Contact](#)

[About us](#) [Get data](#) [Use data](#) [Manage data](#) [Deposit data](#) [News and events](#)

Discover

Discover

Search and browse our data collections, support guides, case studies, and related publications.

crime

[Reset filters](#) | [Clear search](#) | Auto-complete | [Advanced search](#) | [Help](#)

[Case study](#) [Data collection](#) [Series record](#) [ESRC output](#) [Support guide](#) [Guide to icons](#)

Results per page: 10 Sorted by: Relevance

Displaying 1-10 of 81 results

[SN 7875 Long-Term Trajectories of Crime in the United Kingdom, 1982-2013](#)
Farrall, S., University of Sheffield. Centre for Criminological Research
[Full record...](#)

[Download/Order](#) | [DDI XML](#) | [Similar data collections](#)

[SN 7730 European Union Agency for Fundamental Rights: Violence Against Women Survey, 2012: Special Licence Access](#)
European Union Agency for Fundamental Rights (FRA)
[Full record...](#)

Discover

- Discover
- Variable and question bank
- QualiBank
- Type +
- Subject +
- Date +
- Data type +
- Key data +
- Country +
- Data format +
- Spatial unit +
- Analysis unit +
- Access +
- Access tools +



Being more specific – advanced search

Advanced search can be accessed in Discover

Multiple search terms can be used

Search by spatial unit, subject, data type, and others

The screenshot displays the UK Data Service Discover website. At the top, there is a navigation bar with links for 'About us', 'Get data', 'Use data', 'Manage data', 'Deposit data', and 'News and events'. Below this is a search bar with the text 'Search our data catalogue and related resources' and a 'GO' button. To the left of the search bar is a sidebar with a 'Refine' section containing filters for 'Type', 'Subject', 'Date', and 'Data type'. The 'Type' filter is expanded, showing options like 'Data collections (7016)', 'Case studies (194)', 'Series (68)', 'ESRC outputs (13377)', and 'Support / how to guides (168)'. The main content area shows search results for 'SN 5540 OECD National Accounts, 1955-2016' and 'SN 4744 OECD Main Economic Indicators Databank, 1960-2016', both from the Organisation for Economic Co-operation and Development. Each result includes a '+ Full record...' link and 'Access online | DDI XML | Similar data collections' options. The page also indicates 'Results per page: 10' and 'Sorted by: Date (latest first)'.



Variable and question bank

Variable and question bank can be accessed from Discover

Search for terms of interest

The screenshot shows the UK Data Service Discover website. The top navigation bar includes links for 'About us', 'Get data', 'Use data', 'Manage data', 'Deposit data', and 'News and events'. The main heading is 'Variable and question bank'. A search bar contains the text 'sausages' and a 'GO' button. Below the search bar, there are filters for 'Reset filters', 'Clear search', 'Search only question text/responses', 'Auto-complete', and 'Help'. The results section shows 'Results per page: 10' and 'Sorted by: Relevance'. Two results are displayed:

- Sausages : Percentage of Sausages**
National Diet and Nutrition Survey Years 1-4, 2008/09-2011/12
View responses...
- SAUSAGES : Sausages (g)**
National Diet and Nutrition Survey Years 1-4, 2008/09-2011/12
View responses...

On the left side of the page, there is a sidebar menu with the following items:

- Discover
- Variable and question bank**
- QualiBank
- Series +
- Survey +
- Country +
- Date +
- Data collector +
- Question: Harmonised set +
- Question: Intent +

Red circles highlight the 'Variable and question bank' menu item, the search bar, and the first search result.



Qualibank

Qualibank can also be accessed from Discover

Allows users to search the qualitative resources archived at the UK Data Service

Filters can be used to find relevant studies

Welcome Simon. You are logged into QualiBank | Site Search FAQ Help Contact

About us Get data Use data Manage data Deposit data News and events

Discover > QualiBank

QualiBank

Search and browse a selection of qualitative surveys, interview and open-ended questions.

Search: poverty GO

Reset filters Clear search Auto-complete Copyright Collections Help

Extract Image File Audio

Results per page: 10

Displaying 1-10 of 249 results

1 2 3 4 5 >>>

Essay by 15639116
SN5050 ELSA, 1998-2013
Sex: Female. Age group: 55-64. Socio-economic status: Intermediate. Region: North East.
... Aids in Africa **Poverty** in Africa Waste food, energy, drinking in U.K. ...
[Access this collection from Discover](#)

Biography of Peter Townsend
SN6226 Pioneers, 1996-2012
Sex: Male. Age group: 65-74. Socio-economic status: Higher managerial/admin/professional.
... Legacy Peter Townsend, sociologist and social policy researcher, was an internationally leading authority on the measurement of **poverty** and disability, always believing in mixed methods, and a prolific life-long author. His first research was an in-depth London study of The Family Life...
[Access this collection from Discover](#)

Biography of Dennis Marsden
SN6226 Pioneers, 1996-2012
Sex: Male. Age group: 65-74. Socio-economic status: Higher managerial/admin/professional.
... Department at the University of Essex, part of a team put together by Peter Townsend for his celebrated survey of **Poverty** in the United Kingdom. Marsden was to remain at Essex, as Lecturer and eventually Professor, until his retirement in 1999. In this time he came to be recognised as one of the pioneers of...
[Access this collection from Discover](#)



Theme Pages

Theme pages group data and resources by topic

Resources are grouped into 12 thematic areas

Theme page lists key data, tips on how to search in Discover, research using our data, and other resources

The screenshot shows the UK Data Service website. At the top, there is a navigation bar with links for 'About us', 'Get data', 'Use data', 'Manage data', 'Deposit data', and 'News and events'. Below this is a search bar with the text 'Search data' and a magnifying glass icon. The main content area is divided into two columns. The left column is titled 'About the UK Data Service' and features a video player showing red double-decker buses. The right column is titled 'Guides and resources' and lists 'Dataset guides', 'Topic guides', 'Methods and software guides', and 'Guides to exploring online'. Below this is a 'Video tutorials' section with a purple button that says 'See our growing range of training videos'. At the bottom, there is a dark blue banner with the text 'See data from all over the world' and a purple button that says 'Browse our data map'. Below the banner, there are three sections: 'Data types' with links for 'Census data', 'International macrodata', and 'Longitudinal studies'; 'Our impact' with a video player showing a group of people and the hashtag '#DataImpactFellows'; and 'Latest data' with links for 'OECD Main Economic Indicators Databank, 1960-2017' and 'IMF International Financial Statistics, 1948-2017'.

UK Data Service



HASSET

HASSET is a thesaurus

Search for key terms

Find related terms that may also capture what you are looking for

Search in Discover for these terms

[HASSET](#)

The screenshot shows the 'View concept' page for 'POVERTY' in the HASSET thesaurus. The page is divided into several sections:

- Navigation:** Home, New search, Login.
- Current version / Visual graph:** Two tabs at the top.
- Jump to another Preferred term:** A search box with the text 'Enter preferred term...'. Below it is a list of terms under the heading 'ECONOMICS', including: AGRICULTURAL ECONOMICS, AID, ASSETS, BUSINESS ECONOMICS, CAPITAL FLOW, COSTS, CREDIT RATING AGENCIES, CULTURAL ECONOMICS, ECONOMIC AID, ECONOMIC CONDITIONS, COST OF LIVING, DEFLATION, ECONOMIC FLUCTUATIONS, ECONOMIC GROWTH, ECONOMIC GROWTH RATE, ECONOMIC POWER, INFLATION, **POVERTY** (highlighted in green), STANDARD OF LIVING, WEALTH, ECONOMIC INDICATORS, ECONOMIC ISSUES, ECONOMIC PLANNING, ECONOMIC POLICY, ECONOMIC RESOURCES, ECONOMIC SYSTEMS, ECONOMIC THEORY, ECONOMIC VALUE, ECONOMICS OF EDUCATION, EXPENDITURE, FINANCE, HOUSING ECONOMICS, INCOME, INCOME DISTRIBUTION, INDUSTRIAL ECONOMICS, INFORMAL ECONOMY, INTERNATIONAL ECONOMICS, LABOUR ECONOMICS, LABOUR MARKET.
- Preferred term (core):** **POVERTY** (highlighted in green).
- Use for:** POVERTY LEVEL.
- Broader terms:** ECONOMIC CONDITIONS, SOCIAL DISADVANTAGE, SOCIAL INDICATORS.
- Related terms:** FINANCIAL DIFFICULTIES, HOMELESSNESS, HUNGER, LIVING CONDITIONS, PAWNSHOPS, POOR PERSONS, STANDARD OF LIVING, WEALTH, WEALTHY PERSONS.
- SKOS Concept:** Search in UK Data Service Discover (circled in red).
- Notation code:** E03.08.06.



Top tips

- Key Data
- Theme pages
- Discover
- Variable and question bank
- HASSET
- What have published researchers used?






Who should be able to access data?

- Anyone should be able to access any data it's our right!
- It depends – what confidentiality promises were made to the original research participants?
- It depends – are the data personal?
- Only professional researchers – we can be trusted
- No one, there's too much risk of identifying someone!








Access policy

Type		Our terminology	Who can access it?
	Open	Open data	No restriction. But please cite the data.
	Safeguarded	End User Licence	Registered users of the service. Special Licence access has to be approved.
		Special Licence	
	Controlled	Secure Access	Access is limited to approved researchers who can demonstrate their trustworthiness around personal data and have passed SURE training.
	ReShare	ReShare	Where depositors have self-deposited data, conditions are described in the record and may be non-standard. A small number of studies may not have accessible outputs.

[How to Access](#)



Common access routes

Icon	Tool	Type of data used for	What it is
 Download/Order	Download (or order some special data)	Most studies. Data usually in SPSS, Stata, Tab	Download in zipped format
 Access online	Nesstar	Data about persons.	Explore the data online, do simple analyses & subset
	.stat	International time series	Pull out extracts and download
	InFuse	Census count data	Locate census counts for areas by topic and download
	WICID	Census flows	Locate travel to work, second residence or migration counts

Summary

- Key data is a good starting point
- Our search tool is called Discover, you can;
 - Filter your results
 - Order your results
 - Do an advanced search
 - Search for variables (some studies only)
 - Do a specialist search for qualitative data (some studies only)
- Data by theme can find resources related to an area
- Some studies are available to use online
- Other studies are available for download
- Access policy reflects the confidentiality of the data



Ask us...

- To get assistance go to the help section on our home page
- Click on 'get in touch' to see the various ways of contacting it

The screenshot shows the UK Data Service website. At the top right, the navigation menu includes 'Site search', 'Accessibility', 'FAQ', 'Help', 'Contact', 'New users', and 'Sitemap'. The 'Help' link is circled in red. Below this is a secondary navigation bar with 'About us', 'Get data', 'Use data', 'Manage data', 'Deposit data', and 'News and events'. The 'Deposit data' link is also circled in red. A 'Register / Login' button is visible on the right. The main content area is titled 'Help' and features the text 'How can we help?' and a bar chart with vertical bars of varying heights. Below the chart, there is a 'SHARE' button with a left-pointing arrow. The text below the chart reads: 'If you are new to our service, you may find the [New user](#) page or our [FAQs](#) helpful. We have also developed a [Student forum \(via Facebook\)](#) for students who would like peer-to-peer support and information on using data in their research and learning. If you do need to contact us, please [get in touch](#).' The 'get in touch' link is circled in red.



Questions

ukdataservice.ac.uk/help/

Follow us at:

ukdataservice@jiscmail.ac.uk

twitter.com/ukdataservice

facebook.com/ukdataservice

