

Finding and accessing data in the UK Data Service

Maddison A. Jones
Data Access Assistant

15th April 2021

What we will cover in this session

Introducing our data

- Finding data
 - Key Data
 - Data by Theme
 - Data Catalogue
 - Useful resources: HASSET, Data Map
- Understanding the Data Set & Series records
- How to Access Data
 - Access conditions
 - Downloading data
 - Online data access

What is the UK Data Service?

- A comprehensive resource funded by the ESRC
- Single point of access to a wide range of secondary social science data
- Support, Training and Guidance

Sources of Data

- National statistical authorities
- UK government departments
- Intergovernmental organisations
- Research institutes
- Individual researchers

Who is it for?

- students
- Government analysts
- Charities and foundations
- Business consultants
- Independent research centres
- Think tanks

Types of data available from us

Survey Microdata

- Major UK surveys
- Cross-national
- Longitudinal

Census

- Aggregate data for 1971-2011
- Microdata for 1981-2011

International Macrodata

- Multi-nation aggregate databanks & Survey data

Qualitative/Mixed methods

- Range of multimedia qualitative data sources
- Mix of qualitative and quantitative data

Data Categorization

• By type

- Detailed data about persons
 - UK surveys
 - Census microdata
 - Cohort and longitudinal studies
 - Cross-national surveys
 - Business surveys
- Data about places
 - Small areas – census data
 - Countries – international time series
- Qualitative and mixed method

By purpose

- Research
- Teaching

By detail

- Variables and questions

Quantitative Data Example

	AgeB2	sgrade	Soc	Soc2	gor	sex	Eth	Reg	gen	tenure	Empstat	qual	marstat	access	Income	Broadsheet
1	35-44	E	C2DE	DE	North We	Male	White	North	Generati	Rented f	Not work	GCSE/O-L	Married/	Has inte	11500 -	no BROAD
2	35-44	C1	ABC1	C1C2	North We	Male	White	North	Generati	Rented f	Not work	A-Level	Married/	Has inte	25000 PL	no BROAD
3	35-44	C2	C2DE	C1C2	East Mid	Female	White	Midlands	Generati	Owner (b	Working	Vocation	Married/	Has inte	25000 PL	no BROAD
4	65+	D	C2DE	DE	East Mid	Female	White	Midlands	Baby boo	Owned ou	Not work	Vocation	Married/	Has inte	17500 -	no BROAD
5	65+	D	C2DE	DE	East Mid	Male	White	Midlands	Pre war	Owned ou	Not work	Vocation	Divorced	No inter	-1	no BROAD
6	35-44	C2	C2DE	C1C2	East Mid	Male	White	Midlands	Generati	Rented f	Working	GCSE/O-L	Married/	Has inte	-1	no BROAD
7	55-64	C1	ABC1	C1C2	North We	Male	White	North	Baby boo	Owned ou	Working	A-Level	Married/	Has inte	25000 PL	no BROAD
8	45-54	C1	ABC1	C1C2	North We	Female	White	North	Generati	Owner (b	Working	GCSE/O-L	Divorced	No inter	17500 -	no BROAD
9	16-24	D	C2DE	DE	North We	Female	White	North	Generati	Owned ou	Working	A-Level	Single	Has inte	-1	no BROAD
10	55-64	C1	ABC1	C1C2	North We	Female	White	North	Baby boo	Owned ou	Working	Vocation	Divorced	Has inte	25000 PL	no BROAD
11	65+	B	ABC1	AB	West Mid	Female	White	Midlands	Pre war	Owned ou	Not work	No forma	Divorced	No inter	-1	no BROAD
12	55-64	C2	C2DE	C1C2	West Mid	Female	White	Midlands	Baby boo	Owned ou	Not work	Vocation	Married/	Has inte	6500 - 1	no BROAD
13	35-44	C1	ABC1	C1C2	West Mid	Male	White	Midlands	Generati	Owner (b	Working	A-Level	Married/	Has inte	25000 PL	no BROAD
14	65+	C2	C2DE	C1C2	West Mid	Female	White	Midlands	Pre war	Owned ou	Not work	No forma	Divorced	No inter	11500 -	no BROAD
15	55-64	C1	ABC1	C1C2	North We	Female	White	North	Baby boo	Owned ou	Not work	A-Level	Married/	Has inte	-1	no BROAD
16	65+	C1	ABC1	C1C2	Scotland	Male	White	Scotland	Baby boo	Owned ou	Not work	Other	Divorced	Has inte	6500 - 1	no BROAD
17	45-54	C1	ABC1	C1C2	Scotland	Female	White	Scotland	Generati	Owner (b	Working	A-Level	Married/	Has inte	25000 PL	BROADSHE
18	16-24	C1	ABC1	C1C2	Scotland	Female	White	Scotland	Generati	Owner (b	Working	A-Level	Single	Has inte	-1	no BROAD
19	65+	D	C2DE	DE	Scotland	Female	White	Scotland	Baby boo	Owned ou	Not work	No forma	Married/	Has inte	17500 -	no BROAD

SN 8059: Public Attitudes to Animal Research Survey, 2016.

Qualitative Data Example

Information about interviewee

Date of birth : 1902
Gender : M
Marital status : Married
Occupation : Railway worker
Geographic region : Stoke-on-Trent, Staffs

I : Can I have your full name please?

FW : Frank Woolley.

I : And your present address?

FW : 34 Speedwell Street, Longton.

I : And are you married?

FW : Yes.

I : And the year of you marriage?

FW : 1930.

I : The year you were born?

FW : 1902.

I : And where were you born?

FW : Ashfield Road, Longton.

I : Can you remember how many years you lived in Edgefield Road in the house where you were born?

FW : No, I'm afraid not.

I : Can you remember if you stayed in that house until 1918 or were there any moves in between?

FW : Oh there's moves in between.

I : Can you remember where you moved to from Edgefield Road?

FW : The first address I can remember living in is number 8 Heathcote Street, as I can remember living in. So I must have been a baby when I left Edgefield Road.

I : So you can't have lived there very long at all?

FW : No. And then the next address is Melvin Street.

I : Can you remember how long you were there?

FW : Oh I should be there 'til I'm about nine I should imagine, eight or nine.

I : And then where did you move to?

FW : 57 Speedwell Street. And that's - that's where I stayed 'til I was married.

I : Do you remember why the family made all these moves?

FW : Oh well in them days they used to do, families could go anywhere. There was always houses empty you know.

I : Do you know why this was?

FW : Well - I couldn't say really. 'Cos I can remember in this row here, three or four houses empty at a time.

I : Couldn't people afford them?

FW : Well they could afford a them but they could move anywhere - but the reason why did move into Speedwell Street is when the family was getting bigger, had a three roomed house see.

I : So as the family increased you need a larger house?

FW : Yes.

I : Can you remember how many brother and sisters you had?

FW : I had three brothers, seven sisters.

I : So there was eleven children altogether?

FW : Yes.

SN2000: Family Life and Work Experience Before 1918, 1870-1973.

Finding Data

Finding Data: Key Data

British Social Attitudes

This National Centre for Social Research (NatCen) survey tracks people's changing social, political and moral attitudes and informs the development of public policy. It has been conducted since 1983, with over 3,000 respondents annually and questions repeated periodically.

Citizenship Survey

The Citizenship Survey was conducted seven times between 2001 and 2011. It was designed to capture information on community cohesion, civic engagement, race and faith, and volunteering.

Community Life Survey

The Community Life Survey was first commissioned by the Cabinet Office in 2012-2013. It is an annual household survey conducted with adults resident in England, covering a range of topics including measures that are key to understanding society and local communities, such as volunteering, charitable giving, civic engagement and social action.

Continuous Household Survey

The Continuous Household Survey (CHS) is one of the largest continuous surveys carried out in Northern Ireland. It has been conducted by the Northern Ireland Statistics and Research Agency (NISRA) since 1983 and covers a wide range of social and economic issues.

Crime Survey for England and Wales

The Crime Survey for England and Wales (formerly British Crime Survey) asks over 50,000 people living in households in England and Wales about their experiences of crime in the last 12 months.

Site search Access

About us Get data Use data Manage data Deposit data

Home > Get data > Key data

Key data

Browse our most popular datasets, by data type.

UK surveys	Cross-national surveys	Longitudinal studies	International macrodata
Census data	Business microdata	Qualitative / mixed methods	Administrative data

SHARE

These UK surveys can be used to produce national estimates.

They can all be used to describe a population at one point of time and most can be used to compare populations at more than one time point. Many are large surveys that are used to inform policy.

- [Data Catalogue](#) of UK surveys
- [Case studies](#) relating to UK surveys

Annual Population Survey

The Annual Population Survey (APS) combines data from the Labour Force Survey (LFS) and national boosts. Datasets contain 12 months of data and responses from 155,000 households and 360,000 people. It thus improves intercensal monitoring of key variables for a range of policy purposes.

British Social Attitudes

This National Centre for Social Research (NatCen) survey tracks people's changing

European Election Study

European Election Studies (EES) have taken place for six of the seven European parliamentary elections held since 1979, with the exception of 1984. The format for each EES is a core survey – maintaining comparability over time – and a thematic module, chosen for its pertinence to the election.

<http://doi.org/10.5255/UKDA-SN-5341-1>

European Quality of Life Survey

The European Quality of Life Survey is a pan-European survey that examines a range of issues, such as employment, income, education, housing, family, health, work-life balance, life satisfaction and perceived quality of society.

European Social Survey

The European Social Survey (ESS) is a biennial multi-country survey covering over 30 nations. Its aim is to measure and explain trends in attitudes, beliefs and values across countries in Europe and its close neighbours.

European and World Values Studies

The European Values Study and World Values Survey series are designed to enable a cross-national, cross-cultural comparison of values and norms on a wide variety of topics and to monitor changes in values and attitudes across the globe. The surveys provide data from representative national samples of the publics of more than 90 countries and cover a full range of social, economic, cultural and religious variation.

<http://doi.org/10.5255/UKDA-SN-6757-1>

IEA CO2 Emissions from Fuel Combustion

The International Energy Agency (IEA) Carbon Dioxide (CO2) Emissions from Fuel Combustion database provides a comparative analysis of CO2 emissions from fossil fuel combustion, a major source of anthropogenic emissions. The data are designed to assist in understanding the evolution of these emissions on a country, regional and worldwide basis.

[Access IEA CO2 Emissions from Fuel Combustion](#)

IEA Coal Information

The International Energy Agency (IEA) Coal Information database contains worldwide coal statistics covering production, trade, use in transformation (electricity and heat production) and final consumption in industry and other sectors from 1960 onwards.

[Access IEA Coal Information](#)


Finding Data: Theme Pages

Key dataData catalogueResearchResources

The UK Data Service has a library of [case studies](#) demonstrating how UK Data Service data have been used which includes studies on [Ageing](#).


See the following highlighted case studies for some ideas for ageing:

[Fertility and pension systems](#)



A large body of literature (suggested that the decline of the last centuries may be a progressive deterioration of reduces the expected old-age from children.

[The Last Refuge revisited](#)



Effective care for the elderly in British society and one that debate. This study explores care for older people in the addressing contemporary management of residential changing nature. Rather than approach to the situation this project took a longer-term view state with that of almost fifty years ago.

Key dataData catalogueResearchResources

The UK Data Service helps to support users of data by providing:


- A library of [case studies](#) demonstrating how UK Data Service data have been used including [case studies using data on ageing](#).
- Self-study software and good practice [guides](#), such as [What is weighting?](#)
- [Teaching datasets](#) on the theme of ageing, many of which can be explored online without the need for additional software.
- [Thematic guides](#) identifying key datasets in the area of ageing.
- A [webinar](#) showcasing data on the topic of ageing that is available from the UK Data Service and highlighting the research potential of the data.

OTHER RESOURCES FOR DATA ON AGEING

- [British Society for Research on Ageing](#)
- [Research into Ageing Fund](#)
- [The Oxford Institute of Population Ageing](#)
- [Medical Research Council – Ageing Research in the UK](#)
- [UK Age Research Form](#)
- [Centre for Ageing Research – Lancaster University](#)
- [King's College London – Ageing Research](#)
- [National Institute for Health Research - Age and Ageing](#)
- [National Database of Ageing Research](#)
- [Biotechnology and Biological Sciences Research Council Ageing research: lifelong health and wellbeing](#)
- [British Geriatrics Society - UK Ageing Research Network Update](#)

Ageing

Links to case studies and other related



Resources

SHARE

are regarded as 'key' of standard measures, because they are used

or 'source' data in the first-hand; they are analysis by priority of these data , circumstances and data are heavily

data sources:

Topics
Life styles
Finances
Health
Attitudes
Household
Habitation
Marriage
Education
Training
Employment
Ageing
Retirement
Quality of life

Data by theme

SHARE

The UK Data Service has web pages to aid researchers looking specifically for data on particular themes:



Ageing

Ageing is the accumulation of a wide range of changes experienced by a person over time, including physical, psychological, and social factors. In particular, given the rise in life expectancy, there has been increasing focus on the social factors of ageing e.g. longer working hours, pensions, issues related to health and quality of life. Equally, social inequalities caused by increasing longevity also raise a complex set of challenges for policy makers. The UK Data Service holds a variety of data collections related to ageing, from key government and longitudinal surveys to international indicators and qualitative historical interviews.



Crime

'Crime' encompasses a wide range of issues that lie within the remit of several academic disciplines, including sociology, psychology, law and economics. As a theme, crime may cover various topics, ranging from contemporary concerns over youth gangs and anti-social behaviour, through 'white collar' and corporate crime, including crimes against the environment, to serious violence. Crime-related data held by the UK Data Service include not only national crime surveys (which themselves cover diverse issues such as identity theft and alcohol-related disorder in the night-time economy) but also illegal drug use, workers in the criminal justice system, football hooliganism and community policing in Africa.



Economics


Economics is a social science concerned with the factors that determine the production, distribution, and consumption of goods and services. As a theme, economics covers various topics including economic activity, public spending, fiscal policy, taxation, trade and productivity. The UK Data Service holds a variety of data collections related to economics, from key government and longitudinal surveys to international indicators.

Finding Data: Data catalogue

Data catalogue allows researcher to find and browse data, guides, case studies, and publications

Enter a keyword, survey name or study number and search our data or website

Data catalogue search bar is present on a majority of our website pages



About the UK Data Service



Guides and resources

[Dataset guides](#)

[Topic guides](#)

[Methods and software guides](#)

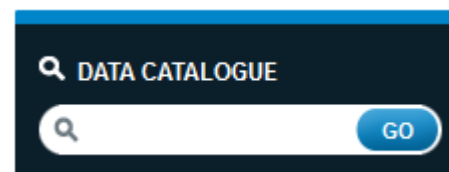
[Guides to exploring online](#)

[See more >](#)



Video tutorials

See our growing range of training videos



Data Catalogue: Initial search results

Here I performed a search using the term 'employment and unemployment'

The screenshot shows the UK Data Service search results page. At the top, there's a navigation bar with links for Login / Register, Help, Accessibility, and Data catalogue. Below this is a search bar containing the text 'employment and unemployment'. To the left of the search bar is a green arrow pointing to it. Below the search bar, there are tabs for 'STUDIES (1550)' and 'SERIES (8)'. To the left of these tabs is a blue arrow pointing to them. Below the tabs, there's a filter section with fields for Date from (1753), Date to (2018), Topic, Data Type, Access, and Country. A 'Reset filters' button is at the bottom of the filter section. To the right of the filter section, there's a blue banner that says 'Displaying 1 - 10 of 1550 results for 'employment and unemployment'' and 'Page 1 of 155'. An orange arrow points to this banner. Below the banner, there's a table of results with columns for SN, Title, and Author. The first three results are: SN 2671 | Living Standards During Unemployment, 1983-1984; SN 1858 | Social Consequences of Unemployment, 1964-1971; and SN 1305 | University of Oxford Unemployment Survey, 1971 (Newcastle, Coventry and Hammersmith).

UK Data Service

Login / Register Help Accessibility Data catalogue

About us Get data Use data Manage data Deposit data News and events

f in it! tw y

employment and unemployment

Variable and question bank > QualiBank >

STUDIES (1550) SERIES (8)

Date from: 1753 Date to: 2018

Topic:

Data Type:

Access:

Country:

Reset filters

Displaying 1 - 10 of 1550 results for 'employment and unemployment' Page 1 of 155

Results per page: 10 Sort by: Relevance

SN 2671 | [Living Standards During Unemployment, 1983-1984](#)
Office of Population Censuses and Surveys

SN 1858 | [Social Consequences of Unemployment, 1964-1971](#)
National Children's Bureau

SN 1305 | [University of Oxford Unemployment Survey, 1971 \(Newcastle, Coventry and Hammersmith\)](#)
Hill, M. J.

SN 2026 | [Social and Psychological Consequences of Unemployment in Young People, 1982-1983](#)
Ullah, P. | Warr, P. B. | Banks, Michael H.

SN 1820 | [Paisley Community Development Project: Unemployment Register Study, 1975](#)
Norman, P. | McGregor, A.

Data catalogue search found 1550 related studies and 8 series in our data collection

Switch between dataset and data series

Data Catalogue: Refining your search results

The filters, located on the left-hand side of the screen, can be used to help find a suitable study

Filters include;

- Date range
- Topic,
- Data type,
- Access
- Access (Conditions)
- Country

The screenshot shows the UK Data Service search results page. At the top, there's a navigation bar with links for Login / Register, Help, Accessibility, and Data catalogue. Below this is a search bar containing the text 'employment and unemployment'. To the right of the search bar are links for 'Variable and question bank' and 'QualiBank'. Below the search bar, there are two tabs: 'STUDIES (1550)' and 'SERIES (8)'. On the left side, there are several filter sections: 'Date from:' and 'Date to:' with dropdown menus showing '1753' and '2018' respectively, a 'Refine date' button, 'Topic:', 'Data Type:', 'Access:', and 'Country:' each with a text input field, and a 'Reset filters' button. On the right side, there's a blue banner indicating 'Displaying 1 - 10 of 1550 results for 'employment and unemployment'' and 'Page 1 of 155'. Below this, there are two dropdown menus: 'Results per page:' set to '10' and 'Sort by:' set to 'Relevance'. The main content area lists several search results, each with a study number, a title link, and the responsible organization. The results listed are: SN 2671 'Living Standards During Unemployment, 1983-1984' by Office of Population Censuses and Surveys; SN 1858 'Social Consequences of Unemployment, 1964-1971' by National Children's Bureau; SN 1305 'University of Oxford Unemployment Survey, 1971 (Newcastle, Coventry and Hammersmith)' by Hill, M. J.; SN 2026 'Social and Psychological Consequences of Unemployment in Young People, 1982-1983' by Ullah, P., Warr, P. B., and Banks, Michael H.; and SN 1820 'Paisley Community Development Project: Unemployment Register Study, 1975' by Norman, P. and McGregor, A.

Finding Data: Variable and question bank

The Variable and question bank can be located from the catalogue page by selecting the 'Variable & Question Bank' option

You can browse variables and questions from survey datasets.

In the right-hand example the term 'Solar power' has been used, returning 19 results that mention the search term in the question or response.

UK Data Service



[Login / Register](#) [Help](#) [Accessibility](#) [Data catalogue](#)

[About us](#) [Get data](#) [Use data](#) [Manage data](#) [Deposit data](#) [News and events](#)



Enter search term



[Variable and question bank](#) > [QualiBank](#) >

UK Data Service
Discover



Data Catalogue

[Variable and question bank](#)

QualiBank

Series +

Survey +

Country +

Date +

Data collector +

Question: +

Harmonised set

Question: +

Intent

[Site Search](#) [FAQ](#) [Help](#) [Contact](#)

[About us](#) [Get data](#) [Use data](#) [Manage data](#) [Deposit data](#) [News and events](#)

Discover > Variables

Variable and question bank



Search and browse variables and questions from survey datasets.

Q solar power GO

[Reset filters](#) | [Clear search](#) | ☐ Search only question text/responses | ☒ Auto-complete | [Help](#)

Results per page: 10

Sorted by: Relevance

Displaying 1-10 of 19 results

1 2 >>>



EngyPri : GB should give which energy source priority to meet future energy needs?A2:18
Question Text: To which of the following should Britain give priority in order to meet its future energy needs?
British Social Attitudes Survey, 2010

[Add to My Variables](#)

[View all instances of this variable](#)

+ [View responses...](#)



renapp1 : Do you have any of the following renewable energy appliances in your home?
Question Text: Do you have any of the following renewable energy appliances in your home?
Response 1
Continuous Household Survey, 2008-2009

[Add to My Variables](#)

[View all instances of this variable](#)

+ [View responses...](#)



renapp3 : Do you have any of the following renewable energy appliances in your home?
Question Text: Do you have any of the following renewable energy appliances in your home?
Response 6
Continuous Household Survey, 2008-2009

[Add to My Variables](#)

[View all instances of this variable](#)

+ [View responses...](#)



renapp5 : Do you have any of the following renewable energy appliances in your home?
Question Text: Do you have any of the following renewable energy appliances in your home?
Response 5
Continuous Household Survey, 2008-2009

[Add to My Variables](#)

[View all instances of this variable](#)

Finding Data: QualiBank

- Allows users to search the qualitative resources archived at the UK Data Service
- Results are retrieved based on the data contents
- Filters can be used to find relevant studies

Date —

Data coverage / publication date

From: 1870 ▾

To: 2013 ▾

[Refine](#)

Collection title —

☐ The Edwardians (89)

☐ Pioneers (50)

☐ Morale and Home Intelligence Reports (6)

☐ School Leavers Study (1)

[Show more...](#)

[Refine](#)

Resource type —

☐ Interview transcript (118)

☐ Interview summary (20)

☐ Reports (6)

☐ Essay (1)

☐ Web resource (1)

☐ Annotated questionnaire (0)

☐ Focus group (0)

☐ Open Ended Question (0)

☐ Survey Booklet (0)


☐ User Documentation (0)

☐ audio (0)

☐ image (0)

[Refine](#)

UK Data Service Discover



Data Catalogue

Variable and question bank

☒ QualiBank

Collection title +

Resource type +

Open / Closed +

Date +

Sex +

Age group +

Socio-economic status +

Region +

You are not logged in | [Login to QualiBank](#) | [Site Search](#) [FAQ](#) [Help](#) [Contact](#)

[About us](#) [Get data](#) [Use data](#) [Manage data](#) [Deposit data](#) [News and events](#)

Discover > QualiBank

QualiBank

We expect to run as normal a service as possible during this COVID-19 (Coronavirus) emergency. Please visit our [COVID-19](#) page for the latest information.

Search and browse a selection of qualitative surveys, interview and open-ended questions.

[GO](#)


[Reset filters](#) | [Clear search](#) | ☒ Auto-complete | [Copyright](#) | [Collections](#) | [Help](#)

[Extract](#) [Image](#) [File](#) [Audio](#)

Results per page: [10](#)

Displaying 1-10 of 146 results


1 2 3 4 5 ▶▶▶

 **Web Resource: Book Reference for "Poverty in the United Kingdom: A Survey of Household Resources and Standards of Living"**

SN6226 Pioneers, 1996-2012

...Web Resource: Book Reference for "**Poverty** in the United Kingdom: A Survey of Household Resources and Standards of Living"...

[Access this collection from Discover](#)

 **Summary of the interview with Peter Townsend**

SN6226 Pioneers, 1996-2012

Sex: Male. **Age group:** 65-74. **Socio-economic status:** Higher managerial/admin/professional.

... work, because of the need to please both left and right wing; the board included both a Labour MP and a Conservative MP, Angus Maude. This was an important early experience of the need to fight against the bureaucratisation of social science. First PEP pamphlet he did was **Poverty**. Ten Years After...

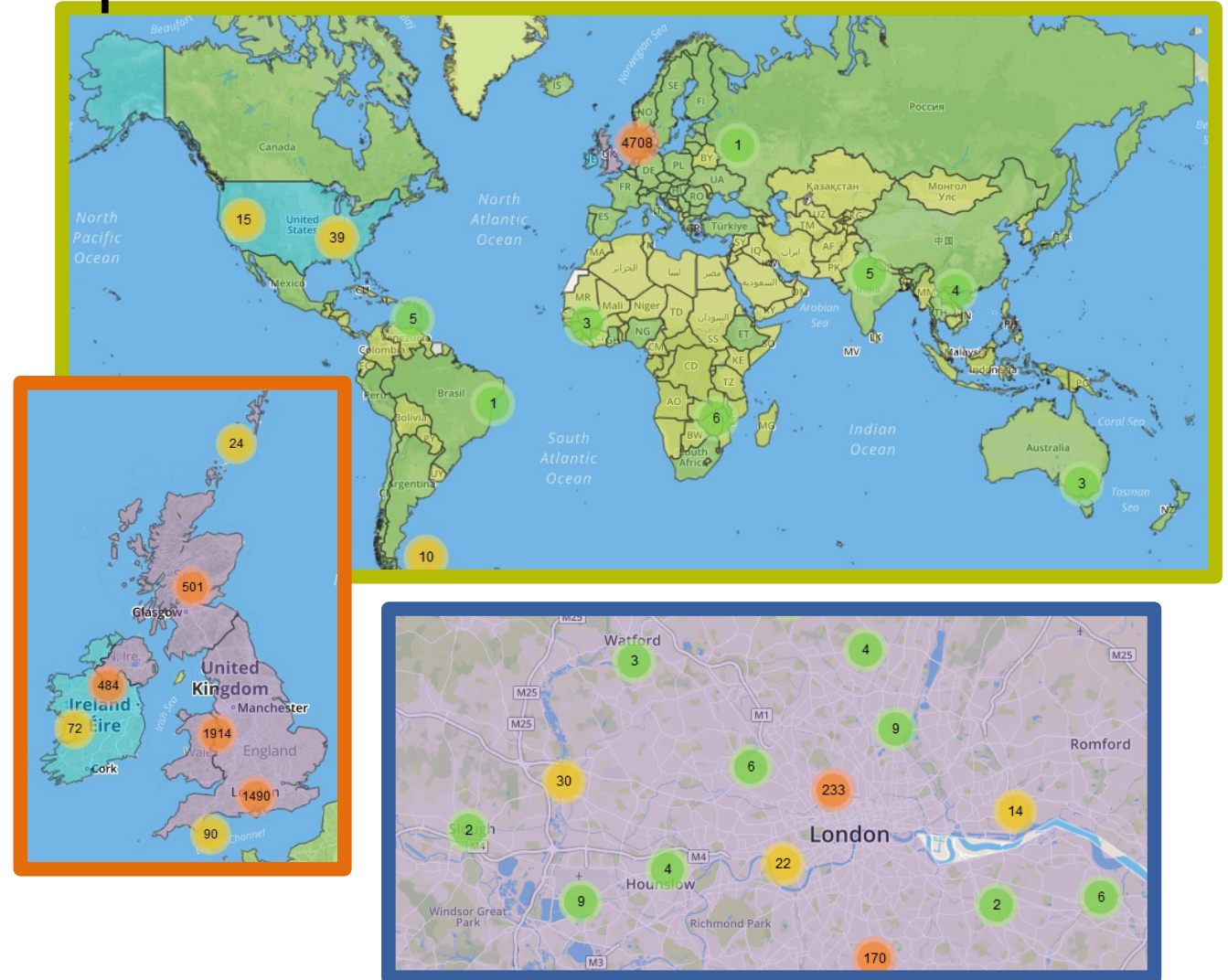
[Access this collection from Discover](#)

Useful resources: Data Map

Data Map enables researcher to find data by exploring a map of the world

Studies are grouped together depending on the level of zoom

Links are provided to Data Catalogue, containing more information on each dataset




Useful Resources: HASSET Thesaurus

Welcome to
HASSET

Your thesaurus for the
social sciences

Humanities And Social Science
Electronic Thesaurus

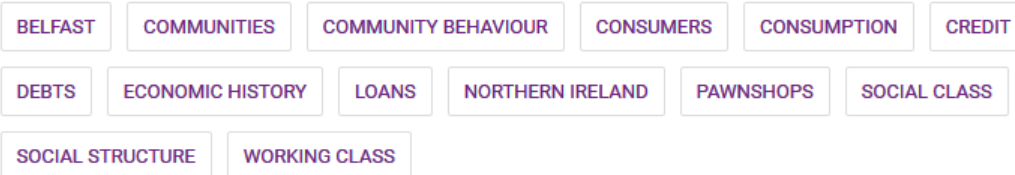


Each dataset has keyword terms associated with it that come from the Humanities and Social Science Electronic Thesaurus (HASSET)

[View concept](#)

The 'keywords' section from the Catalogue record can be used to identify terms of interest and expand or narrow your search for data.

Thesaurus search on keywords



SOCIAL PROBLEMS	
ADDICTION	
ALCOHOL-RELATED CRIME	
ANTISOCIAL BEHAVIOUR	
BINGE DRINKING	
DOMESTIC VIOLENCE	
DRUG ABUSE	
DRUG-RELATED CRIME	
ELDER ABUSE	
HATE CRIME	
RECIDIVISM	
SOCIAL ALIENATION	
SOCIAL CONFLICT	
SOCIAL DISADVANTAGE	
DEPRESSED AREAS	
EVICTON	
HOMELESSNESS	
HUNGER	
POVERTY	
CHILD POVERTY	
RELATIVE DEPRIVATION	
SLUMS	
UNEMPLOYMENT	
SOCIAL UNREST	
SUICIDE	
YOUTH CRIME	

Preferred term (core)
POVERTY
Search in UK Data Service Discover
Use for
POVERTY LEVEL
Broader terms
SOCIAL DISADVANTAGE
Narrower terms
CHILD POVERTY
Related terms
LIVING CONDITIONS
PAWNSHOPS
POOR PERSONS
WEALTHY PERSONS

What we will cover in this session

- Introduction to our Data
- Finding data
 - Key data
 - Data by theme
 - Data Catalogue
 - Useful resources: HASSET, Data Map
- Understanding the Data Set & Series records
- How to Access Data
 - Access conditions
 - Downloading data
 - Online data access
- Questions (c. 20 mins)

Understanding the Data series record

UK Data Service



Studies

Series

beta.ukdataservice.ac.uk/datacatalogue/series/series?id=2000053

Copy series link

Login / Register Help Accessibility Data catalogue

About us Get data Use data Manage data Deposit data News and events



Home / Data catalogue / Series / Series

Understanding Society

Abstract

FAQ's

Resources

Access data

Abstract

The Understanding Society study, or the United Kingdom Household Longitudinal Study (UKHLS), which began in 2009, is conducted by the Institute for Social and Economic Research (ISER), at the University of Essex. As a multi-topic household survey, the purpose of Understanding Society is to understand social and economic change in Britain at the household and individual levels. It is anticipated that over time the study will permit examination of short- and long-term effects of social and economic change, including policy interventions, on the general wellbeing of the UK population. The Understanding Society study is a successor to the British Household Panel Survey (BHPS). The BHPS sample forms part of Understanding Society from Wave 2 onwards.

Understanding Society

Abstract

FAQ's

Resources

Access data

Getting started

How can I find out about the datasets – variables, population, sample size etc.?

You can find links to the datasets in the **Access** tab above. When you follow the link to a dataset you will be taken to its catalogue record which contains the following information:

Understanding Society

Abstract

FAQ's

Resources

Access data

Resources

Studies:

- [Understanding Society: Interviewer Survey, 2014](#)
- [Households Below Average Income, 1994/95-2018/19](#)
- [Family Resources Survey, 2005/06-2017/18 and Households Below Average Income, 1994/95-2017/18: Safe Room Access](#)
- [Understanding Couples' Experiences of Job Loss in Recessionary Britain: a Linked Qualitative Study, 2008-2013: Special Licence Access](#)
- [Understanding Society, Wave 3, 2011-2012: Teaching Dataset](#)
- [Understanding Society Teaching Datasets: Waves 1-3, 2009-2012](#)

Case studies:

- [Mental well-being and financial management in older people](#)
- [Mixed religion relationships in Northern Ireland: What are the implications?](#)
- [The overlooked over-75s](#)
- [Screen-based media and well-being in adolescence](#)
- [What predicts our level of well-being?](#)

Publications:

- Papageorgiou, A. (2019) 'The effect of immigration on the well-being of native populations: evidence from the United Kingdom', *EconPapers*, <https://EconPapers.repec.org/RePEc:pra:mprapa:93045>.
- Wilson, B. (2018) 'The intergenerational assimilation of completed fertility: comparing the convergence of different origin groups', *International Migration Review*, <https://doi.org/10.1177/0197918318769047>.

Understanding the Data series record; Access data

UK Data Service



Studies

Series

beta.ukdataservice.ac.uk/datacatalogue/series/series?id=2000053

Copy series link

Login / Register Help Accessibility Data catalogue

About us Get data Use data Manage data Deposit data News and events



Home / Data catalogue / Series / Series

Understanding Society

Abstract FAQ's Resources Access data

Access data

GN 33423 Understanding Society: Waves 1- , 2008-

GN 33428 Understanding Society, 2008- : Special Licence Access

GN 33429 Understanding Society: Waves 1- , 2008-: Secure Access

Click on a series name or an arrow to see the datasets.

Add to account

GN 33423 Understanding Society: Waves 1- , 2008-			
SN	Study description	Explore online	Select
6614	Understanding Society: Waves 1-9, 2009-2018 and Harmonised BHPS: Waves 1-18, 1991-2009		Login
6849	Understanding Society: Innovation Panel, Waves 1-11, 2008-2018		Login
8473	Understanding Society: Marital and Cohabitation Histories, 1991-2015		Login

GN 33428 Understanding Society, 2008- : Special Licence Access			
SN	Study description	Explore online	Select
6931	Understanding Society: Waves 1-9, 2009-2018 and Harmonised BHPS: Waves 1-18, 1991-2009: Special Licence Access		Login
8556	Understanding Society: Waves 7-8, 2015-2016: Special Licence Access, EU Referendum		Login
6670	Understanding Society: Waves 1-9, 2009-2018 and Harmonised BHPS: Waves 1-18, 1991-2009: Special Licence Access, Census 2001 Lower Layer Super Output Areas		Login

GN 33429 Understanding Society: Waves 1- , 2008-: Secure Access			
SN	Study description	Explore online	Select
6676	Understanding Society: Waves 1-9, 2009-2018 and Harmonised BHPS: Waves 1-18, 1991-2009: Secure Access		Login
7332	Understanding Society: Innovation Panel, Waves 1-11, 2008-2018: Secure Access, National Grid Reference (Easting, Northing, OSGRDIND)		Login
7642	Understanding Society: Wave 1, 2009-2011: Linked National Pupil Database: Secure Access		Login

Understanding the Dataset record

UK Data Service



Studies

Series

<http://doi.org/10.5255/UKDA-SN-6614-13>

Copy study DOI

Citation and copyright

The citation for this study is:

University of Essex, Institute for Social and Economic Research, (2020). *Understanding Society: Waves 1-9, 2009-2018 and Harmonised BHPS: Waves 1-18, 1991-2009*. 12th Edition. UK Data Service. [data collection]. <http://doi.org/10.5255/UKDA-SN-6614-13>

Select citation format:

DataCite

XML citation formats:

[CSL](#) [EndNote](#)

Copyright:

Copyright Economic and Social Research Council

[Login / Register](#) [Help](#) [Accessibility](#) [Data catalogue](#)

[About us](#) [Get data](#) [Use data](#) [Manage data](#) [Deposit data](#) [News and events](#)



[Home](#) / [Data catalogue](#) / [Studies](#) / Study

Understanding Society: Waves 1-9, 2009-2018 and Harmonised BHPS: Waves 1-18, 1991-2009

Details

Documentation

Resources

Access data

Details

Sponsors and contributors

Citation and copyright

Topics

Thesaurus search on keywords

Abstract

Coverage and methodology

Edition history

Details

Title:	Understanding Society: Waves 1-9, 2009-2018 and Harmonised BHPS: Waves 1-18, 1991-2009
Alternative title:	United Kingdom Household Longitudinal Study
Study number (SN):	6614
Access:	These data are safeguarded
Persistent identifier (DOI):	10.5255/UKDA-SN-6614-13
Series:	Understanding Society
Principal investigator(s):	University of Essex, Institute for Social and Economic Research

Abstract

Abstract copyright UK Data Service and data collection copyright owner.

Understanding Society (UK Household Longitudinal Study), which began in 2009, is conducted by the Institute for Social and Economic Research (ISER) at the University of Essex and the survey research organisations Kantar Public and NatCen. It builds on and incorporates, the British Household Panel Survey (BHPS), which began in 1991.

This release combines nine waves of Understanding Society data with harmonised data from all eighteen waves of the BHPS. As multi-topic studies, the purpose of Understanding Society and BHPS is to understand short- and long-term effects of social and economic change in the UK at the household and individual levels. The study has a strong emphasis on domains of family and social ties, employment, education, financial resources, and health. Understanding Society is an annual survey of each adult member of a nationally representative sample. The same individuals are re-interviewed in each wave approximately 12 months apart. When individuals move they are followed within the UK and anyone joining their households are also interviewed as long as they are living with them. The study has five sample components: the general population sample; a boost sample of ethnic minority group members; an immigrant and...

[Read more](#)

Understanding the Dataset record;

UK Data Service



Studies

Series

<http://doi.org/10.5255/UKDA-SN-6614-13>

Copy study DOI

Login / Register Help Accessibility Data catalogue

About us Get data Use data Manage data Deposit data News and events



[Home](#) / [Data catalogue](#) / [Studies](#) / Study

Understanding Society: Waves 1-9, 2009-2018 and Harmonised BHPS: Waves 1-18, 1991-2009

Details Documentation Resources Access data

Details

Sponsors and contributors

Citation and copyright

Topics

Thesaurus search on keywords

Abstract

Coverage and methodology

Edition history

Understanding Society: Waves 1-9, 2009-2018 and Harmonised BHPS: Waves 1-18, 1991-2009

Details Documentation Resources Access data

Resources

Studies:

- [Households Below Average Income, 1994/95-2018/19](#)
- [Understanding Society: Innovation Panel, Waves 1-11, 2008-2018](#)
- [Family Resources Survey, 2005/06-2017/18 and Households Below Average Income, 1994/95-2017/18: Safe Room Access](#)
- [Understanding Society: Waves 2-3 Nurse Health Assessment, 2010-2012](#)
- [Understanding Society, Wave 3, 2011-2012: Teaching Dataset](#)
- [Understanding Society: Interviewer Survey, 2014](#)
- [Understanding Society Teaching Dataset: Waves 1-2, 2009-2012](#)
- [Understanding Society: Ethnicity and Religion](#)
- [Understanding Society: Marital and Cohabitation](#)

Case studies:

- [Changing experiences of mid-life](#)
- [Mixed religion relationships in Northern Ireland](#)
- [What predicts our level of well-being?](#)
- [Mental well-being and financial management](#)
- [Screen-based media and well-being in later life](#)
- [The overlooked over-75s](#)

Publications:

- [Petrie, K. and Kirkup, J. \(2018\) Caring for the Overlooked](#)

Understanding Society: Waves 1-9, 2009-2018 and Harmonised BHPS: Waves 1-18, 1991-2009

Details Documentation Resources Access data

Documentation

Title	File name	Size (MB)
BHPS User Manual	6614_bhps_user_manual_volume_a.pdf	6.22
Ethnicity and Immigration Research: User Guide	6614_ethnicity_immigration_guide_ed6.pdf	1.03
Immigration and Ethnic Minority Boost: Fieldwork Documents	6614_iemb_fieldwork_documents.pdf	4.92
Immigration and Ethnic Minority Boost: Questionnaire	6614_iemb_questionnaire.pdf	3.63
Immigration and Ethnic Minority Boost: Technical Report	6614_iemb_technical_report.pdf	0.41
Immigration and Ethnic Minority Boost: Variable Comparison	6614_iemb-non-iemb_question_comparison_2016.xlsx	0.07
Publications List	6614_publications.pdf	0.95
UK Data Archive Citation File for Study 6614	UKDA_Study_6614_Information.htm	0
UK Data Archive Data Dictionaries	ukda_data_dictionaries.zip	9.49

Data Access Policy

Reshare Data

Where depositors have self-deposited data, conditions are described in the record and may be non-standard. A small number of studies may not have accessible outputs

Safeguarded Data

- Available to registered users
- **End User Licence** - No direct identifiers but some disclosure risk through linking of indirect identifiers.
- **Special Licence** - Anonymised but contain more detailed information than EUL data. Require compliance with the additional conditions and access must be approved by the data owner.

Open Data


- Minimal to no disclosure risk
- Can be accessed without registration
- Require data acknowledgement

Controlled Data

- Accessed via **Secure Lab** or **Safe Room**
- Very sensitive data that may contain disclosure information
- Limited to approved researchers who demonstrate their trustworthiness around personal data and pass all Safe Researcher Training and security checks.

How to access data: Register



 [Register / Login](#)

Application for a username

Your contact details

Title:

First name: *

Last name: *

Address line 1: *

Address line 2:

Address line 3:

Town / City: *

County / District:

Postcode: *

Country: *

Email address: *

Please enter the email address supplied to you by your organisation/institution if you have one.

largest collection of social, economic and population data resources

Search data ▼



Guides and resources

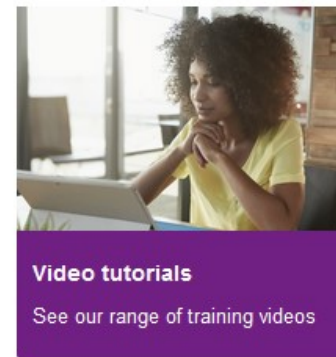
Dataset guides

Topic guides

Methods and software guides

Guides to exploring online

[See more >](#)



How to access data: Downloading data

Assign datasets to project

UK Data Service



Studies

Series

http://doi.org/10.5255/UKDA-SN-6614-13

Copy study DOI

SN	Dataset	Status	
6614	Understanding Society: Waves 1-9, 2009-2018 and Harmonised BHPS: Waves 1-18, 1991-2009	-	<input checked="" type="checkbox"/>

☐ Create a new project

☒ Add to an existing project

Project: *

Please select...


Only checked datasets will be added to this project.

Add to project

Cancel

How to access data: Viewing your projects

UK Data Service



Data

Projects

Datasets by Project

Deposits

My Details

Projects

Create a new project

Projects where I am the lead

PN	Title	Type	Status
171812	Testing Testing - On the phone	Non-commercial	Active
185325	Testing Project 1 - Non-Commercial	Non-commercial	Active
172919	Another Test Project	Non-commercial	Active
127404	Non-Commercial Test Project	Non-commercial	Active
169779	Teaching Project Test 1	Teaching	Active

Webinar Test

Project

Datasets

Members

Notes

Log

Edit project

Key project information

Title:

Webinar Test

Project id:

194297

Project expiry date:

5 May 2022

Project type:

Non-commercial

Project lead:

Jones, Maddison - University of Essex

Abstract:

Project created for demonstration in the Finding and Accessing Data Webinar.

User's should note that this section has a character limit, to ensure sufficient information is collected regarding their use of data.

Datasets in project


Select all datasets

SN	Dataset	Status		
6614	Understanding Society: Waves 1-9, 2009-2018 and Harmonised BHPS: Waves 1-18, 1991-2009	Active	Actions	

Download selected

How to access data: Online tools - Nesstar

UK Data Service



About our data

Key data

Data by theme

Data by geography

Open data

How to access

Other providers

Explore online

Site search Accessibility FAQ Help Contact New users Sitemap

About us

Get data

Use data

Manage data

Deposit data

News and events

Home > Get data > Explore online

Explore online

SHARE

A selection of data are available to explore via our online tools.

Nesstar

Nesstar is the online data exploration system used by the UK Data Service to provide access to a wide variety of datasets. All visitors to our Nesstar Catalogue can browse study metadata, variable frequencies and use the simple and advanced search options. Registered users can also create simple online cross-tabulations, produce graphs, and download subsets of variables in a variety of formats.

We expect to run as normal a service as possible during this COVID-19 (Coronavirus) emergency. Please visit our [COVID-19](#) page for the latest information.

LOGIN / REGISTER

DATA CATALOGUE

GO

GN 33359

Millennium Cohort Study – Survey and Biomeasures Data

SN	Study description	Explore online	Select
8156	Millennium Cohort Study: Sixth Survey, 2015	Nesstar	Login
8456	Millennium Cohort Study, Sweeps 1-6, 2001-2016: Exact Date of Interview: Secure Access		Login
8172	Millennium Cohort Study: Longitudinal Family File, 2001-2015	Nesstar	Login
7464	Millennium Cohort Study: Fifth Survey, 2012	Nesstar	Login

Millennium Cohort Study: Sixth Survey, 2015

Details

Documentation

Resources

Access data

Access data

The Data Collection is available to users registered with the UK Data Service.

Commercial use of the data requires approval from the data owner or their nominee. The UK Data Service will contact you.

Additional conditions of use apply:

Millennium Cohort Study: Sixth Survey 2015

Additional Agreement on Conditions of Use

Confidentiality

I agree not to use nor attempt to use the Data Collections to identify the individuals from which the study sample was selected, nor to claim to have done so.

I agree not to link between the research identifiers supplied by the UK Data Service [MCSID] and any other identifiers previously issued.

Download these data by adding them to your account.

Explore these data online using Nesstar.

[Register](#) or [login](#) to add data to your account.

Access online

Add to account

How to access data: Online tools - Nesstar

UK Data Service
Delivering quality social and economic data resources

Contact UK Data Service | Disclaimer | Login

DESCRIPTION | TABULATION | ANALYSIS

Dataset: Millennium Cohort Study: Sixth Survey, 2015
Millennium Cohort Study - Survey and Biomeasures Data

Abstract

Abstract copyright UK Data Service and data collection copyright owner.

Background:
The original objectives of the first MCS survey, as laid down in the proposal to the Economic and Social Research Council (ESRC) in March 2000, were:

- to chart the initial conditions of social, economic and health advantages and disadvantages facing children born at the start of the 21st century;
- to provide a basis for comparing patterns of development with the preceding cohorts (the *National Child Development Study*, conducted at the UK Data Service under GN 33229);
- to collect information on previously neglected topics, such as fathers' involvement in children's care and development;
- to focus on parents as the most immediate elements of the children's 'background', charting their experience as mothers and fathers of newborn babies in the year 2000, recording how they (and any other children in the family) adapted to the newcomer, and what their aspirations for her/his future may be;
- to emphasise intergenerational links including those back to the parents' own childhood;
- to investigate the wider social ecology of the family, including social networks, civic engagement and community facilities and services, splicing in geo-coded data when available.

Additional objectives subsequently included for MCS were:

- to provide control cases for the national evaluation of Sure Start (a government programme intended to alleviate child poverty and social exclusion);
- to provide samples of adequate size to analyse and compare the smaller countries of the United Kingdom.

The first sweep (MCS1) interviewed mothers and (where resident) fathers (or father-figures) of infants included in the sample when the babies were nine months old, and the second sweep (MCS2) was carried out with the same respondents when the children were three years of age. The third sweep (MCS3) was conducted in 2006, when the children were aged five years old, the fourth sweep (MCS4) in 2008, when they were seven years old, and the fifth sweep (MCS5) in 2012-2013, when they were eleven years old. The sixth sweep (MCS6) was conducted in 2015 and 2016, when the children were 14 years old.

Sub-sample studies:
Some studies based on sub-samples of MCS have also been conducted, including a study of MCS respondent mothers who had received assisted fertility treatment, conducted in 2003 (see SN 5559). Also, birth registration and maternity hospital episodes for the MCS respondents are held as a separate dataset (see SN 5614).

Weighting:
Users should note that the weighting section in the 'Guide to the Datasets' document recommends analysis in Stata, as SPSS is not currently able to weight the data using the survey design factors. The depositor is working on a solution for SPSS, but this is not yet available. A Stata version of the dataset is available for download by registered users, alongside the SPSS and tab-delimited versions.

MCS web pages:
Further information about the MCS can be found on the [Centre for Longitudinal Studies](#) website.

How to access genetic and/or bio-medical sample data from a range of longitudinal surveys:
A useful overview of the governance rules for applying for genetic and bio-medical sample data, which are not available through the standard data access process, is available on the METADAC (Managing Ethico-social, Technical and Administrative issues in Data Access) website.

ONS Opinions or Omnibus Survey)

at Datasets
old Datasets

and Substance Use Survey

Tabs across the top help you to tabulate and analyse variables

Located in the left hand column is a full list of all Data Collections available Via NESSTAR

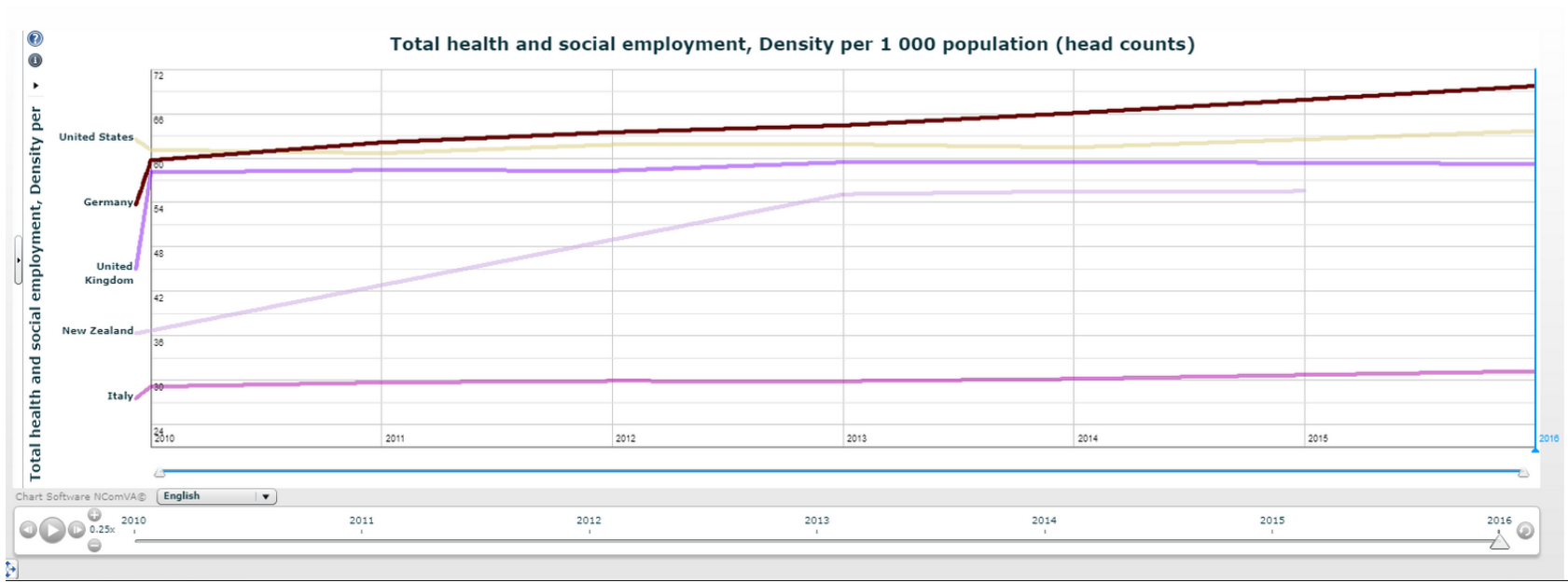
Using the left hand column you can expand menus to see the datasets metadata and variable descriptions

A dataset abstract is also provided on Nesstar, providing information out about the data

How to access data: Online tools – UKDS.Stat

International macrodata can be accessed online using UKDS.Stat.

UKDS.Stat can be accessed by going to 'Get Data' – 'Explore online'




These data are provided by a number of organisations such as the World Bank, OECD, and the United Nations


Allows the easy creation of time series data displayed as heatmaps and other visualisations.

How to access data: Online Census Tools - InFuse

UK Data Service
Census Support



InFuse: 2011 Census data



Steps: **1** 2 3 4 [Start Again](#)

Topics

[+ Show Guidance](#)

Showing 90 topic combinations

Page 1 of 6 [First](#) < 1 | **2** | 3 > [Last](#)

Filters

[Clear filters](#)

Topics

- ☐ Accommodation type
- ☐ Adult lifestage (alternative adult definition)
- ☐ Adults in household, number of
- ☐ Age
- ☐ Age of arrival in the UK
- ☐ Age of children
- ☐ Age of household reference person

<ul style="list-style-type: none">• Accommodation type Select	<ul style="list-style-type: none">• Age• Dependent children• Family status• Sex Select	<ul style="list-style-type: none">• Age• Economic activity• Industry Select	<ul style="list-style-type: none">• Age• Economic activity Select
<ul style="list-style-type: none">• Accommodation type• Usual resident population Select	<ul style="list-style-type: none">• Age• Economic activity• Hours worked• Sex Select	<ul style="list-style-type: none">• Age• Economic activity• Occupation• Sex Select	<ul style="list-style-type: none">• Age• Qualification, highest level of Select

<http://infuse.ukdataservice.ac.uk>

Getting in touch & FAQs

Contacts

WHAT WOULD YOU LIKE TO CONTACT US ABOUT?

Manage and Deposit data

- [Data management](#) - for issues related to anonymisation, copyright, data storage and other data management queries
- [Depositing data](#) - for advice and support for data owners and producers

Find and Access data

- [Accessing data](#) - for questions about downloading data, data formats, obtaining Special Licence or Secure Access data
- [Registration](#) - for queries such as: How do I register? Can I register with you?
- [Existing project/order](#) - for questions about project renewal and order status
- [Searching for data](#) - for queries about the data collections we hold or give access to. For example: Do you have data on parenting?

Using data and Secure Lab

- [Analysing/using data](#) - for questions about any data obtained from us. For example: A variable is missing from my file; Which weight variable should I use?
- [Online analysis/tools](#) - to report issues or to get advice on using tools such as Nesstar, UKDS.Stat, Infuse, Casweb, GeoConvert,
- [Publications](#) - use to send us details of your research publications
- [Safe Room booking](#) - for requests to use our Safe Room
- [Output release](#) - to request a check on output created within the Secure Lab
- [Secure Lab-Import data request](#) - for Secure Lab users only

Technical/Communications/Other

- [Technical issues](#) - for technical problems related to Secure Lab, ReShare and general website issues
- [Training/events and publicity](#) - for press enquiries and information about events and training
- [Other queries](#) - for issues not covered by any of the other categories

The screenshot shows the UK Data Service website's 'Help' page. The header includes navigation links: About us, Get data, Use data, Manage data, Deposit data, News and events. A sidebar on the left contains links for Advice for new users, FAQ, and Get in touch. The main content area is titled 'Help' and 'How can we help?'. It features a large pink bar chart graphic. A text box on the right states: 'We expect to run as normal a service as possible during this COVID-19 (Coronavirus) emergency. Please visit our COVID-19 page for the latest information.' Below this are links for LOGIN and REGISTER. A search bar labeled 'DATA CATALOGUE' with a 'GO' button is also present. At the bottom, there are sections for 'NEW USERS' (Advice for new users, How to register, Frequently asked questions), 'MOST POPULAR PAGES' (Data catalogue, Key data by type, How to access data), and 'CONNECT WITH US' (Email, Twitter, Facebook). The footer contains funding information and copyright details.

help@ukdataservice.ac.uk

FAQs

Help - Frequently Asked Questions (FAQ)

Answers to some of our most frequently asked questions are provided here.

If you are unable to find an answer to your question, please [get in touch](#) by selecting one of the short web forms.

Login and registration	Find and Access	Secure Lab	Download and data formats
Use data	Publication	Manage data	Deposit data

SHARE

Questions about how go login and register

[How do I log into the UK Data Service?](#)

[How do I log into the Secure Lab?](#)

[When registering - what usernames and passwords are acceptable to the UK Data Service?](#)

[When registering I entered an incorrect email address, what should I do?](#)

[How do I obtain a username and password?](#)

[When I try to log in/register my organisation does not appear on the list, what should I do?](#)

[How do I login/register to ReShare?](#)

[When I try to login to ReShare, I am sent to the UK Data Service registration page, although I have already registered, what do I do?](#)

[I am outside the UK, can I use your data?](#)

Contact Us:

ukdataservice.ac.uk/help

Twitter- @UKDataService