

Part 3: Societal Data



What is the UK Data Service?

- A comprehensive resource funded by the Economic and Social Research Council (ESRC)
- A single point of access to a wide range of secondary social science data
- Support, training and guidance



Our main data types

- **Aggregate Data**

- International macrodata – country level time series data
- Census tabular data

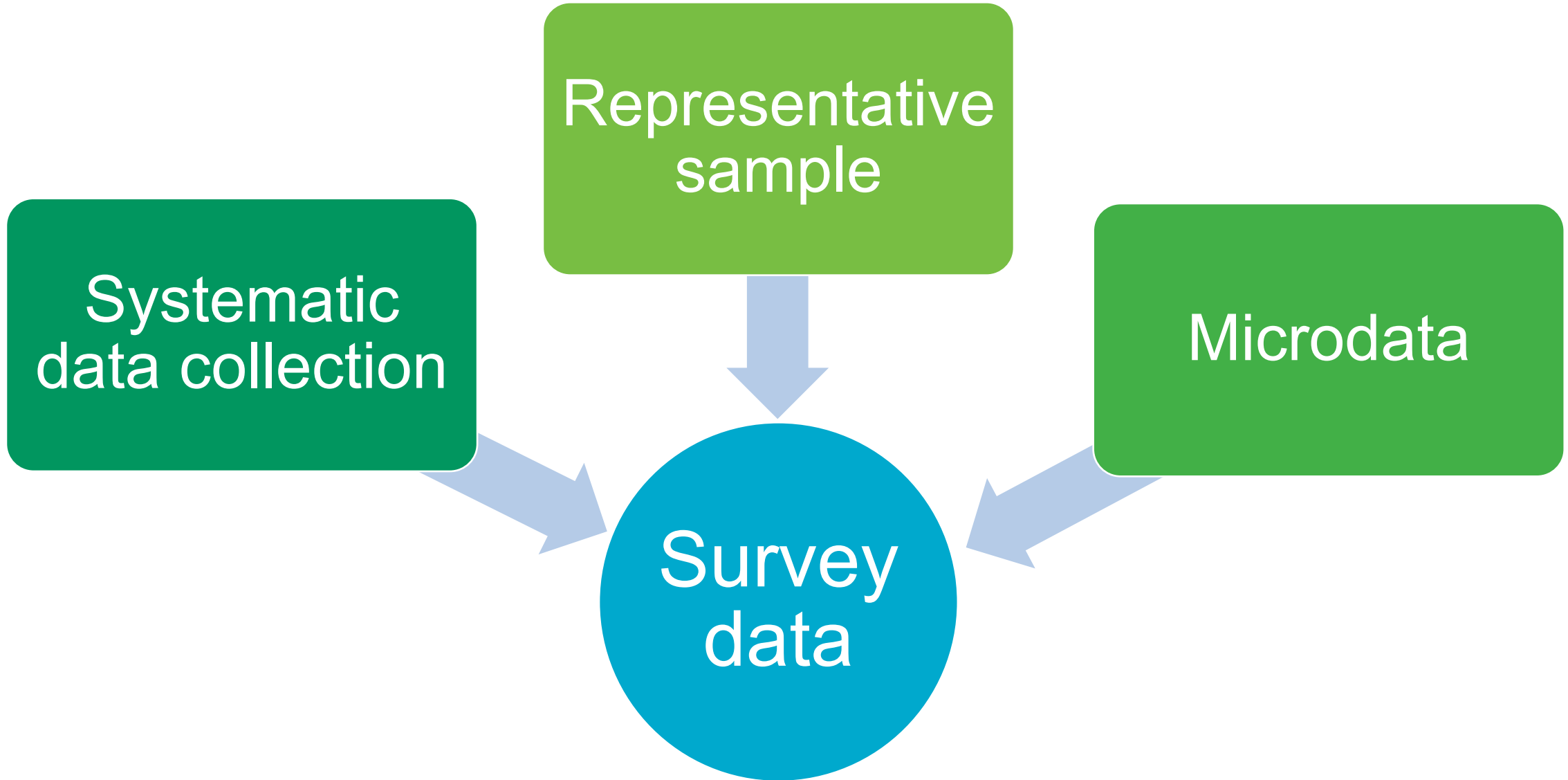
- **Microdata**

- UK surveys (e.g. Labour Force Survey)
- Census microdata
- International comparative surveys (e.g. European Social Survey)
- Business data

- **Other data**

- Mixed methods data
- Qualitative data





Social Surveys and the VCSE Sector

- Services: for communities and society
- Funders: demonstrate need and impact – context
- UKDS: data resource – evidence

Many third sector organisations are small, often there is no dedicated research team. Often it may fall to the people delivering the services to also provide the evidence of need and impact.

- Reuse data already collected



Pros and cons of reusing data

Pros

datasets impossible to create

cost effective

ethical issues about data collection dealt with

do not need to re-contact data subjects

reuse data used by others to make claims

Cons

do not have insider understanding of data and data collection

effort to get to know the data

ethical issues about data use still apply (limit access to sensitive data)

data may not match research question

cannot extend studies

Social Surveys



British Social Attitudes Survey 2018



Economic and Social Research Council,
Government departments, research
foundations etc.

Randomly selected households in Britain.
One adult per household,
3,879 interviews



Personal interviews
Follow-up self-completion form



HOME NEWS



Acceptance of same-sex relationships slowing down in UK, report shows

Liberalisation of views in Britain may have 'reached a point of plateau'

UK POLITICS



Brexit has ceased to be 'will of the people', new poll suggests



Recently available

Austerity: Are social attitudes changing?

A recent survey suggests there has been a shift in public opinion on austerity

[Show more](#)

28 June 2017
13 minutes



Studies

Series

<http://doi.org/10.5255/UKDA-SN-8606-1>

Copy study DOI

[About us](#) [Get data](#) [Use data](#) [Manage data](#) [Deposit data](#) [News and events](#)



[Home](#) / [Data catalogue](#) / [Studies](#) / Study

British Social Attitudes Survey, 2018

Details

Documentation

Resources

Access data

Details

Title:	British Social Attitudes Survey, 2018
Alternative title:	BSA
Study number (SN):	8606
Access:	These data are safeguarded
Persistent identifier (DOI):	10.5255/UKDA-SN-8606-1
Series:	British Social Attitudes Survey
Principal investigator(s):	NatCen Social Research

Health Survey for England 2018



Funded by NHS Digital and is used to shape health policy and improve health services.

Stratified random sample – England
Adults and children
10,250 interviews



Face-to-face interview
Self-administered questionnaire
Physical and clinical measurements
and tests

Today's sections ▾ Past six days Explore ▾ Times Radio

Obesity rate in UK children doubles during primary school years to top US figure



A public health professor says Britain has 'adopted the American lifestyle, with inevitable...

NEWS

Home | Coronavirus | US Election | UK | World | Business | Politics | Tech | Science | Health | Family & Education

Health

Most adults living unhealthy lifestyles

© 4 December 2018

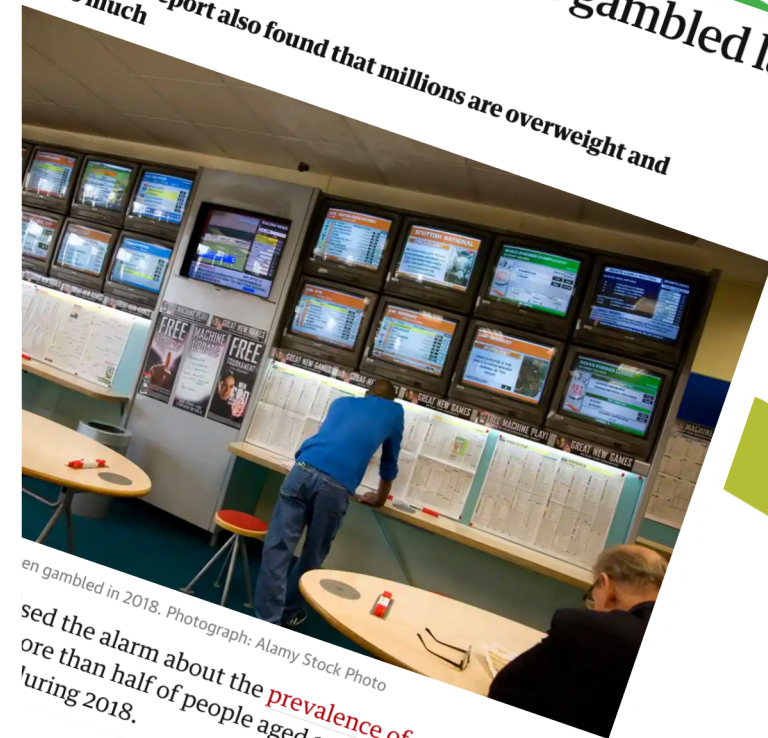


The overwhelming majority of adults in England are so unhealthy they put their lives at risk, a survey suggests.

The data from the Health Survey for England showed nearly nine in 10 had at least one unhealthy trait.

Over half of English people gambled last year, survey finds

Annual health report also found that millions are overweight and drink too much



...en gambled in 2018. Photograph: Alamy Stock Photo
...sed the alarm about the prevalence of gambling after
...ore than half of people aged 16 or older in England
...uring 2018.



Studies

Series

<http://doi.org/10.5255/UKDA-SN-8649-1>

Copy study DOI

[About us](#)
[Get data](#)
[Use data](#)
[Manage data](#)
[Deposit data](#)
[News and events](#)



[Home](#) /
 [Data catalogue](#) /
 [Studies](#) /
 Study

Health Survey for England, 2018

Details

Documentation

Resources

Access data

Details

Title:	Health Survey for England, 2018
Alternative title:	HSE
Study number (SN):	8649
Access:	These data are safeguarded
Persistent identifier (DOI):	10.5255/UKDA-SN-8649-1
Series:	Health Survey for England
Principal investigator(s):	National Centre for Social Research (NatCen) University College London, Department of Epidemiology and Public Health

Quarterly Labour Force Survey 2020



Government funded

Randomly selected households in Britain
Individuals and households
69,733 interviews



Personal interviews
Face-to-face and telephone
Follow-up self-completion form






Office for National Statistics

Unemployment in Scotland higher for men

52 minutes ago



The overall unemployment rate in Scotland has remained steady at 4.5%

The unemployment rate in Scotland is higher for men with almost looking for work from July to September, figures show.

Jobless figures 'not showing full extent of crisis'

16 July



GETTY IMAGES

The way the UK reports unemployment may not reflect the "true scale of joblessness", says a think tank.

Unemployment rose by 34,000 in April to reach 1.3 million, according to the Office for National Statistics (ONS).

Over 9,000 redundancies proposed in NI as unemployment increases

EMPLOYMENT | CORONAVIRUS
2020, 10:45am





Studies

Series

http://doi.org/10.5255/UKDA-SN-8671-3

Copy study DOI

[About us](#)
[Get data](#)
[Use data](#)
[Manage data](#)
[Deposit data](#)
[News and events](#)



[Home](#) /
 [Data catalogue](#) /
 [Studies](#) /
 Study

Quarterly Labour Force Survey, April - June, 2020

Details

Documentation

Resources

Access data

Details

Title:	Quarterly Labour Force Survey, April - June, 2020
Alternative title:	QLFS
Study number (SN):	8671
Access:	These data are safeguarded
Persistent identifier (DOI):	10.5255/UKDA-SN-8671-3
Series:	Labour Force Survey
Principal investigator(s):	Northern Ireland Statistics and Research Agency, Central Survey Unit Office for National Statistics, Social Survey Division

Online resources

"Can you show me
how to do that?"



SHARE 

UK Data Service: Guides – Videos – Webinars – Data Skills Modules

Exploring societal data

1. UKDS catalogue
2. Survey documentation
3. The datasets



Activity



1. What is the UK Data Service Study Number for the Crime Survey for England and Wales, 2018-2019?

Population:	Adults aged 16 and over in private households in England and Wales, and children aged 10-15 years resident in the same households, during 2017-2018.
Number of units:	Adults: 34,163 cases. Children: 3,008 cases.
Method of data collection:	Self-completion Face-to-face interview: Computer-assisted (CAPI/CAMI) Face-to-face interview



2. How many adults were interviewed? What is the number of units?

Crime Survey for England and Wales, 2018-2019

Details

Documentation

Resources

Access data

Details

Title:	Crime Survey for England and Wales, 2018-2019
Alternative title:	CSEW
Study number (SN):	8608
Access:	These data are safeguarded
Persistent identifier (DOI):	10.5255/UKDA-SN-8608-1
Series:	Crime Survey for England and Wales
Principal investigator(s):	Office for National Statistics

3. How many variables are in the dataset?

UK Data Archive Data Dictionary

File-level information:

File Name =	csew_apr18mar19_nvf
Number of variables =	2215
Number of cases =	34163

4. There is a question that asks 'How much of a problem is vandalism?'
What is the name of this variable?

Pos. = 126 **Variable = vandals** **Variable label = How much of a problem is vandalism, graffiti etc.**
This variable is *numeric*, the SPSS measurement level is *NOMINAL*
SPSS user missing values = 8.0 thru 9.0

Value label information for vandals

Value = 1.0	Label = Very big problem
Value = 2.0	Label = Fairly big problem
Value = 3.0	Label = Not a very big problem
Value = 4.0	Label = Not a problem at all
Value = 8.0	Label = Refused
Value = 9.0	Label = Don't know

5. What percentage of people think that 'lack of discipline from parents' is the one main cause of crime in Britain today?

Dataset: British Crime Survey 2007-2008: Unrestricted Access Teaching Dataset

Variable causem: one main cause of crime in Britain today

LITERAL QUESTION

And which ONE of the causes you mentioned do you think is the MAIN cause of crime in Britain today?

Values	Categories	N	
1	a. too lenient sentencing	1176	10.2%
2	b. poverty	431	3.7%
3	c. lack of discipline from school	409	3.5%
4	d. lack of discipline from parents	3576	31.0%
5	e. drugs	3485	30.2%
6	f. alcohol	665	5.8%
7	g. unemployment	289	2.5%
8	h. breakdown of family	683	5.9%
9	i. too few police	382	3.3%
10	spontaneous: do not think there is one main cause	440	3.8%
Sysmiss		140	

6. What percentage of people are 'fairly worried' about being physically attacked by strangers?

Dataset: British Crime Survey 2007-2008: Unrestricted Access Teaching Dataset

Variable watack: how worried about being physically attacked by strangers

LITERAL QUESTION

(How worried are you about)... being physically attacked by strangers?

Values	Categories	N	
1	very worried	1271	10.9%
2	fairly worried	2724	23.4%
3	not very worried	5121	43.9%
4	not at all worried	2538	21.8%
5	(not applicable)	0	
8	refused	0	
9	don't know	0	
Sysmiss		22	