


Introduction to anonymisation techniques for social sciences research data

Dr. Maureen Haaker

Senior Research Data Officer:
Qualitative Data

24 November 2025



Format of the workshop

- Presentation
 - A structured overview of anonymisation techniques, practical examples, and key considerations. The slides will be made available on the event's page shortly after.
- [Mentimeter](#)
 - Engage with practical exercises and scenarios to reinforce concepts. Share your thoughts, ideas, and responses in real-time.
- [Padlet for Q&A](#)
 - Conclude with a live Q&A session during the workshop, a static version of the Padlet will be made available as an additional resource for the workshop.

Menti – first words that comes to mind

Bring the power of Mentimeter to PowerPoint



Seamlessly embed your favorite Menti slide without changing windows.



Edit and more on
Mentimeter.com and

Mentimeter

Work email

Your password



Log in

[Forgot password](#)

[Log in with SSO](#)

or

Menti – sensitive data


Bring the power of
Mentimeter to
PowerPoint



Seamlessly embed your favorite Menti slide without changing windows.



Edit and more on Mentimeter.com and sync in real-time.



Log in to use
Mentimeter

Work email

Your password

Log in

[Forgot password](#) [Log in with SSO](#)

or



Don't have an account? [Sign up](#)

Menti – how confident


Bring the power of
Mentimeter to
PowerPoint



Seamlessly embed your favorite Menti slide without changing windows.



Edit and more on Mentimeter.com and sync in real-time.



Log in to use
Mentimeter

Work email

Your password

Log in

[Forgot password](#) [Log in with SSO](#)

or



Don't have an account? [Sign up](#)

Today's agenda



Anonymisation and the data context

Three-prong approach for data sharing

Applicable legislation and wider considerations

Types of identifiers and effective anonymisation

Practical anonymisation steps

Anonymisation considerations for numerical data

Anonymisation considerations for qualitative data

Anonymisation and AI

Q&A session

Data anonymisations and key considerations

Anonymisation is a valuable tool that allows data to be shared, whilst protecting research participants.

Every data source and every data context is different! A number of key factors must be considered:

- Types of identifiers: direct identifiers and indirect identifiers.
- Types of data: survey data, audio and visual data, transcript data etc.
- Ethical considerations: informed consent, confidentiality and withdrawal rights.
- Data sharing strategies: access control, user agreements and data security.

Three-prong approach to sharing data

- **Consent:** participants must be informed about risks and benefits of *any* data sharing.
- **Anonymisation:** treat the data reducing the risk of re-identification recognising data utility will be reduced, therefore a balanced approach must be taken
- **Access:**
 - Who? How? For how long?
 - Access levels and user agreements
 - Leverage legislation and existing frameworks such as the Five Safes Framework

These strategies enable most data to be shared.

Data protection considerations

Researchers must adhere to data protection requirements when managing and/or sharing personal data.

In the UK, the [Information Commissioner's Office](#) (ICO) provides in-depth information about personal data, including definitions and considerations for anonymisation, within the scope of the [UK General Data Protection Regulation](#) and the [Data Protection Act 2018](#).

Personal data

Personal data is defined by the UK General Data Protection Regulation (UK GDPR) and the Data Protection Act 2018. In essence, personal data is information that relates to an identified or identifiable natural person, be it directly or indirectly, taking into account other information derived from published sources.



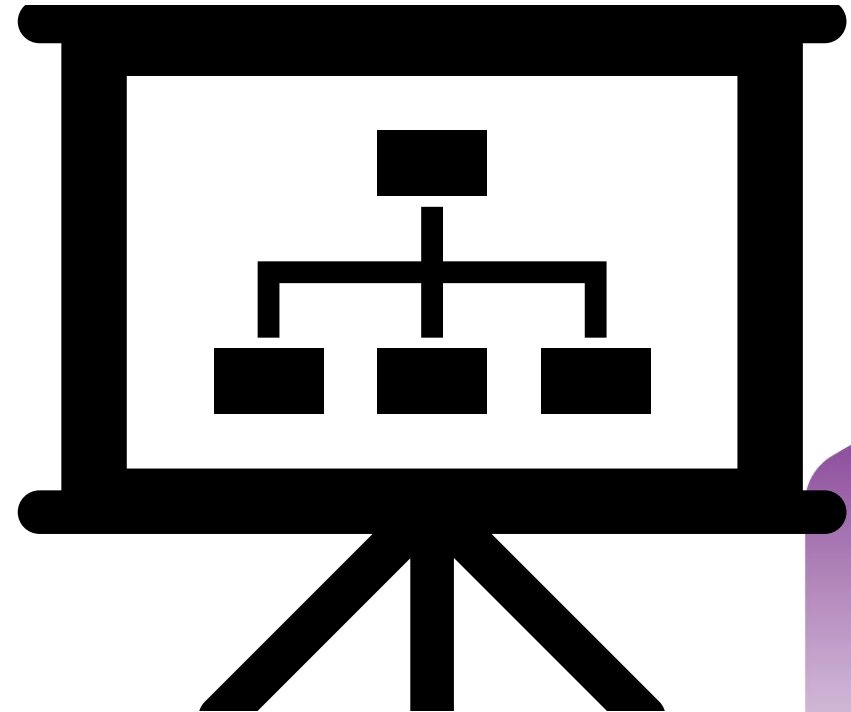
Special category data

Special category data, also sometimes referred to as sensitive personal data, are defined in Article 9 (1) of the UK GDPR. These data require additional attention and protection due to their sensitivity. Special category data consists of data revealing racial or ethnic origin, political opinions, religious or philosophical beliefs, trade union membership, genetic data, biometric data to uniquely identify a natural person, data concerning health, a person's sex life or sexual orientation.



Personal information

Personal information is defined by the Statistics and Registration Service Act 2007 as information that relates to and identifies an individual (including a body corporate). Personal information, compared to personal data, takes into consideration corporate bodies.



Consent and participant communication

It is important to differentiate between **consent from a legal view** and **consent from an ethical view**.

Consent can be used as one of the legal basis for processing personal data. However, the most common basis for research conducted with personal data in the UK are:

- **Public task** (for all public bodies/authorities (i.e. organisations that process data while carrying out tasks in the public interest for example NHS / HSC, Universities, UKRI, etc).
- **Legitimate interest** (for all non-public bodies for example charities, commercial companies, etc).

Informed consent from an ethical perspective must always be considered no matter what legal basis for processing data is applied.

Access levels: UK Data Service example

Access Options



OPEN

Suitable for data that are not classified as personal data or personal information and with no residual risk of disclosure or where consent to share personal data as collected is in place.



SAFEGUARDED

Suitable for data that are not classified as personal data or personal information, and where the risk of identification is considered sufficiently remote; also referred to as effectively anonymised data as per ICO guidance.



CONTROLLED

Suitable for data classified as personal data or personal information and data that are particularly sensitive, commercially or otherwise. Access is facilitated through the [Five Safes Framework](#).

Types of identifiers

Based on the **personal data** and **personal information** definitions an individual or a body corporate can be identified either **directly** or **indirectly**, hence identifiers are classified as either direct or indirect.

Direct identifiers

Information that directly identifies data subjects.

Indirect identifiers

Information that in combination, may uniquely identify data subjects. It can potentially be linked to other sources of data (such as the electoral register).

Menti – direct identifiers

Bring the power of
Mentimeter to
PowerPoint



Seamlessly embed your favorite Menti slide without changing windows.



Edit and more on Mentimeter.com and sync in real-time.



Log in to use
Mentimeter

Work email

Your password

Log in

[Forgot password](#) [Log in with SSO](#)



Don't have an account? [Sign up](#)


Menti – indirect identifiers

Join at menti.com | use code 5264 5595

Please give us some examples of indirect identifiers

inspiration **fast** bold
creative
leader focus
transpiration

→ Show correct answer



Menti
Intro_to_anon_core_wor...

Choose a slide to present

- What are the most common indirect identifiers about consumers?
- What is the most common type of data source used?
- How would you rate your understanding of integration?
- How do you rate your understanding of the data?

Types of identifiers

Direct identifiers

Information that directly identifies data subjects.

Examples: name, address, National Insurance number, NHS number, IP address, email address

Indirect identifiers

Information that in combination, may uniquely identify data subjects. It can potentially be linked to other sources of data (such as the electoral register).
Examples: sex, age, region, occupation, income, ethnicity, religious affiliation

De-identification and anonymisation

De-identification of data

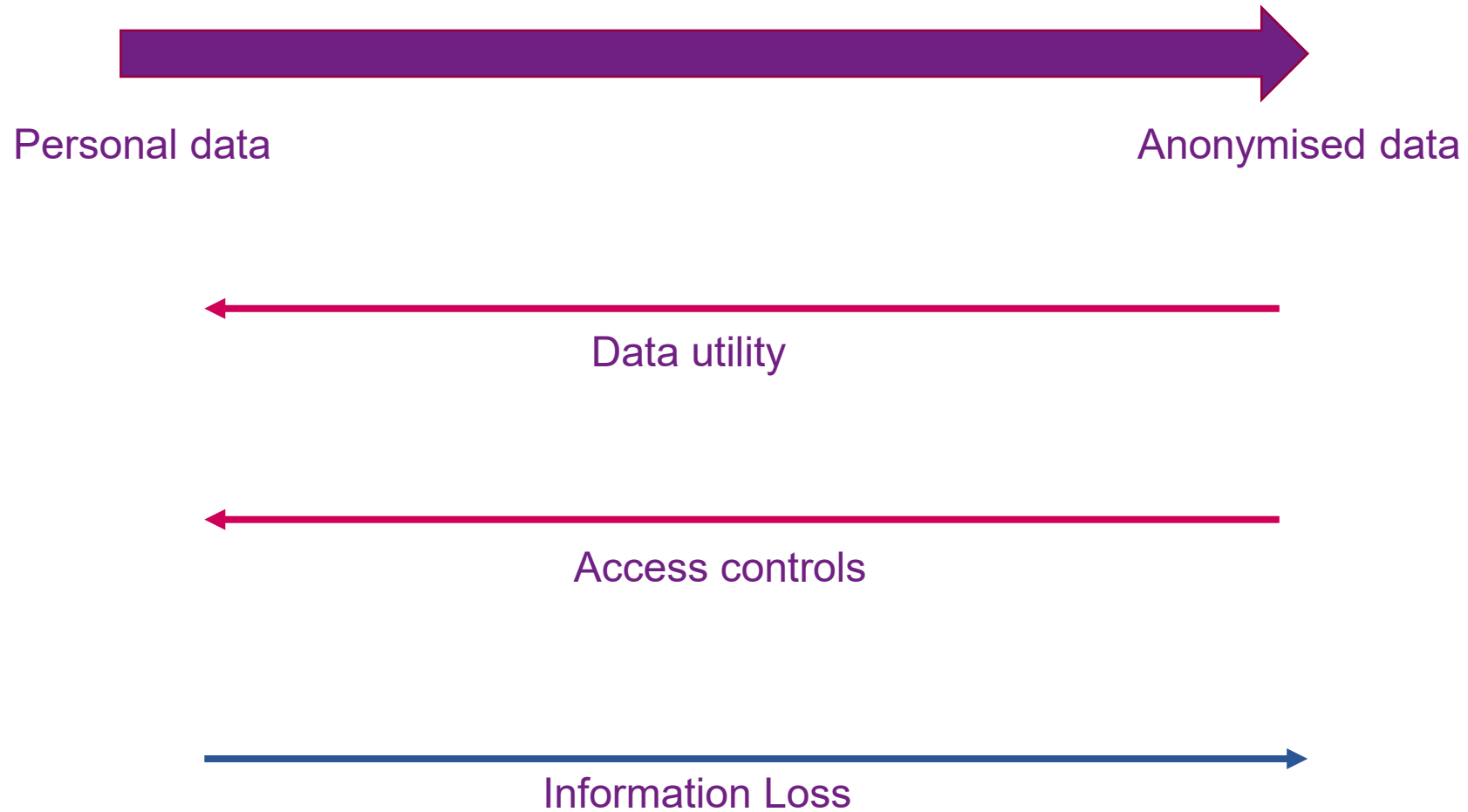
... refers to the process of removing or masking direct identifiers. This means that any identifiers that might directly lead to the re-identification of data subjects such as their names and their addresses are either replaced by pseudonyms (fake names), codes or removed.

Note: where only de-identification is applied data remains identifiable, hence data protection legislation applies to any additional processing of the data.

Anonymisation

... refers to the process of ensuring that the risk of identifying a data subject is negligible. This usually involves more than de-identification and often requires that data be further altered or masked, generally by treating indirect identifiers.

Information, Access, and Utility



Effective anonymisation

The [ICO provides guidance](#) on determining whether information qualifies as personal data or anonymous information, affecting the applicability of data protection laws. The assessment involves careful consideration of the risk of identifiability and the factors influencing it.

Data can be classified into several categories based on how identifiable individuals are.

- **Directly identifiable data:** personal data.
- **Indirectly identifiable data:** personal data, if the risk of identifiability is not sufficiently low.
- **Data unlikely to be identifiable:** risk of identifying an individual is considered sufficiently low.
- **Data that is impossible to identify:** genuinely anonymous information.

Source: [ICO \(2025\) What is the “spectrum of identifiability”?](#)



Anonymisation in practice

Personal
data

- Anna Thomson (she/her), 45, went to her chemotherapy treatment on 5 April 2020, at Bakersfield Hospital

- Charlie (she/her), 45, went to her chemotherapy treatment in April 2020, at Bakersfield Hospital

- Charlie (she/her), 45, went to her chemotherapy treatment in April 2020, at a hospital in Oxfordshire

Anonymised

- Charlie, 45-54, went to her chemotherapy treatment in 2020, at a hospital in England

Indirect identifiers - context matters

When planning anonymisation the selection of indirect identifiers must be considered in relation to the subject of your data and the sample characteristics.

We need to balance data utility against potential information loss and consider how access controls can be used.

Indirect identifiers – age

Age / date of birth information <ul style="list-style-type: none">• Possible formats:• Full date of birth• Day of birth• Month of birth• Year of birth• Age (single year)• Age (in months)• Age (banded)	<p>Single year of age is often considered one of the most important demographic information present in data.</p> <p>Always consider that anonymisation techniques can render some numeric analyses impossible, for example calculating the mean.</p> <p>Anonymisation of other variables in the file may make more detailed age variables such as year and month of birth less disclosive.</p>
----------------------------------------------------------------------------------------------------------------------------------------------------------------------------------------------------------------------------------------------------------------------------------------------	------------------------------------------------------------------------------------------------------------------------------------------------------------------------------------------------------------------------------------------------------------------------------------------------------------------------------------------------------------------------------------------------

Indirect identifiers – education

<p>Education information</p> <ul style="list-style-type: none">• Highest level of education• Field of study• Duration of study• Type of institution	<p>Like any other indirect identifiers care must be taken when detailed information is provided. This detailed information could be unique or only applicable to a small number of people in the population.</p> <p>This type of information, especially when used in combination with other information that has been collected and is made available, could lead to re-identification of a participant.</p> <p>Where possible education information should be <u>categorised using a coding frame</u>. The usefulness of the information for secondary analysis should be considered with multiple versions of appropriate access made available where needed.</p> <p>For example, <u>educational attainment or qualification level</u> might be more useful than specific institutional information.</p> <p>The <u>ONS Census 2021 ‘Highest level of qualification’</u> codes should be considered.</p>
-----------------------------------------------------------------------------------------------------------------------------------------------------------------------------------------------------	------------------------------------------------------------------------------------------------------------------------------------------------------------------------------------------------------------------------------------------------------------------------------------------------------------------------------------------------------------------------------------------------------------------------------------------------------------------------------------------------------------------------------------------------------------------------------------------------------------------------------------------------------------------------------------------------------------------------------------------------------------------------------------------------------------------------------------------------------------------------------------------------------------------------------------------

Indirect identifiers – employment

Employment information <ul style="list-style-type: none">• Occupation classification• Job role/title• Type of work• Employment sector• Industry sector• Employment type	<p>Employment information is very similar to education information and the same considerations must be taken – where very detailed information is made available unique information or information only applicable to a small number of people in the population.</p> <p>Unique job titles may result very easily in identification, either in isolation or when combined with other information.</p> <p>It is recommended that employment <u>information is categorised and coded.</u></p> <p>For example, the SOC2010, SOC2020 or NS-SEC coding frames can be used. Depending on the data and what other information is available responses at more detailed levels of these schemas may also need aggregation.</p>
-------------------------------------------------------------------------------------------------------------------------------------------------------------------------------------------------------------------------------------------	------------------------------------------------------------------------------------------------------------------------------------------------------------------------------------------------------------------------------------------------------------------------------------------------------------------------------------------------------------------------------------------------------------------------------------------------------------------------------------------------------------------------------------------------------------------------------------------------------------------------------------------------------------------------------------------------------------------------------------------------------------------------------

Indirect identifiers – income

<p>Income and other financial information</p> <ul style="list-style-type: none">• Income in pounds• Income (range)• Savings in pounds• Savings (range)• Debt in pounds• Debt (range)	<p>Income and other financial information can lead to re-identification especially if <u>unique outlying values</u> are presented.</p> <p>For example, isolated cases of a <u>very high or low</u> income or other financial sums – for example, a large lottery win recorded as unearned income - may present an increased disclosure risk when analysed alongside other information available in the data plus other publicly-available information (some lottery wins are well-publicised).</p> <p>Financial information needs to be carefully checked and ensure the level of detail provided does not compromise the identify of participants.</p> <p>Similar to the age, some statistical analyses where individual numbers are required, will not be possible, so data usability should always be considered.</p>
--------------------------------------------------------------------------------------------------------------------------------------------------------------------------------------------------------------------------------------------------------	--------------------------------------------------------------------------------------------------------------------------------------------------------------------------------------------------------------------------------------------------------------------------------------------------------------------------------------------------------------------------------------------------------------------------------------------------------------------------------------------------------------------------------------------------------------------------------------------------------------------------------------------------------------------------------------------------------------------------------------------------------------------------------------------------------------------------

Indirect identifiers – geographical information

Geographic information <ul style="list-style-type: none">• Countries• Regions• County• Town• Local authority• Health area• Postcode sector• Postcode district• Full postcode• Grid references• Latitude and longitude	<p>Geographical or spatial variables present in the data should be considered carefully.</p> <p>Detailed, low level geographic variables will exponentially increase the ability to identify participants.</p> <p>Always consider the <u>characteristics of the study</u>, the <u>sample size</u> and the <u>individual data</u> you are anonymising.</p> <p>For example, in a politics-related study, low-level political geographies are of key importance for secondary analysis. Further anonymisation can be applied to other indirect identifiers.</p> <p>It is advisable that for any geographical information <u>more detailed than regions</u> for <u>stringent access control</u> to be considered.</p>
--------------------------------------------------------------------------------------------------------------------------------------------------------------------------------------------------------------------------------------------------------------------------------------------------------------------------------------	------------------------------------------------------------------------------------------------------------------------------------------------------------------------------------------------------------------------------------------------------------------------------------------------------------------------------------------------------------------------------------------------------------------------------------------------------------------------------------------------------------------------------------------------------------------------------------------------------------------------------------------------------------------------------------------------------------------------------------------------------

Indirect identifiers – dates of life events

<p>Dates of life events information</p> <ul style="list-style-type: none">• Date of marriage• Date of adoption• Date of divorce• Date of death• Date of treatment• Date of court appearance	<p>Similar to date of birth information, exact dates of life events may increase the risk of potential identification. Paying careful attention to life events is especially important as some of this information is also available in open sources that can be used to identify a participant.</p> <p><u>Reducing exact dates to month and year</u> might remove enough detail when considering other information available. In other cases, reducing the exact dates to <u>year only</u> might be needed.</p> <p>As always it is important to assess how important the information is for secondary research. Changes will decrease <u>data usability</u> so increased <u>access conditions</u> should be considered for more <u>granular information</u>.</p>
---------------------------------------------------------------------------------------------------------------------------------------------------------------------------------------------------------------------------------------------------------------	------------------------------------------------------------------------------------------------------------------------------------------------------------------------------------------------------------------------------------------------------------------------------------------------------------------------------------------------------------------------------------------------------------------------------------------------------------------------------------------------------------------------------------------------------------------------------------------------------------------------------------------------------------------------------------------------------------------------------------------------------------------------------------------------------

Indirect identifiers – ethnicity, national identity and religion

Ethnicity, national identity and religion information

- Ethnic group
- National identity
- Religious affiliation

Detailed information about ethnicity, national identity or religious affiliation can be potentially problematic when again used in combination with other variables.

Detailed responses often include unique cases.

Using a standard coding frame is helpful and the ONS provides some guidance on this complex area. [Measuring equality: A guide for the collection and classification of ethnic group, national identity and religion data in the UK](#)

Similar to other indirect identifiers the context of data sharing and usage for secondary research must be carefully considered. **Stricter access control** can be utilised to provide **more detailed information**.

Indirect identifiers – sensitive information

Sensitive information <ul style="list-style-type: none">• racial or ethnic origin• political opinions• religious or philosophical beliefs• trade union membership• genetic data• biometric data• information concerning health• information concerning a person's sex life• sexual orientation	<p>Data should always be checked for sensitive information (special category data).</p> <p>Some information may include details that could be potentially harmful, if a respondent is identified, such as an unusual or sensitive health condition or status, or details of illegal behaviour. Some sensitive data will be Special Category data under UK GDPR and these variables should be considered alongside all other indirect identifiers in the dataset in case a disclosure risk is identified.</p> <p>They may <u>need to be edited</u>, but, if doing so would compromise the usability of the data, <u>stringent access restriction</u> should be considered.</p>
---------------------------------------------------------------------------------------------------------------------------------------------------------------------------------------------------------------------------------------------------------------------------------------------------------------------------------------------------------------------------------------------	---------------------------------------------------------------------------------------------------------------------------------------------------------------------------------------------------------------------------------------------------------------------------------------------------------------------------------------------------------------------------------------------------------------------------------------------------------------------------------------------------------------------------------------------------------------------------------------------------------------------------------------------------------------------------------------------

Combination of information

When anonymising data the combination of information, the data utility and the access to the information must always be considered.

We are not simply editing one piece of information in isolation but considering the entire context.



Data anonymisation steps

3 Steps

1

Find and assess identifiers

2

Implement anonymisation techniques

3

Review the data and re-assess any remaining disclosure risk



Intruder testing

Intruder testing involves using individuals described as ‘friendly intruders’ to try and see if they are able to re-identify anyone in the dataset. These intruders should have some background knowledge of the data similar to that of a typical user. However, they do not need to be specialist hackers with the capability of employing advanced data exploration techniques. (ONS, 2024)


Not intended as a replacement for theoretical disclosure risk metrics, but as a tool to be used alongside more traditional methods.

(Office for National Statistics ‘Guidance on intruder testing’:
www.ons.gov.uk/methodology/methodologytopicsandstatisticalconcepts/disclosurecontrol/guidanceonintrudertesting#why-and-when-is-it-necessary)

Menti – effectively anonymised

Join at menti.com | use code 5264 5595


Which of the following examples is effectively anonymised data?



0 ✓
Data where the risk of re-identification is negligible

0 ✗
Password protected data

→ Show correct answer



Mentimeter

Menti

Intro_to_anon_core_wor...

Choose a slide to present

- What is the most common type of data you would use to create a profile?
- What is the most common type of data you would use to create a profile?
- How confident are you in your understanding of anonymisation?
- Please give a score to each of the following...

Anonymisation techniques for numerical data



Anonymisation techniques for numerical data

Before making changes to data, remember that any changes should be made alongside data-sharing plans.

Future research needs and access levels will dictate the level of anonymisation needed and **avoid under- or over-anonymisation**.

Consider how the data are going to be shared and the legal and ethical controls in place. This will influence the appropriate level of detail required to mitigate disclosure risk present in the data.

Non-perturbative and perturbative techniques.

The most common anonymisation methods for numerical data include:

recoding, banding, top/bottom coding, generalisation.

Recoding or categorisation

We use this method to reduce the number of distinct categories or values of a variable, thus reducing disclosure risk.

Example:

Ethnicity
Black (Caribbean)
White (Irish)
Black (African)
Asian (Pakistani)
White (Scottish)
Black
White



Ethnicity
Black
White
Black
Asian
White
Black
White

Banding or binning

Banding, also known as binning or grouping, is an effective anonymisation technique commonly applied to continuous variables like age or income. It involves categorising these variables into broader ranges or bands.

Example:

Income (£)
88,599
21,478
9,996
51,299
120,987
197,000
27,998



Income (£)
75,000 – 99,000
10,000 – 24,999
Less than 9,999
50,000 – 74,999
100,000 or more
100,000 or more
25,000 – 49,000

Top/bottom coding

By top/bottom coding, the goal is to reduce disclosure risk added by small counts in the tails of a distribution.

Example:

Age		Age
27		27
118		80+
89		80+
56		56
48		48
31		31
57		57

Generalisation

Survey data might contain free-text responses that increase the disclosure risk. To reduce the risk of disclosure you can generalise the meaning of a detailed text variable by replacing the potential disclosive information. This is a common anonymisation technique for transcript data which we will discuss shortly.

Example:

Original Detailed Response: "I am responsible for leading the cybersecurity initiatives, specifically focusing on blockchain technology security and data encryption techniques."

Generalised Text or Coded Response: "Involved in IT security and data protection."

Considerations and anonymisation techniques for qualitative data



Considerations for anonymising qualitative data

Qualitative data pose particular challenges regarding anonymisation.

Considerations need to be given to the level of anonymity required to meet the needs agreed upon during the informed consent process.

Removing/redacting too much information reduces the value and integrity of the data.



Removing/redacting too little information might lead to potential identification of respondents.

Anonymising transcript data – techniques

Direct identifiers → use pseudonyms

- Direct identifiers should be disguised by allocating pseudonyms, or **fake names/details, which should be consistent throughout the project**, including in publications, while avoiding identifiers that could still hint at participants. Update all files, including transcripts, summaries, and metadata.

Indirect identifiers → categorise and generalise

- When anonymising transcript data, it is crucial to handle indirect identifiers (pieces of information that, while not directly revealing an individual's identity, can potentially be combined with other data to lead to the identification of a person) with care. Categorisation and generalisation are useful tools.

Anonymising transcript data – techniques (continued)

Indirect identifiers – categorise and generalise (continued)

- **Categorisation** serves as an effective strategy to preserve the utility of data while better-preserving privacy. By grouping similar data into categories, researchers can maintain essential analytical value without exposing specific details. For instance, ages within the text can be classified into ranges such as [20-25] years, [26-30] years, etc., rather than making available exact ages. Similarly, occupations can be categorised based on an international standard classification, allowing for a broader but still meaningful analysis.
- **Generalisation** is another technique where specific details are replaced with broader concepts. This approach can apply to various data types, including geographical locations, where specific places might be generalised to regions or countries. For example, generalising from "living in a small village near the town of Blackburn in Lancashire." to "living in a rural area in the North West of England".

Anonymising transcript data – best practice

Anonymisation plans

- Anonymisation plans outline the strategy in place for protecting participants' identities. They should outline what characteristics are automatically de-identified and what other potentially disclosive information to look out for.

Use find-and-replace

- Use find-and-replace tools to ensure all text is updated, accounting for variations in capitalisation, punctuation, and pluralisation. Utilize advanced search options like wildcards (? for single characters, * for multiple) to catch all permutations.

Identify changes with brackets

- Identify replacements in text clearly. A common way to highlight this is with [square brackets] or XML tags (e.g. <anonsec>anonymised text<anonsec>). [Transcription guidelines](#) should document which annotations denote changes in the text.

In practice: example anonymisation

Ex 1. Health and Social Consequences of the Foot and Mouth Disease Epidemic in North Cumbria, 2001-2003 (study 5407 in UK Data Archive collection) by M. Mort, Lancaster University, Institute for Health Research.

Date of Interview: 21/02/02

Interview with **Lucas Roberts**, DEFRA field officer

Date of birth: **2 May** 1965

Gender: Male

Occupation: Frontline worker

Location: **Plumpton**, North Cumbria

Lucas was living at home with his parents, "but I'm hoping to move out soon" so we met at his parents' small neat house. We sat in a very comfortable sitting room with an open fire and **Lucas** made me coffee and offered shortbread. Although at first **Lucas** seemed a little nervous, quick to speech and very watchful he seemed to relax as we spoke and to forget about the tape.

I will just start by asking you to tell me a little bit about yourself and your background.

Well it is an agricultural background. I grew up on the farm where my brother is now. After I left school I did work on the farm but went to college and did exams, did land use recreation, sort of countryside/ environmental management course. So I obviously left agriculture, did the course and came back [to the farm] at weekends.

Comment [v1]: Replace: Ken

Comment [v2]: delete

Comment [v3]: delete

Comment [v4]: Replace: Ken

Comment [v5]: Replace: Ken

Comment [v6]: Replace: Ken

Case Study:


Pioneers of Social Research (SN 6226)

- Contains 43 life story interviews with well-known social researchers.
- Interview topics covered events and details that could be easily cross-referenced for disclosure (e.g. publications or specific research projects).
- Data sharing was facilitated with clear consent to archive personal data, and discussions with participants were highly informed (not least because the participants were researchers themselves).
- We still anonymised when we felt it was ethically necessary.

Considerations for image and audio data

- Person's image and voice is also their personal data, regardless of whether they are in a public or private space
 - This includes ethnographic work.
- The best strategy for processing, storing and sharing image data is to do so with consent
- Where anonymisation is necessary:
 - Where possible, advise participants to avoid wearing/saying anything which directly identifies them
 - Be aware of identifying context (e.g. tattoos, jewellery, identifiable background, etc.)
 - Use software which works locally on your computer (e.g. not Youtube Studio)
 - Where possible, do user testing to check that any blurring/modifications cannot be undone through re-sharpening.

Menti – transcript data



Join at menti.com | use code 5264 5595

Which of the following techniques are appropriate for anonymising transcript data?

0 × Replace direct identifiers with pseudonyms

0 × Categorisation of indirect identifier

0 × Generalisation of indirect identifiers

0 ✓ All options

Show correct answer

Mentimeter

Menti

Intro_to_anon_core_wor...

Choose a slide to present

What are the main risks for participants and what about consent?

What is the most common type of data source used?

How confident are you in your understanding of consent?

Please give a thumbs up or down for this slide

Menti – continuous variables

Join at menti.com | use code 5264 5595

What is an effective anonymisation technique commonly applied to continuous variables?






→ Show correct answer


0 ✓

0 ✗

banding

generalisation





cu

Menti

Intro_to_anon_core_wor...

Choose a slide to present

What is the most widely used statistical method for anonymising data?

What is the most common type of data used in research?


How confident are you about your understanding of anonymisation?


Please give us some feedback on this slide


Menti – data sharing and protecting participants


Join at menti.com | use code 5264 5595

When considering data sharing what are the main approaches to ensuring participants are protected?




0 

0 

0 

Anonymisation Access control All three

→ Show correct answer



Menti

Intro_to_anon_core_wor...

Choose a slide to present

What are the main approaches to ensuring data protection?

What is the most common type of data security risk?

How would you rate your understanding of data protection?

Please give a thumbs up or down for this slide

Further Resources

- UKDS anonymising data learning hub webpages
<https://ukdataservice.ac.uk/learning-hub/research-data-management/#anonymisation>
- UKDS de-identifying and anonymising transcript data interactive crash course
https://trainingmodules.ukdataservice.ac.uk/transcript_anonymisation/
- UKDS into de-identifying and anonymising numerical data interactive crash course http://trainingmodules.ukdataservice.ac.uk/quant_anonymisation/#/
- ONS Policy for social survey microdata
www.ons.gov.uk/methodology/methodologytopicsandstatisticalconcepts/disclosurecontrol/policyforsocialsurveymicrodata
- CESSDA Data Management Expert Guide dmeg.cessda.eu/Data-Management-Expert-Guide/5.-Protect/Anonymisation

Useful semi-automated tools

- [sdcMicro](#) – R package (free) – has a user-friendly interface so minimal coding skills needed.
- [QAMyData](#) - UK Data Service developed a free (GitHub) easy-to-use open source tool, that provides a health check for numeric data. The tool uses automated methods to detect and report on some of the most common problems in survey or numeric data, such as missingness, duplication, outliers and direct identifiers.
- [ARX](#) - a comprehensive open-source software for anonymizing sensitive personal data. It supports a wide variety of (1) privacy and risk models, (2) methods for transforming data and (3) methods for analysing the usefulness of output data.
- [μ-Argus](#) – developed by Statistics Netherlands; [User Manual](#)
- [QuailAnon](#) – open-source tool developed by QualiService
- [Text anonymisation helper tool](#) – Word Macro for transcript data developed by the UK Data Service
- [Microsoft Presidio](#) – open-source Python and Docker API using RegEX, NER, ML to locate identifiers and de-identify and anonymise qualitative data

Anonymisation and AI



Anonymisation of personal data is data processing, therefore subject to UK GDPR and DPA.

Key legal obligations: lawful basis for processing, purpose limitation, data minimisation and security.

Appropriate technical and organisational measures must be in place for the storage of data.

Maintain detailed records of risk assessments (e.g. DPIAs) and anonymisation process.

AI systems could potentially reconstruct or infer identities from anonymised data – consider the three-prong approach to data sharing.

Menti – confidence now

Join at menti.com | use code 5264 5595

Mentimeter

How confident are you *now* in your understanding of anonymisation?

0 Slightly confident 0 Moderately confident 0 Confident 0 Very confident

→ Show correct answer

Menti

Intro_to_anon_core_wor...

Choose a slide to present

What is the most common type of data you want to protect?

What is the most common type of data you want to protect?

How confident are you in your understanding of anonymisation?

Please give us some examples of the data you want to protect.

Data (Use and Access) Act 2025 (DUAA)

- Expands and clarifies what counts as “scientific, historical and statistical research”
- Allows broader consent models (including “broad consent”)
- Introduces a new lawful basis for “recognised legitimate interests”.
- ICO continues to emphasise “effective anonymisation”.

Updates are available through the ICO: <https://ico.org.uk/about-the-ico/what-we-do/legislation-we-cover/data-use-and-access-act-2025/the-data-use-and-access-act-2025-what-does-it-mean-for-organisations/>

Get connected

[UK Data Service](#)

[Jisc mail group](#)

[UKDataService BlueSky](#)

[UK Data Service LinkedIn](#)

[@UKDataService X \(Twitter\)](#)

[UK Data Service YouTube channel](#)

The slides will be available on the event page in due course.
You can catch up on the recording on our YouTube channel.

Thank you.

datasharing@ukdataservice.ac.uk