

# An introduction to the UK Data Service

5 March 2024



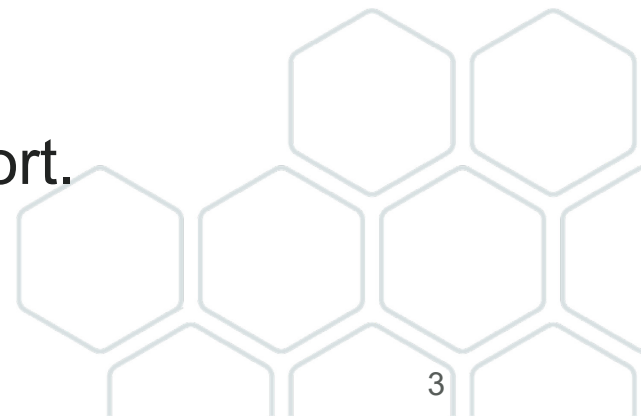
# Overview of the session

- Who are we?
- What is secondary data?
- What types of data do we hold?
- Useful resources.
- Questions?



# What is the UK Data Service?

- Long-term access to high quality Social Science data since 1967.
- Funded by the UKRI and ESRC.
- Comprehensive learning resources, support, training, and guidance.
- Experts in Safe Research.
- Data curation, digital preservation, data access and user support.



# Data impact blog

The current focus of the [data impact blog](#) is:

- Poverty in data.
- Housing and homelessness in data.
- Mental health in data.
  
- We hope to encourage debate.
- Share innovation and best practice.
- Inform with news, events, and the latest data-driven impactful research and policy making.



# UK Data Service website

The screenshot shows the UK Data Service website homepage. At the top left is the logo, which consists of a stylized 'U' made of colorful vertical bars followed by the text 'UK Data Service'. To the right of the logo is a search bar with a magnifying glass icon and the text 'Site search'. Further right is a yellow 'Login' button with a user icon. Below these elements is a purple navigation bar with white text for the following categories: 'Find data', 'Deposit data', 'Learning Hub', 'Training and events', 'About', 'News', 'Impact', 'Help', and 'Contact'. The main content area features a large background image of a busy pedestrian walkway by a river. Overlaid on this image is the heading 'Welcome to the UK Data Service' in white. Below the heading is a paragraph: 'Trusted access and training to use the UK's largest collection of economic, population and social research data for teaching, learning and public benefit.' At the bottom of this section is another search bar with the text 'Search our data catalogue' and a yellow 'Search' button.

## Latest highlights



[October 2023 UK Data Service newsletter](#)



[UK Data Service receives new ESRC investment of £37.5m, funding research infrastructure to 2030](#)



[Research into experiences of ethnic minorities in the UK used to improve lives](#)



# Who is it for?

- Academic researchers and students.
- Government analysts.
- Charities and foundations.
- Business consultants and data analysts.
- Independent research centres and think tanks.
- Independent researchers.



# What is secondary analysis and why do it?

- Data is collected in many ways: surveys, interviews, administrative records, business records, and censuses.
- Primary collection can be time-consuming, expensive, and requires expertise.
- Re-analysis of existing data that has already been collected.
- Usually free, large range of sources, representative, robust, and transparent.



# Sources of data

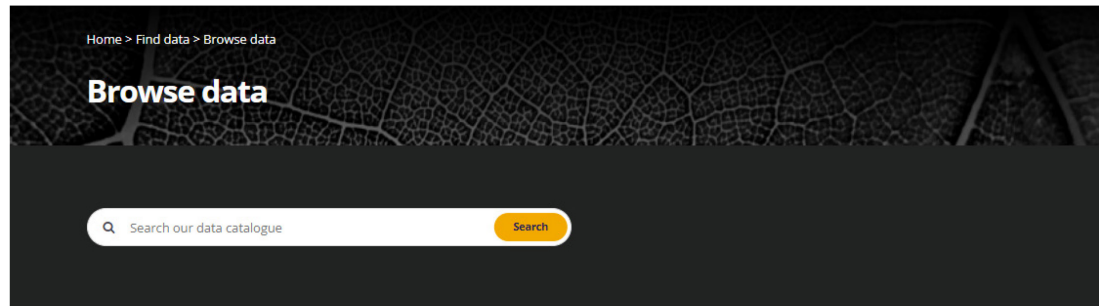
- National statistical authorities.
- UK government departments.
- Intergovernmental organisations.
- Research institutes.
- Individual researchers.





# What kind of data is in our catalogue?

- Our catalogue contains over 9,200 datasets.



## Browse by theme




# Types of data

Survey microdata	International macrodata	Census	Qualitative/Mixed Methods
Major UK Surveys:  Cross-national Surveys  Longitudinal Studies	Multi-national aggregate databanks and survey data	Aggregate data for 1971- 2011  Microdata for 1991-2011  Flow data  Boundary data	Range of multimedia qualitative data sources  Mix of qualitative and quantitative data

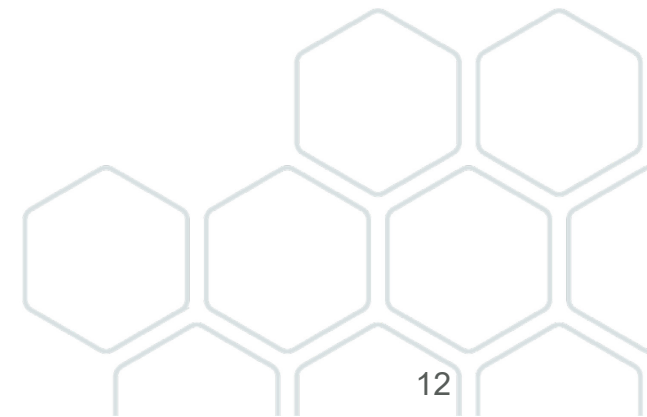

# Survey Microdata

- Anonymised individual or household level data.
- Large sample sizes.
- Nationally-representative.
- SPSS, Stata, or R.
- Flexible.



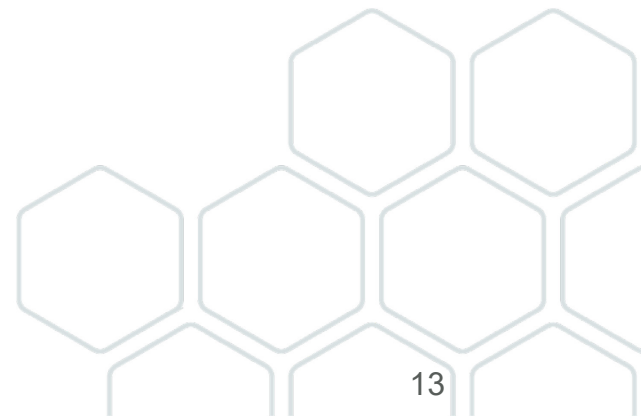

# UK Survey Microdata

- High-quality data.
- Nationally representative at the UK level
- Large sample size.
- Cross-sectional.
- Longitudinal:
  - Cohort.
  - Panel.




# Survey microdata example: Cross-sectional surveys

- Data for a single point in time.
- Many UK surveys are repeated cross-sectional.
- The same information asked each time.
- Can be used to compare trends over time.




# Key data: Cross-sectional surveys

- Crime Survey for England and Wales (1982-)
  - Information about levels of crime, public attitudes to crime, and other related issues.
  - Asks people about crimes they have experienced in the last year.
  - An important alternative to police records.
- British Social Attitudes Survey (1983 -)
  - Runs annually.
  - Measure of public views on a range of topics such as work, equalities, welfare, health, and how the country is run.



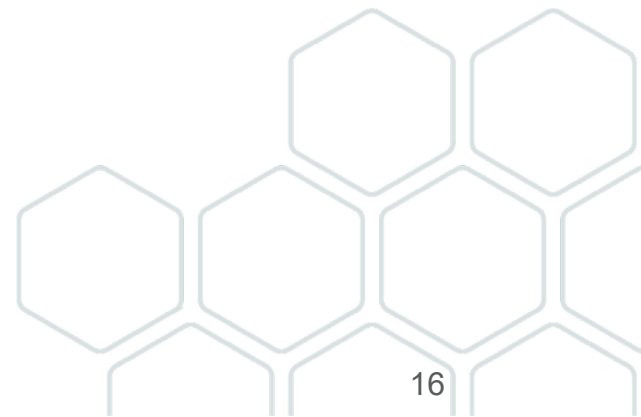
# Crime Survey for England and Wales

- Repeated cross-sectional survey.
- Adults aged 16+.
- 10-15 year-olds (since 2009).
- Victim of crime or antisocial behaviour in the previous 12 months.
- Questions also cover demographic and other information e.g. attitudes to police.



# Longitudinal data: Panel and cohort data


- Similar to cross-sectional survey - **large, nationally representative** studies.
- One key difference – it follows the **same individuals or households over time**.
- Change at individual level over time.
- Two main types – panel and cohort.





# Panel studies

- Measurements are called 'waves'.
- Random sample of individuals.
- Frequency of 'waves' depends on study design.
- Questionnaires core content remains the same, but additional questions can be asked.



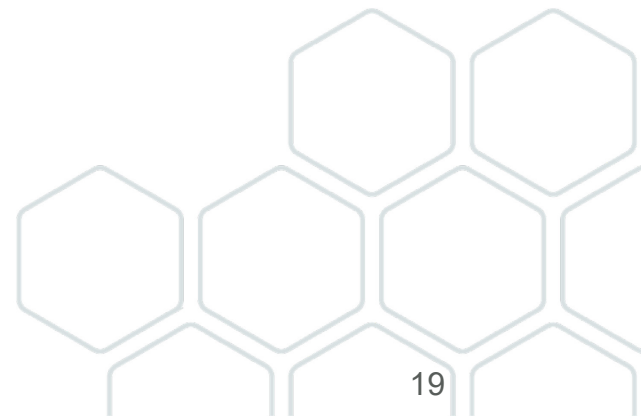
# Understanding Society

- Data collected from all household members.
- 40,000 households, around 100,000 individual interviews.
- Ethnic minority boost sample.
- Biomarker data.
- Consents to administrative data linkage.
- Topics include: employment, family networks, religion, ethnicity, health, environmental behaviours, and parenting and childcare.



# Cohort studies

- Measurements are called 'sweeps'.
- Individuals with a common event.
- Questionnaire content is age-specific.
- Tend to focus on health, social, and economic circumstances.



# Birth cohort studies example



- National Child Development Study (1958-)
  - 17,415 people in England, Scotland, and Wale.
  - Development, economics, family, health, and attitudes.
  - Valuable data on socioeconomic circumstances, health adversity, and social mobility.
  - Also an important resources in the study of genetics.
- Other examples include British Cohort Study (1970-).
- The Millennium Cohort Study (2000-).



# Cross-national surveys

- Allow comparisons across different countries.
- Topics include: education and income, working conditions, poverty.

Examples in our catalogue include:

- European Working Conditions Survey.
- European Quality of Life Survey.
- Young Lives: an International Study of Childhood Poverty.
- Young Lives: School Survey.
- European Values Study.
- National Youth Social Action Survey.



# International Macrodata

- Time series data aggregated to country/region.
- Regularly updated.
- International governmental organisations.
- Various access conditions.



# International Macrodata themes

Databanks cover topics such as:

- Economic performance and development.
- Trade, industry, and markets.
- Employment.
- Demography, migration, and health.
- Governance.



# International Macrodata: Tools

- [International Aggregate Data from the UK Data Service](#)



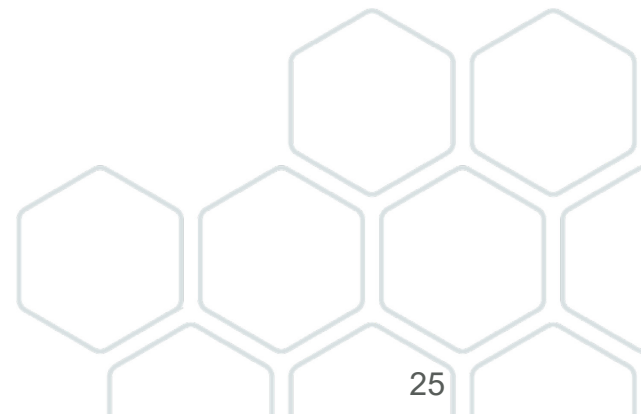
*We recommend using Mozilla Firefox with this tool*

- Hosts hundreds of economic and social datasets provided by the World Bank, OECD, International Monetary Fund, United Nations, and International Energy Agency.
- View by data provider.
- Extract the information you require.
- User guides and video tutorials available - [Accessing, exploring and visualising international data](#).



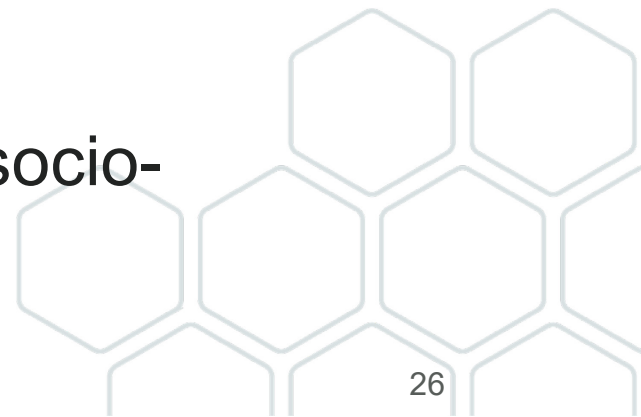
# UK Census Data

- Census 2021 was released in July 2022 - designed to be 'digital first' (75% of population completed online questionnaire).
- First to include sexual orientation and gender identity questions.
- Used as baseline for other statistics. Different data have different access requirements.
- There are 4 kinds of census data available from the UKDS:
  - Aggregate.
  - Boundary.
  - Flow.
  - Microdata.



# Census Aggregate Data

- Counts of individuals, households, or families with particular characteristics (or combinations of characteristics) in specific geographic areas or zones.
- For example: numbers of people who are aged over 50 and are unemployed within each of the wards in the district of Greater Manchester.
- Characteristics include a wide range of demographics or socio-economic themes.



# Census tools- InFuse

UK Data Service  
Census Support



## InFuse: 2011 Census data



Steps: **1** 2 3 4

[Start Again](#)

### Topics

[+ Show Guidance](#)

#### Filters

[Clear filters](#)

Showing 90 topic combinations

Page 1 of 6

[First](#) < 1 | 2 | 3 > [Last](#)

#### Topics

- Accommodation type
- Adult lifestage (alternative adult definition)
- Adults in household, number of
- Age
- Age of arrival in the UK
- Age of children
- Age of household reference person
- Age of schoolchildren and

• Accommodation type

• Age  
• Dependent children  
• Family status  
• Sex

• Age  
• Economic activity  
• Industry

• Age  
• Economic activity

[Select](#)

[Select](#)

[Select](#)

[Select](#)

• Accommodation type  
• Usual resident population

• Age  
• Economic activity  
• Hours worked  
• Sex

• Age  
• Economic activity  
• Occupation  
• Sex

• Age  
• Qualification, highest level of

[InFuse Home](#)



*We recommend using Mozilla Firefox with this tool*



# Census tools: Boundary data



We recommend using Mozilla Firefox with this tool

**Easy Download**  
**Boundary Data Selector**  
**Postcode Directory**  
**Postcode Data Selector**

What and Where?    Format

For help with using the Boundary Data Selector interface, see:  
**How to use Boundary Data Selector**

Select:

Country  Geography  Dates  **Find**

Boundaries

Area(s) of Interest:

List Areas  
Expand Selection  
Previous List

<b>Search Summary:</b>	
<b>Data Format:</b>	SHAPE
<b>Archive Method:</b>	Zip

**Extract Boundary Data**

Youtube Video:  
[How to download boundary data](#)

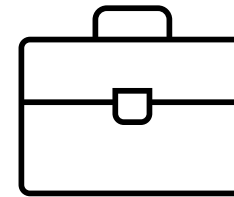


# Census Flow data

- Flows of people between places – there is an origin and destination.
- Two main types: commuting and migration.
- Data available through the [WICID tool](#).

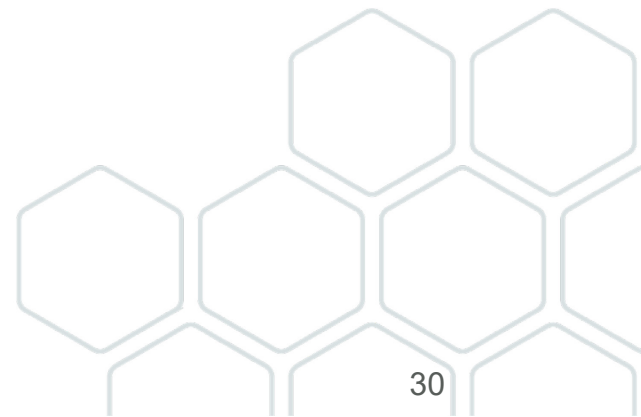


*We recommend using Mozilla Firefox with this tool*



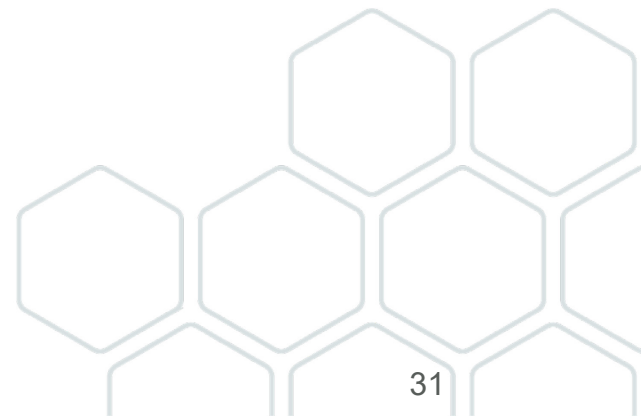
# Census Microdata

- Anonymised individual level records.
- Flexible.
- Samples of 1% – 5%.
- Lots of topics.



# Census Microdata topics

- Demographic.
- Migration.
- Education.
- Employment.
- Family and fertility.
- Language.
- Social conditions.
- Household characteristics.
- Social class and income.
- Geographic information.



# Qualitative/Mixed Methods

- Non-numeric information, such as interview transcripts, diaries, anthropological field notes, answers to open-ended survey questions, audio-visual recordings, and images.
- Can be searched in the catalogue or accessed through [QualiBank](#).



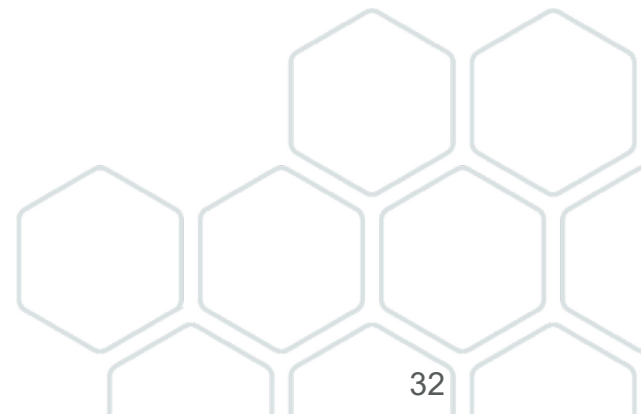
[Essay by 132](#)

SN4867 School Leavers Study, 1978

**Sex:** Female. **Age group:** 16-24. **Socio-economic status:** Not

... involved with the nursery nursery school I did child minding. W  
house. My husband retired through **ill health** and died shortly af

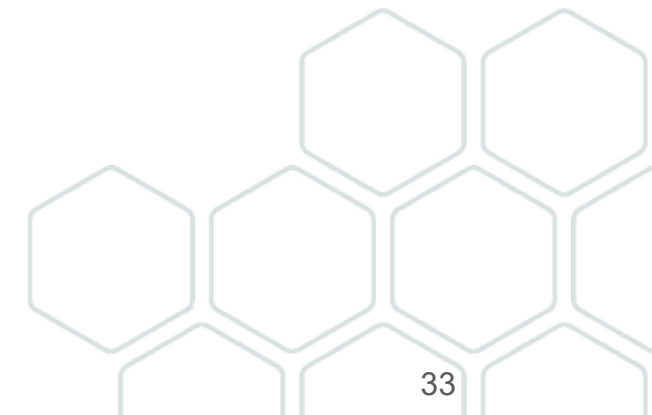
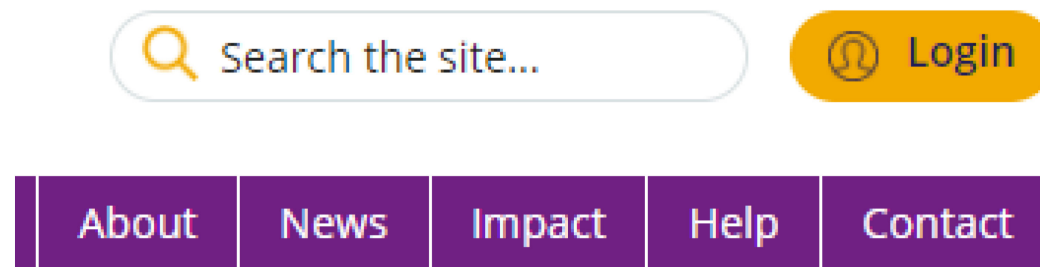
...





# Registering with the UK Data Service

- UK Higher education/Further education- [sign in through your institution.](#)
- If not, [request a username.](#)



# Registering on the website

## Login

If you are at a UK college or university, it's likely you can sign-in using your username/password for your college or university. Start typing your organisation name below:

You previously selected: [University of Essex](#)

Start typing the name of your organisation...

**Continue:** you will be redirected to your organisation's website to sign-in

My organisation is not listed.

## Registration

If you can't find your organisation in the list above you will need to [request a username](#) and then [sign-in here](#).

Requests for usernames are manually verified and can take up to 5 working days to process.

# cont... Registering on the website

My organisation is not listed, I need to request a UK Data Service username.

To request a UK Data Service username you will require a one-time code. Enter your email address below to receive a one-time code.

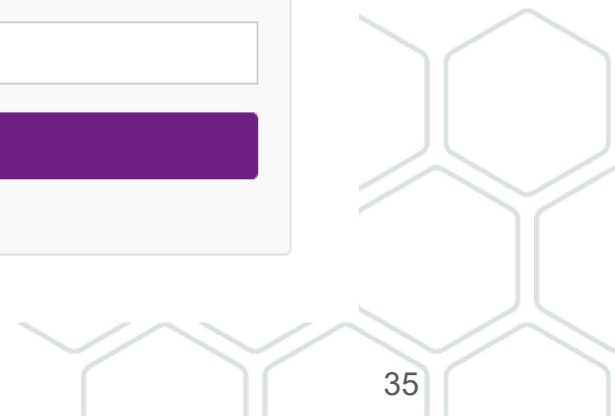
Email address: \*

Send code

Please enter the one-time code received below.

One-time code: \*

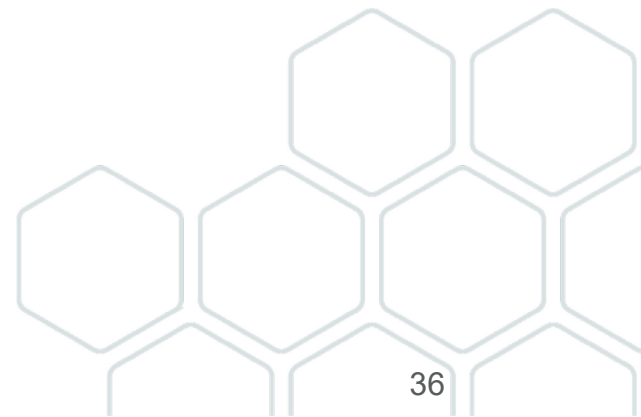
Submit



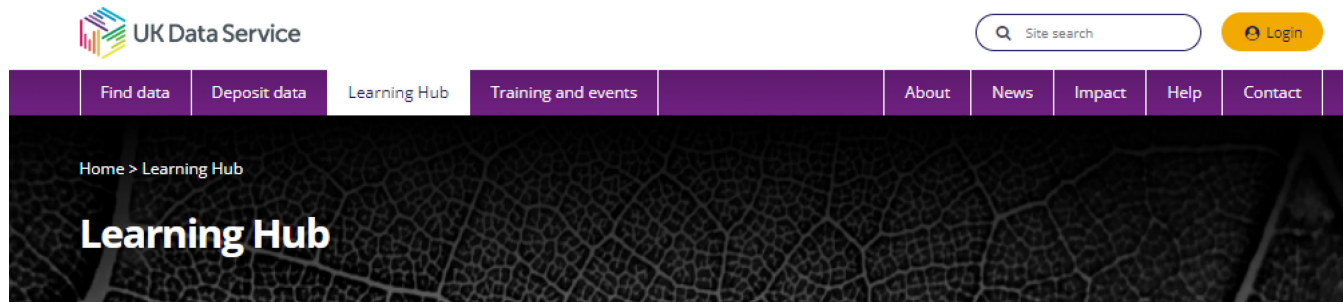
# Searching for data

Finding and accessing data from the UK Data Service workshop.

12<sup>th</sup> March 2024 – 11:00am to 12:30am.



# Resources for using data



## Enhance your data skills and teaching

### [New to using data](#)

Best practice and training for researchers new to accessing and using data in our collection. Includes advice and tools to correctly cite data; student-specific information on our Dissertation Award for undergraduates; and more.

### [Data skills modules](#)

There is a wealth of data available for reuse in research and reports. These free, interactive tutorials are designed for anyone who wants to start using secondary data. They show you how to get started with finding good quality data, understanding it and starting your analyses.

### [Students](#)

Students can access most of the UK Data Service's collection of social, economic and population data. Find resources to help you find and use our data during your studies including the UK Data Service dissertation resources.

### [Survey data](#)

Survey data, including data from long-running surveys, series and longitudinal studies, are a major part of social science research. Learn how to use survey and longitudinal data through training resources including videos, on-demand webinars and written guides.

### [International data](#)

Our international macrodata contain socio-economic time series data aggregated to a country or regional level for a range of countries over a substantial time period.

### [Qualitative data](#)

Qualitative research gives a voice to the lived experience, offering researchers a deeper insight into a topic or individuals' experiences. Qualitative data can be combined with quantitative to enhance understanding around a policy or topic in a way that quantitative data by itself often cannot.



# Help pages

- Registration
- Advice for new users
- How to get data and access information
- SecureLab
- Different types of data
- Exploring data online
- How to deposit data
- Searching for data
- General
- COVID-19
- Other data providers
- Contact helpdesks

# Helpdesk

## Help

If you are new to our service, you may find the [new user](#) page or our [FAQs](#) helpful. Press enquiries for the UK Data Service should be directed to the [Communications Team](#).

The information you supply in this form will only be used for the purposes of investigation and responding to the enquiry. You can find out more on how we process your personal data in our [privacy policy](#).

We're sorry we're taking longer than expected to get back to you. We are experiencing higher volumes of enquiries than usual but will respond as quickly as we can. Thank you for your patience.

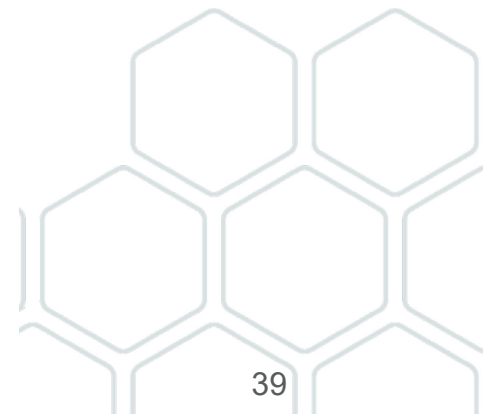
### Your details

Title:	<input type="text" value="Please select..."/>
First name: *	<input type="text"/>
Last name: *	<input type="text"/>
E-mail: *	<input type="text"/>
Telephone:	<input type="text"/>
Country of employment/study: *	<input type="text" value="Please select..."/>
Type of user: *	<input type="text" value="Please select..."/>

### Your query

What would you like to contact us about?: *	<input type="text" value="Please select..."/>
---	---

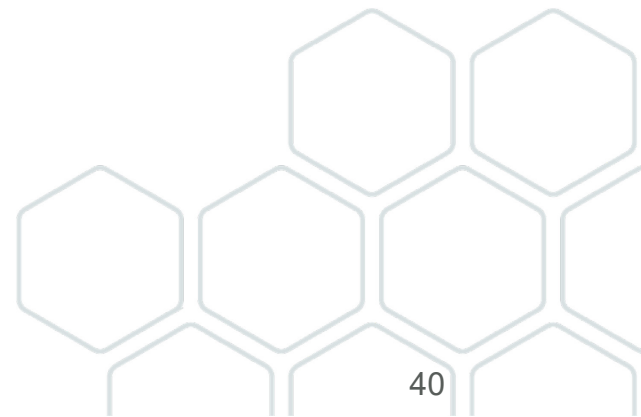
Submit



# Useful Links


We have the links mentioned in the presentation listed below:

- Youtube channel - [UK DATA SERVICE – YouTube](#)
- Data Catalogue - [UK Data Service › Studies](#)
- Help Desk [Webform](#)
- Browse Data Page – [Browse](#).






# Register for the UK Data Service



[beta.ukdataservice.ac.uk/myaccount/login](https://beta.ukdataservice.ac.uk/myaccount/login)

# UK Data Service training and events



[ukdataservice.ac.uk/training-events/](https://ukdataservice.ac.uk/training-events/)

Any questions?

# Evaluation survey

- An evaluation survey will be emailed to all attendees.
- Your feedback will help us improve future presentations.





# Thank you

[UK Data Service: Get in Touch](#)

[X \(Twitter\)](#)

[Newsletter](#)

[Data Impact Blog](#)

