

---

# Key UK and cross-national surveys

Dr Sarah King-Hele, UK Data Service

---

UK Data Service

---



---

# Today

- UK Data Service
- survey data
- documentation and tips
- demo
- questions
  - Type your questions into the questions box - I will answer them at the end



---

# What is the UK Data Service?

- a comprehensive resource funded by the ESRC
- a single point of access to a wide range of secondary social science data
- support, training and guidance



# Our main data types

## UK Surveys

- Data from individuals and households on many topics

## Cross-national surveys

- Data from individuals and household in different countries

## Longitudinal

- Major surveys following individuals over time

## International databases

- Multi-nation aggregate data

## Census

- Census data 1971-2011

## Business

- Microdata and administrative data

## Qualitative

- Range of multimedia qualitative data source

UK Data Service





Register / Login

Explore the UK's largest collection of social, economic and population data resources.

Search data

## About the UK Data Service



## Guides and resources

Dataset guides

Topic guides

Methods and software guides

Guides to exploring online

See more >



### Video tutorials

See our growing range of training videos



---

# UK Surveys

- Data about individuals or households
- Often commissioned by the Government and conducted by the ONS or NatCen
- Large sample sizes
- Nationally-representative
- Repeated cross-sectional surveys – a new sample of people every time the survey is run
- Many surveys are repeated every year



# Survey microdata

bsa10.sav [DataSet1] - IBM SPSS Statistics Data Editor

File Edit View Data Transform Analyze Graphs Utilities Add-ons Window Help

5: P2Rel2 1 Visible: 878 of 87

	Househld	RSex	RAge	P2Sex	P2Age	P2Rel3	P2
1	3	1	73	2	67	1	
2	1	2	75	0	-1	0	

bsa10.sav [DataSet1] - IBM SPSS Statistics Data Editor

File Edit View Data Transform Analyze Graphs Utilities Add-ons Window Help

5: P2Rel2 1

	Househld	RSex	RAge	P2Sex	P2Age	P2Rel3	P2Rel2	P2
1	3	Male	73	Female	67	Partner/ sp...	Partner/sp...	Part
2	1	Female	75	No further...	No further ...	No further ...	No further ...	No fu
3	3	Male	36	Female	32	Partner/ sp...	Partner/sp...	Part
4	2	Female	56	Female	32	Son/ daug...	Son/daugh...	Son/
5	2	Male	38	Female	30	Partner/ sp...	Partner/sp...	Part
6	1	Female	34	No further...	No further ...	No further ...	No further ...	No fu
7	5	Male	39	Female	36	Partner/ sp...	Partner/sp...	Part
8	2	Male	81	Female	73	Partner/ sp...	Partner/sp...	Part

# Some key topics and surveys



## Employment and work

- Labour Force Survey
- Annual Population Survey
- European Working Conditions Survey



## Health

- Health Survey for England
- Scottish Health Survey
- Diet and Nutrition surveys



## Family Finance

- Family Resources Survey
- Living Costs and Food Survey



## Crime

- Crime Survey for England and Wales
- Scottish Crime and Justice Survey



## Attitudes and opinions

- British Social Attitudes Survey
- NI Life and Times Survey
- Eurobarometer
- European and World Values Surveys



## Housing and the local environment

- English Housing Survey
- Living in Wales





---

Which do you think are collected in UK surveys?



---

# Accessing survey data

## Download

- Download datasets and documentation
- Access through a package such as SPSS, STATA or R
- Different formats: SPSS, STATA and Tab

## Online access via Nesstar

- Browse variables and metadata
- Simple data analysis
- Export tables and graphs
- Download subsets of data



# British Social Attitudes Survey

- annual measures of attitudinal movements
- complements large-scale government surveys that deal largely with facts and behaviour patterns, and party political attitudes data produced by the polls
- to monitor patterns of continuity and change, and examine the relative rates at which social attitudes change over time
- ~3,000 people interviewed most years since 1983
- 'core' questions, which are repeated in most years: background and classificatory questions
- modules on a range of social, economic, political and moral issues - some asked regularly, others less often




UK Data Service



# Poll

## Attitudes to gender roles

Support for a traditional division of gender roles has declined over time, though substantial support remains for women having the primary caring role when children are young.



UK Data Service



# Poll answer

## Attitudes to gender roles

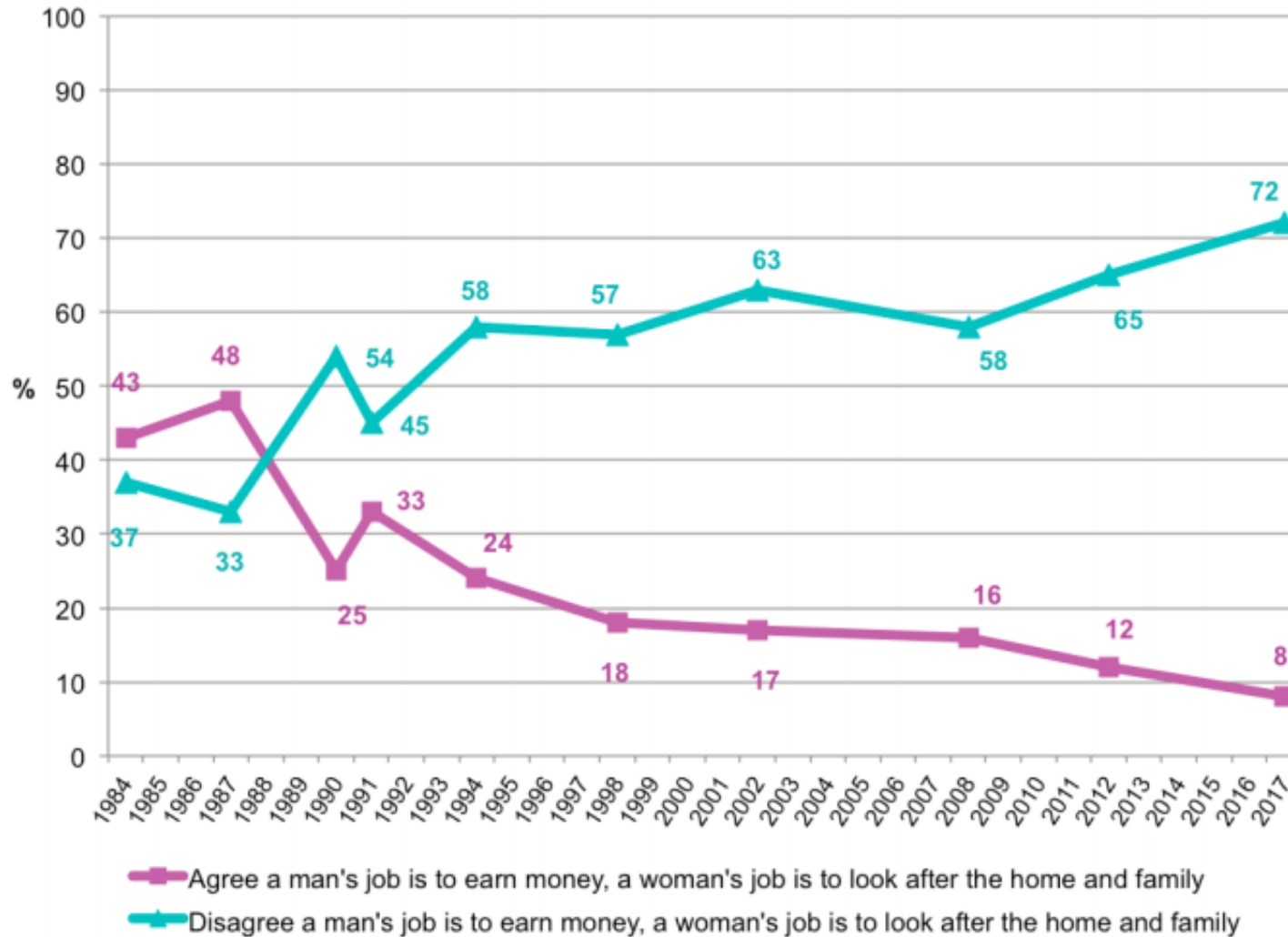
Support for a traditional division of gender roles has declined over time, though substantial support remains for women having the primary caring role when children are young.



UK Data Service



## Views on traditional gender roles, 1984-2017



UK Data Service



# Quarterly Labour Force Survey

- Key government survey about employment and the workforce
- Measures employment, unemployment and economic activity
- Plus a wide range of related topics such as occupation, training, hours of work and personal characteristics of household members aged 16 years and over
- Quarterly survey from 1992- with ~60,000 interviewed per quarter
- As well as the main survey, several sub-sample and derived datasets are also produced, including longitudinal series and a Eurostat version of the dataset

UK unemployment and employment statistics

## UK jobless rate falls to 5.6%, lowest since 2008, but pay still sluggish

Economists say fall in unemployment is still not feeding through to consumers in the form of higher wages

Katie Allen and Phillip Inman

Friday 17 April 2015 11:00 BST

< Shares 189 Comments 933

The UK employment rate is 73.4%, the highest since comparable records began in 1971. Photograph: Danry Lawson/PA

Britain's unemployment rate has dropped to its lowest level since 2008 but earnings growth has slowed, according to the final official labour market figures before the election.



---

# Health Survey for England

- General health, longstanding illness, smoking and alcohol
- core questions every wave + each year focuses on a disease or condition or population group revisited later at appropriate intervals in order to monitor change
- Annual survey, run since 1991
- Currently ~13,000 interviews a year
- The survey combines questionnaire-based answers with physical measurements and the analysis of blood sample





---

# Eurobarometer

- The longest running regular cross-national and cross-temporal opinion poll program
- Monitors social and political attitudes
- Run since early 1970s, Individual level data with face to face interviews with individuals in each of the EU countries
- More information about the series may be found on the Data Archive for the Social Sciences (GESIS) [Eurobarometer Survey Series](#) web pages
- Access to the data is via the German data archive

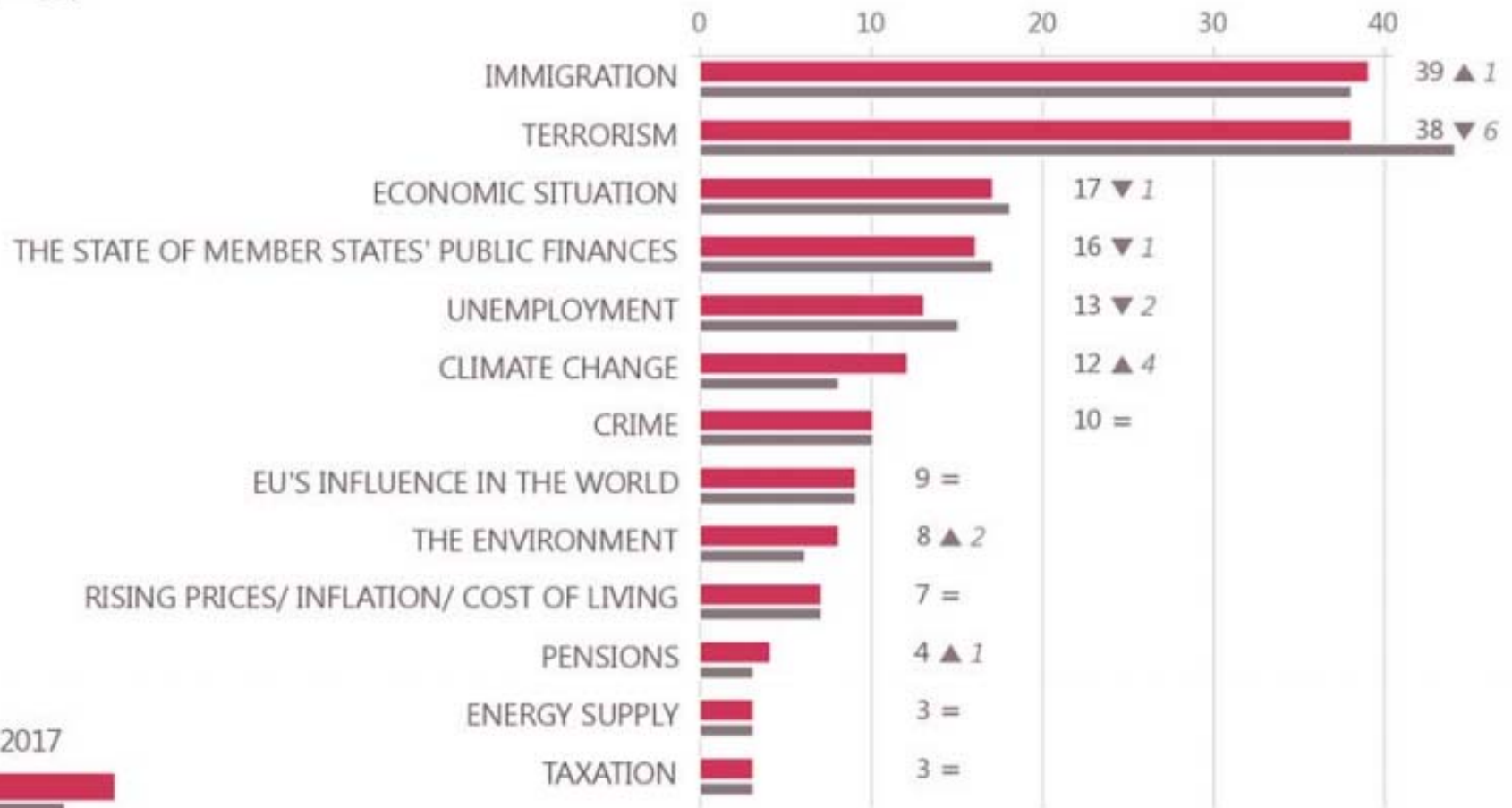


---

Which is the most important issue facing the EU, according to Eurobarometer 2017?



**QA5** What do you think are the two most important issues facing the EU at the moment?  
(% - EU)



Autumn 2017  
Spring 2017

UK Data Service



---

# Tip 1: Survey documentation

- Questionnaires, user guides, technical reports, details of derived variables
- Key to understanding the data.  
Tells you about...
  - The questions that were asked
  - Who answer the questions
  - How the survey was conducted
  - Any changes to the raw data
- Freely available on our website



---

## Tip 2: Survey weights

- Often needed with survey data
- Variables in the dataset
- Make the sample data better represent the population
- Easy to use in statistics packages
- Details will be in the survey documentation



See our guides: 'What is weighting?' , 'An introduction to using weights in social surveys (Video)' & 'How to use weights in Nesstar (Video)'



# Access conditions

Data Type	Access conditions
<b>Open access</b> <i>Small number of teaching datasets</i>	Open access
<b>End User Licence</b> <i>Most research datasets</i>	Requires registration and user name and password UK academics and students login using their institutional username and password
<b>Special Licence</b> <i>Most survey microdata with lower level geography</i>	Restricted to 'Approved Researchers' under the Statistics and Registration Act
<b>Secure access</b>	Restricted to 'Approved Researchers' and access limited through a physical or virtual environment



---

# Other resources and support

## Webinars & Workshops

- See events pages

## Guides & Video tutorials

- Topic
- Dataset
- Methods and software

## Helpdesk

- Individual support by e-mail

## Case studies

- How others used the data



---

# Website demo

- How to find survey data
- Catalogue pages: getting information about the survey
- How to view and do simple analyses with the data online using Nesstar
- How to download the data





---

# Questions

UK Data Service mailing list  
Twitter: @UKDataService  
Facebook  
Youtube: [UKDATASERVICE](#)

---

UK Data Service

---

