
Key UK and cross-national surveys

Dr Sarah King-Hele, UK Data Service



UK Data Service



Today

- UK Data Service
- survey data
- documentation and tips
- demo
- questions
 - Type your questions into the questions box - I will answer them at the end



What is the UK Data Service?

- a comprehensive resource funded by the ESRC
- a single point of access to a wide range of secondary social science data
- support, training and guidance



Our main data types

UK Surveys

- Data from individuals and households on many topics

Cross-national surveys

- Data from individuals and household in different countries

Longitudinal

- Major surveys following individuals over time

International databases

- Multi-nation aggregate data

Census

- Census data 1971-2011

Business

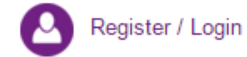
- Microdata and administrative data

Qualitative

- Range of multimedia qualitative data source

UK Data Service





Explore the UK's largest collection of social, economic and population data resources.

Search data

A magnifying glass icon inside a purple square.

About the UK Data Service



Guides and resources

Dataset guides

Topic guides

Methods and software guides

Guides to exploring online

See more >



Video tutorials

See our growing range of training videos



UK Surveys

- Data about individuals or households
- Often commissioned by the Government and conducted by the ONS or NatCen
- Large sample sizes
- Nationally-representative
- Repeated cross-sectional surveys – a new sample of people every time the survey is run
- Many surveys are repeated every year



Survey microdata

bsa10.sav [DataSet1] - IBM SPSS Statistics Data Editor

File Edit View Data Transform Analyze Graphs Utilities Add-ons Window Help

5 : P2Rel2 1 Visible: 878 of 87

	Househld	RSex	RAge	P2Sex	P2Age	P2Rel3	P2
1	3	1	73	2	67	1	
2	1	2	75	0	-1	0	

bsa10.sav [DataSet1] - IBM SPSS Statistics Data Editor

File Edit View Data Transform Analyze Graphs Utilities Add-ons Window Help

5 : P2Rel2 1

	Househld	RSex	RAge	P2Sex	P2Age	P2Rel3	P2Rel2	P2
1	3	Male	73	Female	67	Partner/ sp...	Partner/sp...	Part
2	1	Female	75	No further...	No further ...	No further ...	No further ...	No fu
3	3	Male	36	Female	32	Partner/ sp...	Partner/sp...	Part
4	2	Female	56	Female	32	Son/ daug...	Son/daugh...	Son/
5	2	Male	38	Female	30	Partner/ sp...	Partner/sp...	Part
6	1	Female	34	No further...	No further ...	No further ...	No further ...	No fu
7	5	Male	39	Female	36	Partner/ sp...	Partner/sp...	Part
8	2	Male	81	Female	73	Partner/ sp...	Partner/sp...	Part

Some key topics and surveys



Employment and work

- Labour Force Survey
- Annual Population Survey
- European Working Conditions Survey



Health

- Health Survey for England
- Scottish Health Survey
- Diet and Nutrition surveys



Family Finance

- Family Resources Survey
- Living Costs and Food Survey



Crime

- Crime Survey for England and Wales
- Scottish Crime and Justice Survey



Attitudes and opinions

- British Social Attitudes Survey
- NI Life and Times Survey
- Eurobarometer
- European and World Values Surveys



Housing and the local environment

- English Housing Survey
- Living in Wales



Accessing the data

Download

- Download datasets and documentation
- Access through a package such as SPSS, STATA or R
- Different formats: SPSS, STATA and Tab

Online access via Nesstar

- Browse variables and metadata
- Simple data analysis
- Export tables and graphs
- Download subsets of data



British Social Attitudes Survey


- annual measures of attitudinal movements
- complements large-scale government surveys that deal largely with facts and behaviour patterns, and party political attitudes data produced by the polls
- to monitor patterns of continuity and change, and examine the relative rates at which social attitudes change over time
- ~3,000 people interviewed most years since 1983
- 'core' questions, which are repeated in most years: background and classificatory questions
- modules on a range of social, economic, political and moral issues - some asked regularly, others less often



Poll

Attitudes to gender roles

Support for a traditional division of gender roles has declined over time, though substantial support remains for women having the primary caring role when children are young.



UK Data Service



Poll answer

Attitudes to gender roles

Support for a traditional division of gender roles has declined over time, though substantial support remains for women having the primary caring role when children are young.



UK Data Service



[Advice and training](#)[Guides](#)[Video tutorials](#)[Data in use](#)[Publications](#)[Citing data](#)[Secure Lab](#)[Teaching with data](#)[Student resources](#)[Secondary analysis](#)[About us](#)[Get data](#)[Use data](#)[Manage data](#)[Deposit data](#)[News and events](#)[Home](#) > [Use data](#) > [Data in use](#) > [Case Study](#)

Case study

[SHARE](#)

Religion and national identification in the UK: An exploration

Author: Ingrid Storm, University of Manchester

Date: 7 February 2013

Type of case study: Research



About the research

As a country with low levels of religious involvement as well as relatively high degrees of ethnic and religious pluralism, Britain is an interesting country in which to explore the importance of Christianity for national identity.

This study draws on the British Social Attitudes Survey to understand how different forms of national identity relate to religion, and to what extent religion is an important part of national identity in Britain today. In sample surveys, less than half of the British population identify themselves as belonging to a Christian religion, and only a minority of these are practicing their faith. Nevertheless, nearly a quarter of the population think it is important to be Christian to be truly British. The study also explores different forms of national identity and how they are related to religiosity. The findings indicate that Christianity has significance for national identity primarily as a proxy for ethnic identity.

[LOGIN](#) / [REGISTER](#)[DISCOVER UK DATA SERVICE](#)[GO](#)☐ Data☐ Website

Quarterly Labour Force Survey

- Key government survey about employment and the workforce
- Measures employment, unemployment and economic activity
- Plus a wide range of related topics such as occupation, training, hours of work and personal characteristics of household members aged 16 years and over
- Quarterly survey from 1992- with ~60,000 interviewed per quarter
- As well as the main survey, several sub-sample and derived datasets are also produced, including longitudinal series and a Eurostat version of the dataset



UK Data Service



Series

UK Data Service series record for:

Labour Force Survey

[Abstract](#) | [Access](#) | [Get started](#) | [FAQ](#) | [Related](#) | [Links](#) | [Search](#)

SERIES ABSTRACT

The Labour Force Survey (LFS), which began in 1973 as an annual survey, is a unique source of articulated information using international definitions of employment and unemployment and economic inactivity, together with a wide range of related topics such as occupation, training, hours of work and personal characteristics of household members aged 16 years and over. From March 1992, quarterly data were made available and the survey became known as the Quarterly Labour Force Survey (QLFS). As well as the main survey, several sub-sample and derived datasets are also produced, including longitudinal series and a Eurostat version of the dataset.

DATA ACCESS

- + [GN 33132 | LABOUR FORCE SURVEY, 1975-1991](#)
- + [GN 33246 | QUARTERLY LABOUR FORCE SURVEY, 1992-](#)
- + [GN 33286 | QUARTERLY LABOUR FORCE SURVEY: LOCAL AREA DATA, 1992-2006](#)
- + [GN 33298 | QUARTERLY LABOUR FORCE SURVEY HOUSEHOLD DATASETS, 1990-](#)
- + [GN 33315 | LABOUR FORCE SURVEY TWO-QUARTER LONGITUDINAL DATASETS, 1992-](#)
- + [GN 33316 | LABOUR FORCE SURVEY FIVE-QUARTER LONGITUDINAL DATASETS, 1992-](#)
- + [GN 33366 | QUARTERLY LABOUR FORCE SURVEY EUROSTAT DATASETS, 1999-](#)
- + [GN 33399 | LABOUR FORCE SURVEY ANNUAL EUROSTAT DATASETS, 1999-](#)

Service



Health Survey for England

- General health, longstanding illness, smoking and alcohol
- core questions every wave + each year focuses on a disease or condition or population group revisited later at appropriate intervals in order to monitor change
- Annual survey, run since 1991
- Currently ~13,000 interviews a year
- The survey combines questionnaire-based answers with physical measurements and the analysis of blood sample

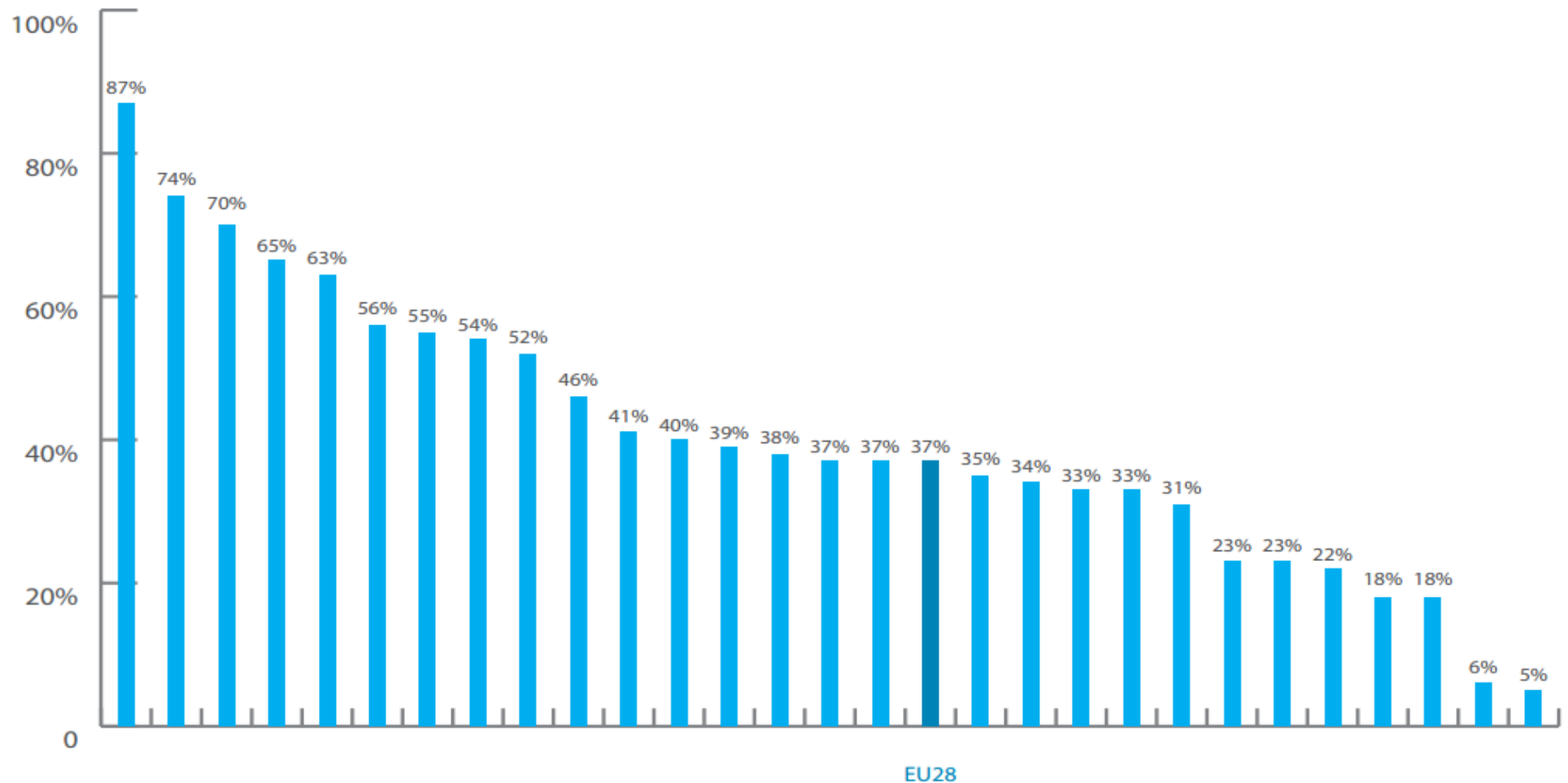


Eurobarometer

- The longest running regular cross-national and cross-temporal opinion poll program
- Monitors social and political attitudes
- Run since early 1970s, Individual level data with face to face interviews with individuals in each of the EU countries
- More information about the series may be found on the Data Archive for the Social Sciences (GESIS) [Eurobarometer Survey Series](#) web pages
- Access to the data is via the German data archive



Poll: Difficulties in paying bills at the end of the month, EU countries in 2013



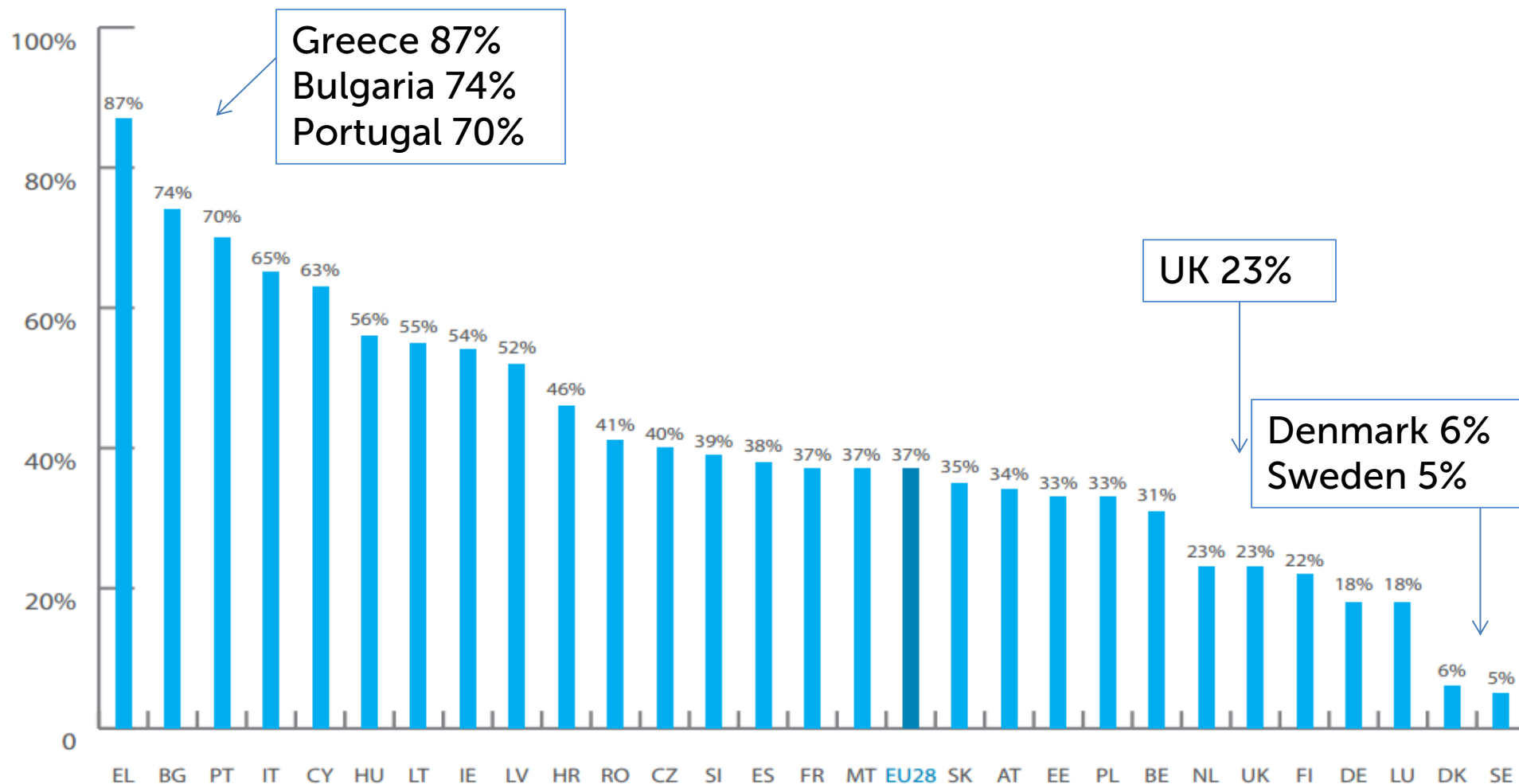
UK Data Service

Eurobarometer Almanac 2013

http://ec.europa.eu/public_opinion/topics/almanac2013_en.pdf



Poll answer: Difficulties in paying bills at the end of the month, EU countries in 2013



UK Data Service

Eurobarometer Almanac 2013

http://ec.europa.eu/public_opinion/topics/almanac2013_en.pdf



Tip 1: Survey documentation

- Questionnaires, user guides, technical reports, details of derived variables
- Key to understanding the data.
Tells you about...
 - The questions that were asked
 - Who answer the questions
 - How the survey was conducted
 - Any changes to the raw data
- Freely available on our website



Tip 2: Survey weights

- Often needed with survey data
- Variables in the dataset
- Make the sample data better represent the population
- Easy to use in statistics packages
- Details will be in the survey documentation



See our guides: 'What is weighting?' , 'An introduction to using weights in social surveys (Video)' & 'How to use weights in Nesstar (Video)'

Website demo

- How to find survey data
- Catalogue pages: getting information about the survey
- How to download the data
- How to view and do simple analyses with the data online using Nesstar



Access conditions

Data Type	Access conditions
Open access <i>Small number of teaching datasets</i>	Open access
End User Licence <i>Most research datasets</i>	Requires registration and user name and password UK academics and students login using their institutional username and password
Special Licence <i>Most survey microdata with lower level geography</i>	Restricted to 'Approved Researchers' under the Statistics and Registration Act
Secure access	Restricted to 'Approved Researchers' and access limited through a physical or virtual environment



Other resources and support

Webinars & Workshops

- See events pages

Guides & Video tutorials

- Topic
- Dataset
- Methods and software

Helpdesk

- Individual support by e-mail

Case studies

- How others used the data



Questions

UK Data Service mailing list
Twitter: @UKDataService
Facebook
Youtube: [UKDATASERVICE](#)

UK Data Service

