

Data in the Spotlight: Qualitative and Mixed Methods

Maureen Haaker
UK Data Service

26 October 2020



Overview

- What is the UK Data Service?
- Examples: qualitative & mixed data
- Finding and accessing data
- Tips, resources and help
- Questions?



What is the UK Data Service?

- A comprehensive resource funded by the ESRC
- A single point of access to a wide range of secondary social science data
- Support, training and guidance



Who is it for?

- Academic researchers and students
- Government analysts
- Charities and foundations
- Business consultants
- Independent research centres
- Think tanks

ukdataservice.ac.uk



UK Data Service

The screenshot shows the UK Data Service website homepage. At the top, there is a navigation menu with links for 'About us', 'Get data', 'Use data', 'Manage data', 'Deposit data', and 'News and events'. Below the menu is the UK Data Service logo, social media icons for LinkedIn, Facebook, and Twitter, and a 'Register / Login' button. A large dark blue banner features the text 'Explore the UK's largest collection of social, economic and population data resources.' and a search bar with a 'Search data' dropdown and a magnifying glass icon. Below the banner, there are two main sections: 'About the UK Data Service' and 'Guides and resources'. The 'About the UK Data Service' section includes a video player showing a red double-decker bus. The 'Guides and resources' section lists 'Dataset guides', 'Topic guides', 'Methods and software guides', and 'Guides to exploring online', with a 'See more' link. A 'Video tutorials' section is also present, with the text 'See our growing range of training videos'. At the bottom, a dark blue banner contains the text 'See data from all over the world' and a 'Browse our data map' button.

<http://www.ukdataservice.ac.uk>

Types of data collections

- Survey microdata
 - [Cross-sectional](#)
 - [Panel / Longitudinal](#)
- Aggregate statistics
 - [International macrodata](#)
- [Census](#) data
 - [Aggregate](#) data for 1971 -2011
 - [Microdata](#) for 1991, 2001 and 2011
- [Qualitative and mixed methods data](#)

Sources of data

- Official agencies – mainly central government
- International statistical time series
- Research institutions
- Individual academics - research grants
- Market research agencies
- Public records/historical sources

Key data – qualitative/mixed

UK Data Service

About us **Get data** Use data Manage data Deposit data News and events

Home > Get data > Key data > Qualitative and mixed methods data

Key data

Browse our most popular datasets, by data type.

UK surveys	Cross-national surveys	Longitudinal studies	International macrodata
Census data	Business microdata	Qualitative / mixed methods	Administrative data

SHARE

Qualitative data is non-numeric information, such as in-depth interview transcripts, diaries, anthropological field notes, answers to open-ended survey questions, audio-visual recordings and images. Mixed methods approaches combine qualitative data with numeric data.

- [Data Catalogue](#) of qualitative or mixed methods data
- [Case studies](#) relating to qualitative or mixed methods data

Affluent Worker in the Class Structure

The 'Affluent Worker' project was undertaken to test empirically the thesis of working class embourgeoisement. The research studied the attitudes and behaviour of high wage earners in three mass or continuous flow companies.


<http://doi.org/10.5255/UKDA-SN-4871-1>

Family Life and Work Experience Before 1918

This study comprises 537 life story interviews which were recorded in the 1970s with a cross-national sample of people born before 1918 in the UK. These interviews formed

The UK Data Service is closed from Tuesday 24 December 2019 and will re-open on Thursday 2 January 2020. Online services will run unattended during this period. Season's Greetings to all our users.

About the UK Data Service




See data from all over the world

Data types

- Census data
- International macrodata
- Longitudinal studies
- Qualitative/mixed methods**
- UK surveys

See more



Professor Michaela Benzeval
The Director of Understanding Society discusses the impact of making data available through the UK Data Service

UK Data Service

Key data – qualitative and mixed

- [Quality and capacity in inclusive research with people with learning disabilities](#) (SN851891)
- [Inter/generational dynamics](#) (SN851890)
- [Chronic Illness and Online Networking: expectations, assumptions, and everyday realities](#) (SN851964)
- [Coalitional presidentialism in comparative perspective: minority executives in multiparty systems](#) (SN852003)
- [Family Life and Work Experience Before 1918](#) (SN2000)

The Last Refuge (SN4750)

- Peter Townsend conducted a major investigation of long-stay institutional care for old people in Britain in the late 1950s.
- In-depth interviews with 67 local authority chief welfare officers and with serving staff and residents of 173 institutions.
- Photographs and field notes about the condition of the buildings and the facilities were created.
- Diaries were also kept by a number of residents and staff.



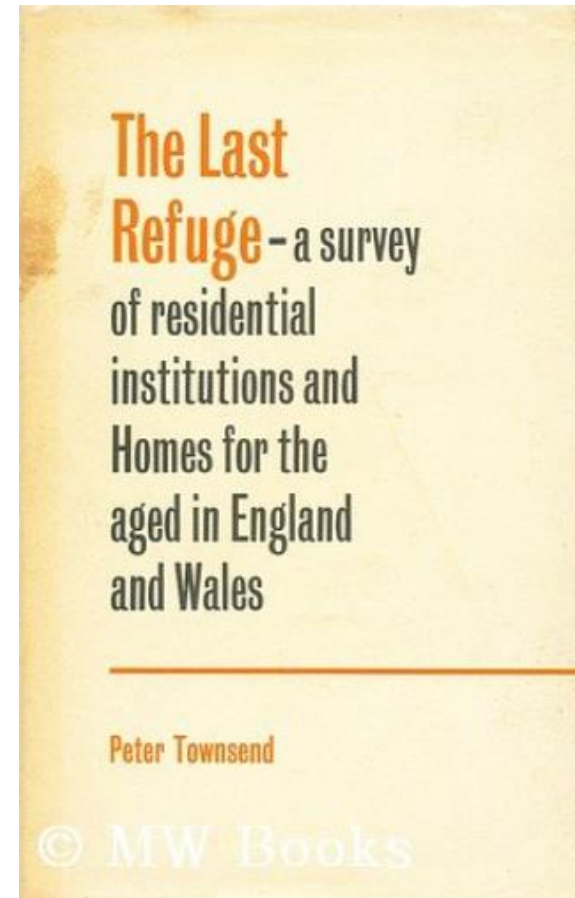
<http://discover.ukdataservice.ac.uk/catalogue/?sn=4750&type=Data%20catalogue>

'The Last Refuge' photographs



'The Last Refuge' - impact

- Pioneering use of qualitative data on old age, retirement, isolation, services, etc.
- Major policy implications by questioning whether long-stay institutions for the elderly were still needed.
- Also recommended improvements that institutions could adopt.



School Leavers Study (SN4876)

Original data – collected c. 1978

Ray Pahl

Teachers at a comprehensive school on the Isle of Sheppey were asked to set a particular essay to those pupils who were students in English lessons about ten days before they were due to leave school. The students were asked to imagine that they were nearing the end of their life, and that something had made them think back to the time when they left school. They were then asked to write an imaginary account of their life over the next 30 or 40 years.

<http://discover.ukdataservice.ac.uk/catalogue/?sn=4867&type=Data%20catalogue>



Living and Working on Sheppey

What Sheppey's young people said in 1978

141 essays (89 boys and 52 girls)

Mundane & grounded jobs.

Gradual career progression.

Periods of unemployment.

- “It was hard finding a job, I failed a few chances, but eventually got what I wanted locally, a craft apprenticeship” (Essay no.27, male)
- “I was on the dole for six months after leaving school, until I got a job in a garage” (Essay no.42, male)
- “I longed for something exciting and challenging. But yet again I had to settle for second best. I began working in a large clothes factory” (Essay no.104, female)

Living and Working on Sheppey

What Sheppey's young people said about work in 2010

110 essays (55 boys and 55 girls)

Well-paid, instantaneous jobs.

Choice but uncertainty.

Influence of celebrity culture.

- “I was 20 now living the dream I had a amazing band...I had toured the world 3 times sold 4 million records” (Essay no.30, male)
- “I arrive at my 3-bedroom luxury villa; I land my helicopter on my own heli-pad and walk inside. I grab my keys and jump in my Bentley Continental GTS.” (Essay no.40, male)
- “In my future I want to become either: a dance teacher, hairdresser, or a Professional Show Jumper/horse rider. If I do become a dancer my dream would be to dance for Beyoncé or someone really famous” (Essay no.61, female)

National Child Development Survey

- Follows lives of 17,000 people born in one week of 1958.
- Collects information on physical and educational development, economic circumstances, employment, family life, health behaviour, wellbeing, social participation and attitudes.

The screenshot shows the UK Data Service catalogue page for the National Child Development Study: Sweep 9, 2013. The page includes navigation tabs (About us, Get data, Use data, Manage data, Deposit data, News and Events), a search bar, and a sidebar with 'Discover', 'Variable and question bank', and 'QualiBank'. The main content area displays the title 'National Child Development Study: Sweep 9, 2013' with links for 'Documentation', 'Related Studies', 'Publications', 'Explore online', 'Download/Order', and 'DDI XML'. Below this is a 'TITLE DETAILS' section with the following information:

SN:	7669
Title:	National Child Development Study: Sweep 9, 2013
Alternative title:	NCDS9
Persistent identifier:	10.5255/UKDA-SN-7669-1
Series:	National Child Development Study [National Child Development Study, 1958-]
Depositor:	University of London. Institute of Education. Centre for Longitudinal Studies
Principal investigator(s):	University of London. Institute of Education. Centre for Longitudinal Studies
Data collector(s):	National Centre for Social Research
Sponsor(s):	Economic and Social Research Council
Other acknowledgements:	The Centre for Longitudinal Studies (CLS) would like to thank all the cohort members who generously gave their time to participate in this project and without whom this survey would not have been possible.

The screenshot shows the Centre for Longitudinal Studies website for the 1958 National Child Development Study. The header includes the CLS logo, navigation links (Register, Sitemap, Media, News, Events), and the ICL logo (Leading education and social research, Institute of Education, University of London). The main content area features a 'Welcome to the 1958 National Child Development Study' section with a video player showing a conversation with Jane Elliott, former Director of the Centre for Longitudinal Studies. The page also includes a sidebar with navigation links (Homepage, About CLS, 1958 National Child Development Study, History of the study, About the sample, Published work, Accessing the data, Data enhancements, Data Dictionary, Surveys and documentation, 1970 British Cohort Study, Next Steps (LSYPE), Millennium Cohort Study, Our staff, Publications and resources, CLS research, Students) and a search bar.

National Child Development Survey - qual

- In 1969, aged 11, children wrote essays about how they imagined their life would be like at age 25.
- Over 500 essays.
- Now possible to match with data on how their lives actually turned out...at 25, 45, and 55.

National Child Development Study: Sample of Essays
(Sweep 2, Age 11), 1969

Details Documentation Resources **Access data**

Details ▾

Title:	National Child Development Study: Sample of Essays (Sweep 2, Age 11), 1969
Alternative title:	NCDS2
Study number (SN):	5790
Access:	These data are safeguarded
Persistent identifier (DOI):	10.5255/UKDA-SN-5790-1
Series:	National Child Development Study
Principal investigator(s):	University of London, Institute of Education, Centre for Longitudinal Studies

SAGE journals Search all journals Advanced Search

Sociology

HOME ONLINEFIRST ALL ISSUES

Impact Factor: 1.348 | Ranking: Sociology 30 out of 138

Imagining a Gendered Future: Children's Essays from the National Child Development Study in 1969

Jane Elliott

Institute of Education, UK, j.elliott@ioe.ac.uk

Abstract

This article uses material from a large sample of 11-year-old children's essays about their imagined lives at age 25 to explore the ways in which these children constructed a gendered identity and gendered future. These essays were written in 1969 as part of the National Child Development Study. The article provides a preliminary quantitative analysis of the themes within the children's essays and how these were patterned by gender and social class. It then goes on to consider the ways in which the children used gender as a resource to establish and maintain their own narrated identities. This article, therefore, aims to go beyond a simple description of the differences in the style and content of essays written by boys and girls from different social class backgrounds to conduct analysis which adopts the spirit of recent work on the performance of gender and class.

children class essays gender identity NCDS

Data Catalogue – conducting a search

The screenshot displays the search interface for the UK Data Service. At the top, a search bar contains the term "food". Below the search bar, there are two tabs: "STUDIES (535)" and "SERIES (33)". The left sidebar contains several filter sections: "Date from:" and "Date to:" with values "440" and "2020" respectively; "Topic:" with an empty input field; "Data Type:" with "Qualitative and mixed methods data" selected; "Access:" with an empty input field; and "Country:" with "United Kingdom" selected. The main content area shows "Displaying 1 - 10 of 39 results for 'food'" and "Page 1 of 4". Below this, there are three search results, each with a title, authors, and a link to the study.

Search results for 'food':

- SN 852821 | [Consumer trust and traceability focus groups and survey](#)
Elliott, C, Queen's University Belfast | Dean, M, Queen's University Belfast
- SN 852796 | [Making provisions: Anticipation in the UK food system](#)
Donaldson, A, Newcastle University | Midgley, J, Newcastle University
Brice, J, London School of Economics and Social Science
- SN 853388 | [Enacting freshness in the UK and Portuguese agri-food sectors 2017](#)
Meah, A, University of Sheffield
- SN 853050 | [Older people's perceptions and experiences of strengths and vulnerabilities across the UK food system](#)

<https://www.ukdataservice.ac.uk/get-data>



Discover

Variable and question
bank

● QualiBank

Collection title +

Resource type +

Open / Closed +

Date +

Sex +

Age group +

Socio-
economic
status +

Region +

[About us](#)

[Get data](#)

[Use data](#)

[Manage data](#)

[Deposit data](#)

[News and events](#)

Discover > QualiBank

QualiBank

Search and browse qualitative surveys, interviews and open-ended questions.

Search our qualitative data and related resources

GO

[Reset filters](#)

[Clear search](#)

[Auto-complete](#)

[Copyright](#)

[Collections](#)

[Help](#)

Discover

Variable and question bank

QualiBank

Collection title +

Resource type +

Open / Closed +

Date +

Sex +

Age group +

Socio-economic status +

Region +

Search and browse qualitative surveys, interviews and open-ended questions.

typhoid

GO

Reset filters

Clear search

Auto-complete

Copyright

Collections

Help



Extract



Image



File



Audio

Results per page: 10

Displaying 1-10 of 20 results

1 2



Report: 1st Armoured Division Morale Report for period 1 May - 30 Sep 47

SN7465 Morale and Home Intelligence Reports, 1941-1949

... at release was joyfully received by those effected. Pre-release and resettlement courses are popular. 12. Health On the whole has very good. Amongst tps in PALESTINE there have been 8 cases of Infantile Paralysis (2 fatal; 4 cases of Typhoid (1 fatal) end a sma number...

Access this collection from DI



Report: Morale Report for the week of March 21 - March 27 1943

SN7465 Morale and Home Intelligence Reports, 1941-1949

... at the amount of rheumatic fever he has seen as well as a few cases of coronary thrombosis. There is mention made of the death c Lieutenant from typhoid fever. Under the general category of health, there is specific mention of the necessity for dental care, (File N



Discover

Variable and question
bank

● QualiBank

Create citation

[About us](#) [Get data](#) [Use data](#) [Manage data](#) [Deposit data](#) [News an](#)

Discover > QualiBank > Document

Interview with Mrs. Omison

[External resources](#) | [Collection documentation](#)

[Access thi](#)

DETAILS

Collection ID (SN): 2000
Title: [Family Life and Work Experience Before 1918, 1870-1973](#)
Principal investigator: Thompson, P., University of Essex. Department of Sociology
Lummis, T., University of Essex. Department of Sociology
Sex: Female
Age group: 75-84
Socio-economic status: Routine
Region: North West
Licence: [Creative Commons Attribution 4.0 International License](#)



[+](#) Additional metadata

INTERVIEW TRANSCRIPT

R: 149 Lee Gate, Harwood, Bolton.
I: [And your marital status? You're a widow, are you?](#)
R: Yes

R: Oh yes, that was done. The Maypole dances.

I: [Where did they have the Maypole?](#)

R: Well of course I remember St. Osyth Priory - I lived just inside St. Osyth then you see, my father and mother moved from Angers Green to - I told you about the barracks - we moved there when I was - not more than about two I suppose.

I: [And you lived on there for quite a while didn't you?](#)

R: I lived there 'til I got married. Yes.

I: [Why did they make that move?](#)

R: Well, of course they moved - lived in a house at Angers Green, I don't know who that belonged to but then of course as these barrack cottages became vacant I mean the farmer usually put his men in them you see. That was why my father moved 'cos-;

I: [It wasn't because he changed his employer?](#)

R: Oh no, the house went with the job you see.

I: [And at St. Osyth in Priory they used to have a Mayday do did they?](#)

R: Oh yes. Well they had - a lot of big do's there when I was a kid, I mean, I belonged to the Sunday school, I used to have all their treats there - their summer treats you know. And of course the woman then who had it - was a very rich woman you see those days, I mean they had about seventeen gardeners and - and seventeen or eighteen indoor staff.

RELATED RESOURCES

Related external resources

[XML TEI Transcript](#)

[XML QuDEX metadata](#)

[Web Resource: Abstract of the Edwardians book](#)

Related audio

[Audio extract from Interview with Mr. Keble](#)

[Audio extract from Interview with Mr Keble](#)

Related images

[Image relating to the Edwardians](#)

I: Did he ever look after you while your mother went out?

R: No, no. me mother never had a chance to go out. If there was anything on at the school and we took part in never could go.

Cancel

1 extract selected

RETRIEVE CITATION

Citation

A unique citation reference has been generated based on your selection.

```
Thompson, P., University of Essex. Department of Sociology, Lummis, T.,  
University of Essex. Department of Sociology: "Interview with Mrs. Omison"  
in "Family Life and Work Experience Before 1918, 1870-1973" 7, UK Data Service  
[distributor], 2009-05-12, SN:2000, Para. 186. http://dx.doi.org/10.5255/UKDA-SN-2000-1, https://discover.ukdataservice.ac.uk/QualiBank/Document/?
```

Select the text above

You can copy and paste this citation as required in your outputs. This citation includes a URL which will link directly back to this page, where the cited text will be highlighted.

Show preview of citation URL in action

Data access

- Web [access](#) to data and metadata.
- Data are freely available to anyone who registers with the UK Data Service (dependent on licence).
- Data supplied in a variety of formats
 - statistical package formats (e.g. SPSS, Stata)
 - databases and spreadsheets
 - word processed documents, PDF documents etc.

Data access

- If you are at a UK University, you can use your own institutional username and password to log in and register with the UK Data Service.
- If you are not at a UK University you will have to [apply](#) for a UK Data Archive username and password.

Accessing data - [registration](#)

- Click on the 'login' link on the UK Data Service homepage
- Click on 'login to the UK Data Service'
- Find your University (or UK Data Archive) in the list of institutions and proceed to the login page
- Enter your login details
- Complete the registration form as a new user
- Accept the End User Licence
- Use the download/order link for the dataset you wish to access and create a project description
- Download the data in your chosen format

How to download data

<http://ukdataservice.ac.uk/get-data/how-to-access/downloadorder.aspx>

Download and order	Order Special Licence data	Order ONS Special Licence data	Order data from non-UK archive	Controlled data
--------------------	----------------------------	--------------------------------	--------------------------------	-----------------

SHARE ↩

To download/order data:

1. locate the data collection you require using [Discover](#)
2. click the 'Download/Order' option for the data collection required
3. register a new use of the data, or choose from any previously registered usages
4. enter a short summary describing your intended use of the data
5. click 'Add datasets' and the selected data collection will be added to your usage
6. agree any special conditions associated with the selected datasets. These will appear in the 'Status' column
7. click 'Download' and accept the EUL reminder
8. select the download format required and the download will begin. Note that where the format option is 'Other', format guidance is usually given within the zip file name, for example, SAS

Some data collections are not available for immediate download, and you will need to order the data. To do this, check the 'Other media' box and follow the online instructions.

View our video tutorial on how to download UK survey data.



Useful tips - [Advice for new users](#)

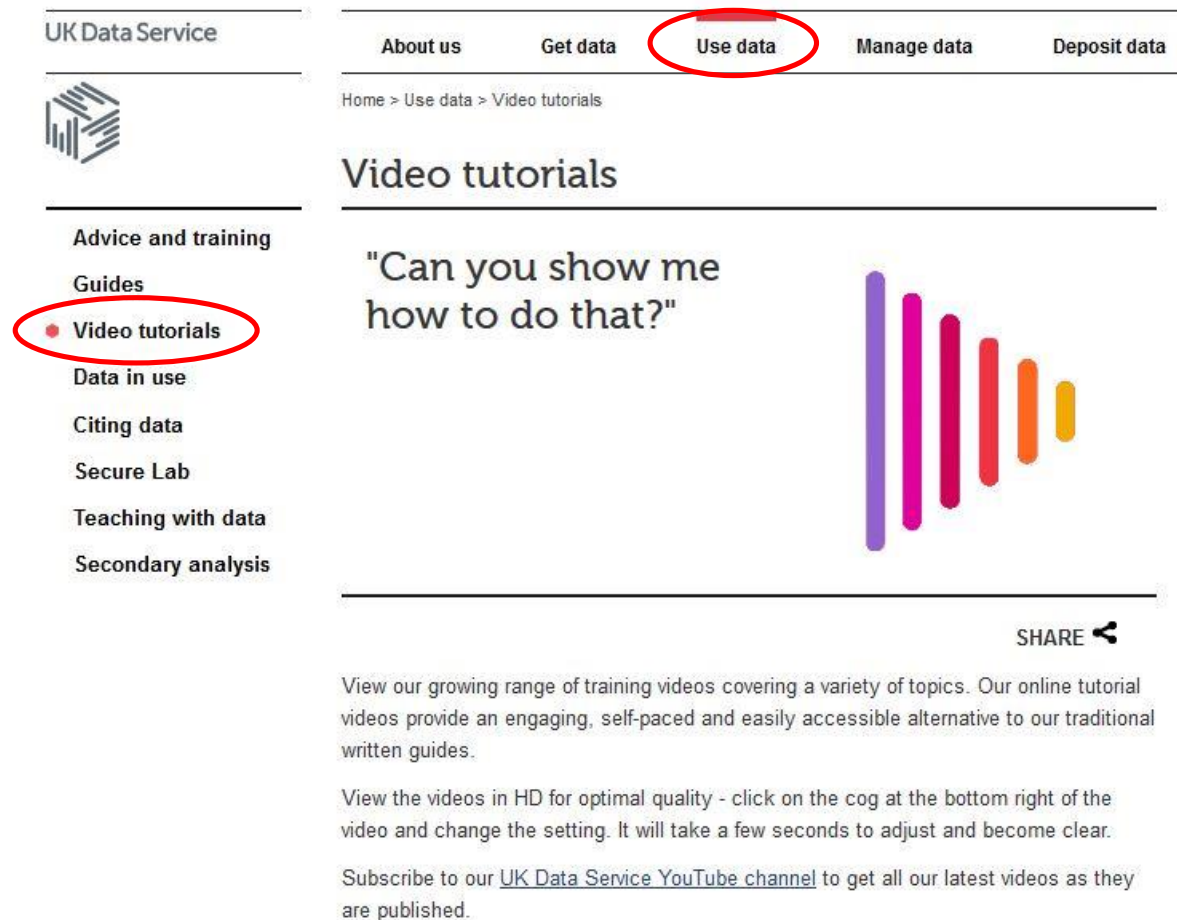
We have webpages for new users that provide information on

- how to find data with our search application – Data Catalogue
- how to register and access data
- what kinds of data we hold
- how you can get in touch

<http://ukdataservice.ac.uk/help/new-user.aspx>

Useful resources and help

- Video tutorials
 - <http://ukdataservice.ac.uk/use-data/tutorials.aspx>



The screenshot shows the UK Data Service website. The navigation menu at the top includes 'About us', 'Get data', 'Use data' (circled in red), 'Manage data', and 'Deposit data'. The breadcrumb trail reads 'Home > Use data > Video tutorials'. The main heading is 'Video tutorials'. Below the heading is a quote: '"Can you show me how to do that?"' next to a graphic of five vertical bars of decreasing height in purple, pink, red, orange, and yellow. A 'SHARE' button with a share icon is located below the quote. The main text describes the growing range of training videos and provides instructions on how to view them in HD and how to subscribe to the UK Data Service YouTube channel.

UK Data Service

About us Get data **Use data** Manage data Deposit data

Home > Use data > Video tutorials

Video tutorials

"Can you show me how to do that?"

SHARE

View our growing range of training videos covering a variety of topics. Our online tutorial videos provide an engaging, self-paced and easily accessible alternative to our traditional written guides.

View the videos in HD for optimal quality - click on the cog at the bottom right of the video and change the setting. It will take a few seconds to adjust and become clear.

Subscribe to our [UK Data Service YouTube channel](#) to get all our latest videos as they are published.

UK Data Service

Other resources

- Workshops and user meetings (check our [news and events](#) pages).
- Provide advice on research data management planning and preservation.
- Have you used our data in a publication or in the classroom? Please tell us about it. We will add your bibliographic citation to Discover and we can help to promote and demonstrate the impact of your research or teaching by featuring you in a [Case Study](#).
- Got a query? See our [help](#) pages and [FAQs](#).

Upcoming events

Webinars

- 5 Nov, 3-4pm: Data in the Spotlight: International and Time Series Databanks
- 11 Nov, 3-4pm: Data for Good: The Voluntary, Community and Social Enterprise Sector in Britain
- 12 Nov 3-4pm: Introduction to the UK Data Services
- 19 Nov, 3-4pm: Finding and Accessing Data
- 26 Nov, 3-4pm: Getting Started with Secondary Analysis
- 3 Dec, 3-4pm: Data Management Basics
- 10 Dec, 3-4pm: Depositing your Sata with ReShare

Workshops and Conferences

- 18 Nov: Geographical Data Visualisation of UK Census Data
- 24 Nov: Labour Force and Annual Populations Surveys User Conference 2020
- 1-16 Dec: Online tools for accessing and analysing census data from the UK Data Service: Census aggregate data, flow data and microdata
- 8 Dec: Crime Surveys User Conference 2020

Get connected

<http://ukdataservice.ac.uk/about-us/contact.aspx>

<https://www.jiscmail.ac.uk/cgi-bin/webadmin?A0=UKdataservice>

[@UKDataService](https://twitter.com/UKDataService)

<https://www.facebook.com/UKDataService>

<https://www.youtube.com/user/UKDATASERVICE>

Powerpoint slides will be available on our website in due course and you can catch up on the recording on our Youtube channel. Check out our Twitter for more updates.

Questions

UK Data Service
University of Essex
Wivenhoe Park
Colchester
Essex CO4 3SQ
Advice for new users

<http://ukdataservice.ac.uk/help/new-user.aspx>

FAQs

<http://ukdataservice.ac.uk/help/faq.aspx>

Reusing qualitative data

<http://ukdataservice.ac.uk/use-data/secondary-analysis/reusing-qualitative-data.aspx>

To follow UK Data Service on Twitter:
@UKDataService

