

---

# Key Data: Qualitative and Mixed Data

Maureen Haaker  
UK Data Service

8 November 2018  
Webinar

---

UK Data Service

---



---

# Can you hear us?



---

UK Data Service

---



---

# Can you hear us?

- If not:
  - check your volume and that your speaker/headset is plugged in
  - your invitation also included a phone number, you can call that to listen to this webinar
  - +44 (0) 20 7151 1875 Access Code: 844-129-159



---

# Overview

- What is the UK Data Service?
- Examples: qualitative & mixed data
- Finding and accessing data
- Tips, resources and help
- Questions?



---

# What is the UK Data Service?

- a comprehensive resource funded by the ESRC
- a single point of access to a wide range of secondary social science data
- support, training and guidance



---

# Who is it for?

- Academic researchers and students
- Government analysts
- Charities and foundations
- Business consultants
- Independent research centres
- Think tanks



# UK Data Service

The screenshot shows the UK Data Service website homepage. At the top, there is a navigation menu with links for 'About us', 'Get data', 'Use data', 'Manage data', 'Deposit data', and 'News and events'. Below the menu is the UK Data Service logo, social media icons for LinkedIn, Facebook, and Twitter, and a 'Register / Login' button. A large dark blue banner features the text 'Explore the UK's largest collection of social, economic and population data resources.' and a search bar with a 'Search data' dropdown and a magnifying glass icon. Below the banner, there are two main sections: 'About the UK Data Service' and 'Guides and resources'. The 'About the UK Data Service' section includes a video player showing a red double-decker bus. The 'Guides and resources' section lists 'Dataset guides', 'Topic guides', 'Methods and software guides', and 'Guides to exploring online', with a 'See more' link. A 'Video tutorials' section is also present, with the text 'See our growing range of training videos'. At the bottom, a dark blue banner contains the text 'See data from all over the world' and a 'Browse our data map' button.

UK Data Service

About us Get data Use data Manage data Deposit data News and events

Explore the UK's largest collection of social, economic and population data resources.

Search data

About the UK Data Service

Guides and resources

Dataset guides

Topic guides

Methods and software guides

Guides to exploring online

See more

Video tutorials

See our growing range of training videos

See data from all over the world

Browse our data map

<http://www.ukdataservice.ac.uk>

UK Data Service



---

# Types of data collections

- Survey microdata
  - [Cross-sectional](#)
  - [Panel / Longitudinal](#)
- Aggregate statistics
  - [International macrodata](#)
- [Census](#) data
  - [Aggregate](#) data for 1971 -2011
  - [Microdata](#) for 1991, 2001 and 2011
- [Qualitative and mixed methods data](#)





---

# Sources of data

- Official agencies – mainly central government
- International statistical time series
- Research institutions
- Individual academics - research grants
- Market research agencies
- Public records/historical sources



# Key data – qualitative/mixed

UK Data Service



About us

**Get data**

Use data

Manage data

Deposit data

News and Events

Home > Discover data > Key data > Qualitative and mixed methods data

## Key data

Browse our most popular datasets, by data type.

UK surveys	Cross-national surveys	Longitudinal studies	International macrodata	Census data
Business microdata	<b>Qualitative / mixed methods</b>			

SHARE

Qualitative data is non-numeric information, such as in-depth interview transcripts, diaries, anthropological field notes, answers to open-ended survey questions, audio-visual recordings and images. Mixed methods approaches combine qualitative data with numeric data.

- [Discover qualitative or mixed methods data](#)
- [Discover case studies](#) relating to qualitative or mixed methods data

### [Affluent Worker in the Class Structure](#)

The 'Affluent Worker' project was undertaken to test empirically the thesis of working class embourgeoisement. The research studied the attitudes and behaviour of high wage earners in three mass or continuous flow companies.

### [Family Life and Work Experience Before 1918](#)

LOGIN / REGISTER

DISCOVER UK DATA SERVICE

GO

Data  Website

#### About the UK Data Service



See data from all over the world

#### Data types

Census data

International macrodata

Longitudinal studies

**Qualitative/mixed methods**

UK surveys

See more



**Professor Michaela Benzeval**

The Director of Understanding Society discusses the impact of making data available through the UK Data Service



---



# Key data – qualitative and mixed

- [Quality and capacity in inclusive research with people with learning disabilities](#) (SN851891)
- [Inter/generational dynamics](#) (SN851890)
- [Chronic Illness and Online Networking: expectations, assumptions, and everyday realities](#) (SN851964)
- [Coalitional presidentialism in comparative perspective: minority executives in multiparty systems](#) (SN852003)
- [Family Life and Work Experience Before 1918](#) (SN2000)



# The Last Refuge (SN4750)

- Peter Townsend conducted a major investigation of long-stay institutional care for old people in Britain in the late 1950s.
- In-depth interviews with 67 local authority chief welfare officers and with serving staff and residents of 173 institutions.
- Photographs and field notes about the condition of the buildings and the facilities were created.
- Diaries were also kept by a number of residents and staff.
- <http://discover.ukdataservice.ac.uk/catalogue/?sn=4750&type=Data%20catalogue>

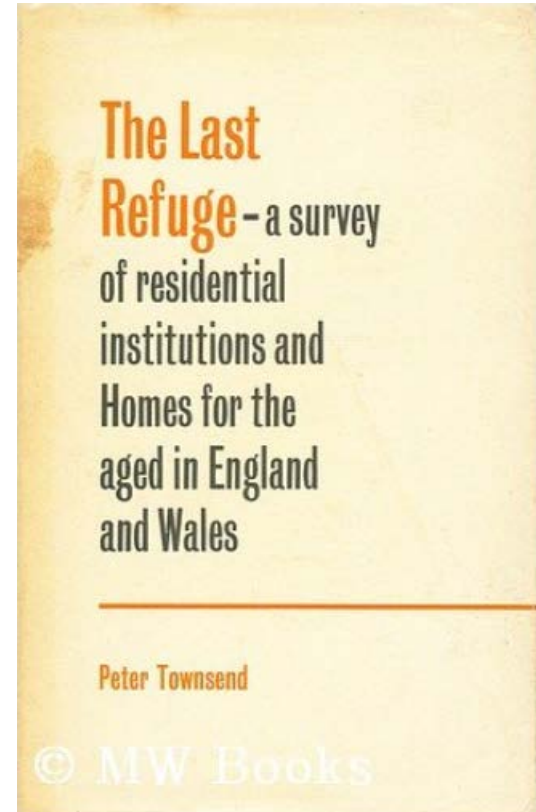


# 'The Last Refuge' photographs



# 'The Last Refuge' - impact

- Pioneering use of qualitative data on old age, retirement, isolation, services, etc.
- Major policy implications by questioning whether long-stay institutions for the elderly were still needed.
- Also recommended improvements that institutions could adopt.



# School Leavers Study (SN4876)

**Original data – collected c. 1978**

Ray Pahl

Teachers at a comprehensive school on the Isle of Sheppey were asked to set a particular essay to those pupils who were students in English lessons about ten days before they were due to leave school. The students were asked to imagine that they were nearing the end of their life, and that something had made them think back to the time when they left school. They were then asked to write an imaginary account of their life over the next 30 or 40 years.

<http://discover.ukdataservice.ac.uk/catalogue/?sn=4867&type=Data%20catalogue>



---

# Living and Working on Sheppey

## What Sheppey's young people said in 1978

141 essays (89 boys and 52 girls)

*Mundane & grounded jobs.*

*Gradual career progression.*

*Periods of unemployment.*

- “It was hard finding a job, I failed a few chances, but eventually got what I wanted locally, a craft apprenticeship” (Essay no.27, male)
- “I was on the dole for six months after leaving school, until I got a job in a garage” (Essay no.42, male)
- “I longed for something exciting and challenging. But yet again I had to settle for second best. I began working in a large clothes factory” (Essay no.104, female)





---

# Living and Working on Sheppey

## What Sheppey's young people said about work in 2010

110 essays (55 boys and 55 girls)

*Well-paid, instantaneous jobs.*


*Choice but uncertainty.*

*Influence of celebrity culture.*

- “I was 20 now living the dream I had a amazing band...I had toured the world 3 times sold 4 million records” (Essay no.30, male)
- “I arrive at my 3-bedroom luxury villa; I land my helicopter on my own heli-pad and walk inside. I grab my keys and jump in my Bentley Continental GTS.” (Essay no.40, male)
- “In my future I want to become either: a dance teacher, hairdresser, or a Professional Show Jumper/horse rider. If I do become a dancer my dream would be to dance for Beyoncé or someone really famous” (Essay no.61, female)

---

# Living and Working on Sheppey



<http://www.livingandworkingonsheppey.co.uk/>

UK Data Service



# National Child Development Survey

- Follows lives of 17,000 people born in one week of 1958.
- Collects information on physical and educational development, economic circumstances, employment, family life, health behaviour, wellbeing, social participation and attitudes.

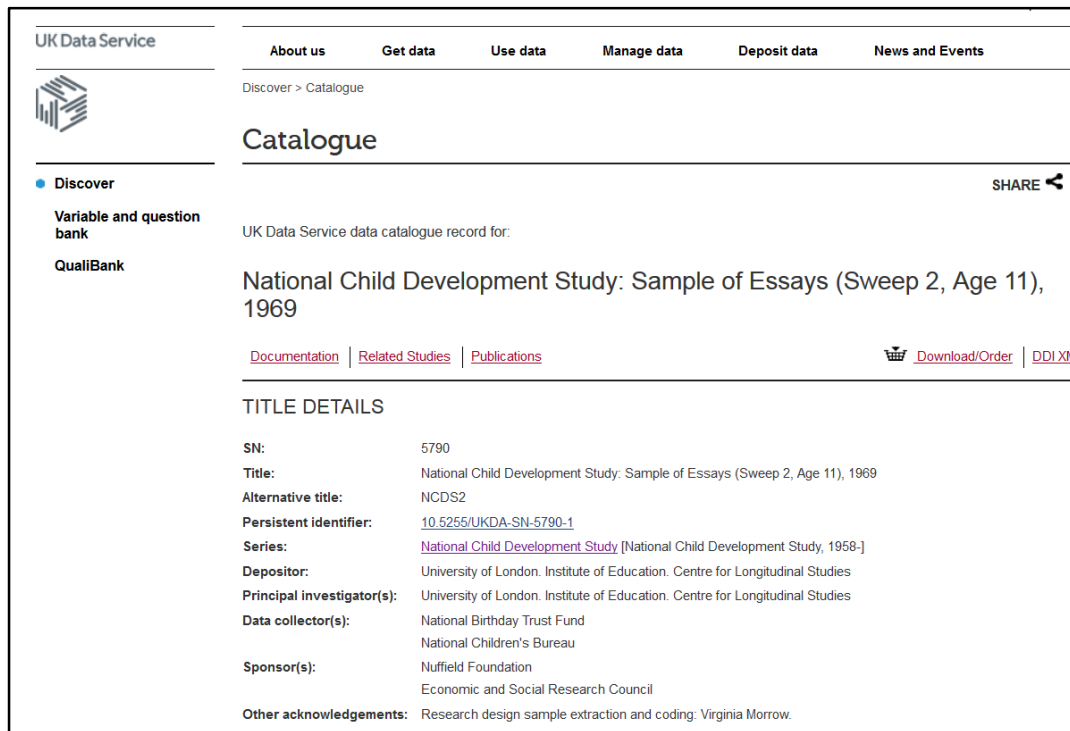
The screenshot shows the UK Data Service Catalogue page for the National Child Development Study: Sweep 9, 2013. The page includes a navigation menu with options like 'About us', 'Get data', 'Use data', 'Manage data', 'Deposit data', and 'News and Events'. The main content area displays the title 'National Child Development Study: Sweep 9, 2013' and provides 'TITLE DETAILS' such as SN: 7669, Title: National Child Development Study: Sweep 9, 2013, and Alternative title: NCDS9. It also lists the depositor, principal investigator(s), data collector(s), and sponsor(s).

The screenshot shows the homepage of the Centre for Longitudinal Studies (CLS). The header includes the CLS logo, navigation links (Register, Sitemap, Media, News, Events), and the text 'Centre for Longitudinal Studies'. Below the header, there is a search bar and a list of navigation links. The main content area features a welcome message for the 1958 National Child Development Study, a video player titled 'A conversation with Jane Elliott, former Director of the Centre for Longitudinal Studies', and a section for resources for mixed method and qualitative research.



# National Child Development Survey - qual

- In 1969, aged 11, children wrote essays about how they imagined their life would be like at age 25.
- Over 500 essays.
- Now possible to match with data on how their lives actually turned out...at 25, 45, and 55.



UK Data Service

About us Get data Use data Manage data Deposit data News and Events

Discover > Catalogue

## Catalogue

Discover

Variable and question bank

QualiBank

UK Data Service data catalogue record for:

### National Child Development Study: Sample of Essays (Sweep 2, Age 11), 1969

[Documentation](#) | [Related Studies](#) | [Publications](#) | [Download/Order](#) | [DDI XML](#)

#### TITLE DETAILS

SN:	5790
Title:	National Child Development Study: Sample of Essays (Sweep 2, Age 11), 1969
Alternative title:	NCDS2
Persistent identifier:	<a href="#">10.5255/UKDA-SN-5790-1</a>
Series:	<a href="#">National Child Development Study</a> [National Child Development Study, 1958-]
Depositor:	University of London, Institute of Education, Centre for Longitudinal Studies
Principal investigator(s):	University of London, Institute of Education, Centre for Longitudinal Studies
Data collector(s):	National Birthday Trust Fund National Children's Bureau
Sponsor(s):	Nuffield Foundation Economic and Social Research Council
Other acknowledgements:	Research design sample extraction and coding: Virginia Morrow.



SAGE journals

Search all journals Advanced Search

## Sociology

HOME ONLINEFIRST ALL ISSUES

Impact Factor: 1.348 | Ranking: Sociology 30 out of 138

### Imagining a Gendered Future: Children's Essays from the National Child Development Study in 1969

Jane Elliott

Institute of Education, UK, [j.elliott@ioe.ac.uk](mailto:j.elliott@ioe.ac.uk)

#### Abstract

This article uses material from a large sample of 11-year-old children's essays about their imagined lives at age 25 to explore the ways in which these children constructed a gendered identity and gendered future. These essays were written in 1969 as part of the National Child Development Study. The article provides a preliminary quantitative analysis of the themes within the children's essays and how these were patterned by gender and social class. It then goes on to consider the ways in which the children used gender as a resource to establish and maintain their own narrated identities. This article, therefore, aims to go beyond a simple description of the differences in the style and content of essays written by boys and girls from different social class backgrounds to conduct analysis which adopts the spirit of recent work on the performance of gender and class.

[children](#) [class](#) [essays](#) [gender](#) [identity](#) [NCDS](#)



# Discover – conducting a search

UK Data Service



About us

Get data

Use data

Manage data

Deposit data

News and Events

Discover

## Discover

Search and browse our data collections, support guides, case studies, and related publications.

Q food

GO

Reset filters

Clear search

Auto-complete

Map search to HASSET thesaurus?

Help



Case study



Data collection



Series record



ESRC output



Support guide

Results per page: 10

Sorted by: Relevance

Displaying 1-10 of 58 results

1 2 3 4 5



SN 6295 *Managing Food Chain Risks, 2006-2007*  
Shepherd, R., University of Surrey. Department of Psychology

+ Full record...



Download/Order | DDI XML | Similar data collections



SN 6524 *Changes Around Food Experience: Impact of Reduced Contact with Food on the Social Engagement and Well-Being of Older Women, 2007-2008*  
Hooper, L., University of East Anglia. School of Medicine, Health Policy and Practice

+ Full record...



Download/Order | DDI XML | Similar data collections

UK Data Service



<http://discover.ukdataservice.ac.uk/>

**UK Data Service**  
Discover



- Discover
- Variable and question bank
- QualiBank**

- Collection title +
- Resource type +
- Open / Closed +
- Date +
- Sex +
- Age group +
- Socio-economic status +
- Region +

- About us**
- Get data
- Use data
- Manage data
- Deposit data
- News and events

Discover > QualiBank

# QualiBank

Search and browse qualitative surveys, interviews and open-ended questions.



- [Reset filters](#)
- [Clear search](#)
- [Auto-complete](#)
- [Copyright](#)
- [Collections](#)
- [Help](#)

Discover

Variable and question bank

● QualiBank

Collection title +

Resource type +

Open / Closed +

Date +

Sex +

Age group +

Socio-economic status +

Region +

Search and browse qualitative surveys, interviews and open-ended questions.

🔍 typhoid

GO

Reset filters

Clear search

Auto-complete

Copyright

Collections

Help

🗨️ Extract

🖼️ Image

📄 File

🔊 Audio

Results per page: 10 ▼

Displaying 1-10 of 20 results



Report: 1st Armoured Division Morale Report for period 1 May - 30 Sep 47  
SN7465 Morale and Home Intelligence Reports, 1941-1949

... at release was joyfully received by those effected. Pre-release and resettlement courses are popular. 12. Health On the whole h  
very good. Amongst tps in PALESTINE there have been 8 cases of Infantile Paralysis (2 fatal; 4 cases of **Typhoid** (1 fatal) end a s  
number...

[Access this collection from](#)



Report: Morale Report for the week of March 21 - March 27 1943  
SN7465 Morale and Home Intelligence Reports, 1941-1949

... at the amount of rheumatic fever he has seen as well as a few cases of coronary thrombosis. There is mention made of the dea  
Lieutenant from **typhoid** fever. Under the general category of health, there is specific mention of the necessity for dental care, (Fil





Discover

Variable and question  
bank

QualiBank

Create citation

[About us](#)

[Get data](#)

[Use data](#)

[Manage data](#)

[Deposit data](#)

[News an](#)

Discover > QualiBank > Document

## Interview with Mrs. Omison

[External resources](#) | [Collection documentation](#)

[Access thi](#)

### DETAILS

**Collection ID (SN):** 2000

**Title:** [Family Life and Work Experience Before 1918, 1870-1973](#)

**Principal investigator:** Thompson, P., University of Essex. Department of Sociology  
Lummis, T., University of Essex. Department of Sociology

**Sex:** Female

**Age group:** 75-84

**Socio-economic status:** Routine

**Region:** North West

**Licence:** [Creative Commons Attribution 4.0 International License](#)



[+ Additional metadata](#)

### INTERVIEW TRANSCRIPT

**R:** 149 Lee Gate, Harwood, Bolton.

**I:** [And your marital status? You're a widow, are you?](#)

**R:** Yes





I: Did he ever look after you while your mother went out?

R: No, no. me mother never had a chance to go out. If there was anything on at the school and we took part in never could go.

Cancel

1 extract selected

RETRIEVE CITATION

### Citation

A unique citation reference has been generated based on your selection.

```
Thompson, P., University of Essex. Department of Sociology, Lummis, T.,  
University of Essex. Department of Sociology: "Interview with Mrs. Omison"  
in "Family Life and Work Experience Before 1918, 1870-1973" 7, UK Data Service  
[distributor], 2009-05-12, SN:2000, Para. 186. http://dx.doi.org/10.5255/UKDA-SN-2000-1, https://discover.ukdataservice.ac.uk/QualiBank/Document/?
```

#### Select the text above

You can copy and paste this citation as required in your outputs. This citation includes a URL which will link directly back to this page, where the cited text will be highlighted.

#### Show preview of citation URL in action



---

# Data access

- Web [access](#) to data and metadata.
- Data are freely available to anyone who registers with the UK Data Service (dependent on licence).
- Data supplied in a variety of formats
  - statistical package formats (e.g. SPSS, Stata)
  - databases and spreadsheets
  - word processed documents, PDF documents etc.



---

# Data access

- If you are at a UK University, you can use your own institutional username and password to log in and register with the UK Data Service.
- If you are not at a UK University you will have to [apply](#) for a UK Data Archive username and password.



---

# Accessing data - [registration](#)

- Click on the 'login' link on the UK Data Service homepage
- Click on 'login to the UK Data Service'
- Find your University (or UK Data Archive) in the list of institutions and proceed to the login page
- Enter your login details
- Complete the registration form as a new user
- Accept the End User Licence
- Use the download/order link for the dataset you wish to access and create a project description
- Download the data in your chosen format



# How to download data

<http://ukdataservice.ac.uk/get-data/how-to-access/downloadorder.aspx>

<b>Download and order</b>	Order Special Licence data	Order ONS Special Licence data	Order data from non-UK archive	Controlled data
---------------------------	----------------------------	--------------------------------	--------------------------------	-----------------

SHARE ↗

## To download/order data:

1. locate the data collection you require using [Discover](#)
2. click the 'Download/Order' option for the data collection required
3. register a new use of the data, or choose from any previously registered usages
4. enter a short summary describing your intended use of the data
5. click 'Add datasets' and the selected data collection will be added to your usage
6. agree any special conditions associated with the selected datasets. These will appear in the 'Status' column
7. click 'Download' and accept the EUL reminder
8. select the download format required and the download will begin. Note that where the format option is 'Other', format guidance is usually given within the zip file name, for example, SAS

Some data collections are not available for immediate download, and you will need to order the data. To do this, check the 'Other media' box and follow the online instructions.

View our video tutorial on how to download UK survey data.



UK Data Service



---

# Useful tips - [Advice for new users](#)

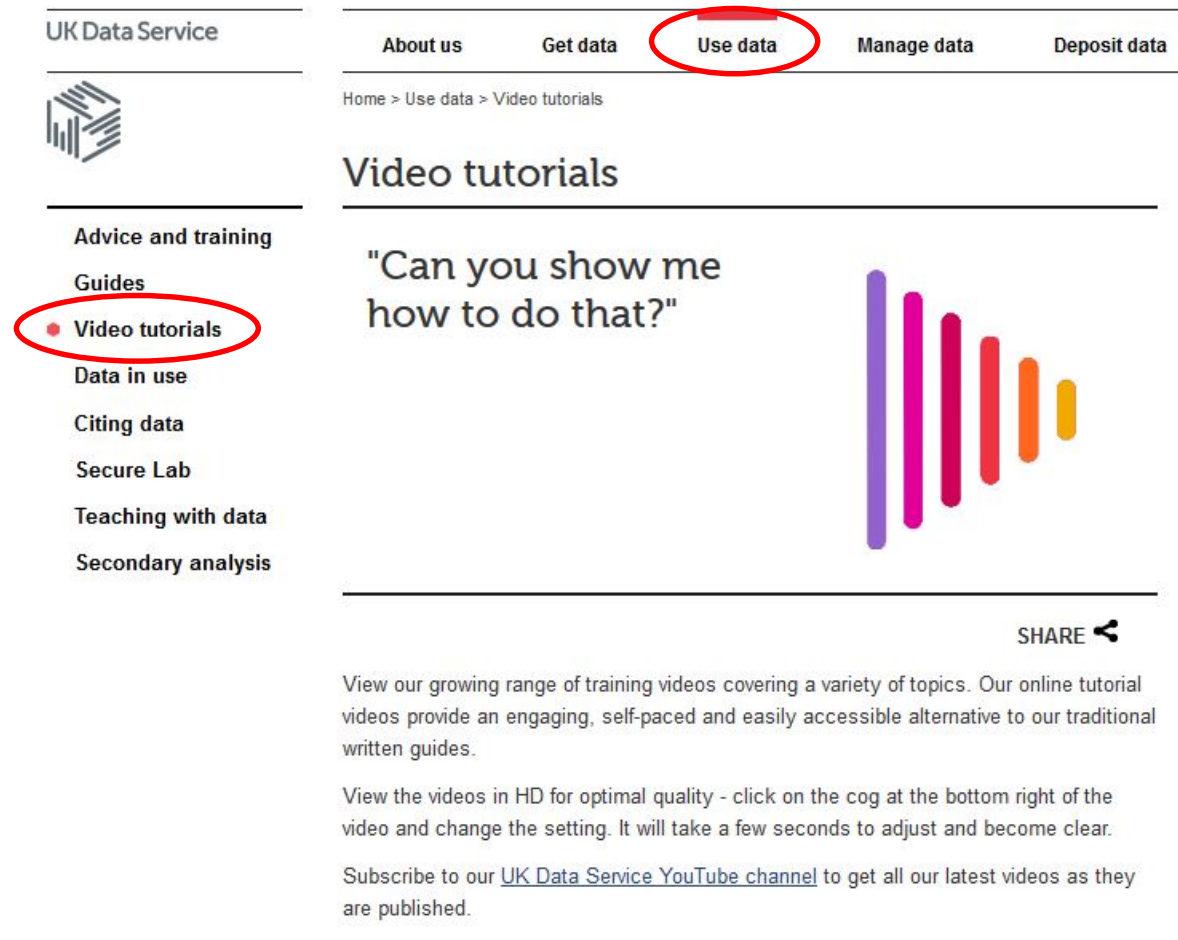
- We have webpages for new users that provide information on
  - how to find data with our search application – [Discover](#)
  - how to register and access data
  - what kinds of data we hold
  - how you can get in touch

<http://ukdataservice.ac.uk/help/new-user.aspx>



# Useful resources and help

- Video tutorials
  - <http://ukdataservice.ac.uk/use-data/tutorials.aspx>



The screenshot shows the UK Data Service website. The navigation menu includes 'About us', 'Get data', 'Use data' (circled in red), 'Manage data', and 'Deposit data'. The breadcrumb trail is 'Home > Use data > Video tutorials'. The main heading is 'Video tutorials' with the sub-heading '"Can you show me how to do that?"' and a graphic of vertical bars in purple, pink, red, orange, and yellow. A 'SHARE' button with a share icon is visible. The text below the video area reads: 'View our growing range of training videos covering a variety of topics. Our online tutorial videos provide an engaging, self-paced and easily accessible alternative to our traditional written guides. View the videos in HD for optimal quality - click on the cog at the bottom right of the video and change the setting. It will take a few seconds to adjust and become clear. Subscribe to our [UK Data Service YouTube channel](#) to get all our latest videos as they are published.'

UK Data Service

About us Get data **Use data** Manage data Deposit data

Home > Use data > Video tutorials

## Video tutorials

"Can you show me how to do that?"


SHARE

View our growing range of training videos covering a variety of topics. Our online tutorial videos provide an engaging, self-paced and easily accessible alternative to our traditional written guides.

View the videos in HD for optimal quality - click on the cog at the bottom right of the video and change the setting. It will take a few seconds to adjust and become clear.

Subscribe to our [UK Data Service YouTube channel](#) to get all our latest videos as they are published.

UK Data Service





---

# Upcoming webinars

## Webinars

- 13 Nov, 2-3 pm: Data in Europe: Poverty
- 15 Nov, 3-4 pm: Key data: Business data
- 22 Nov, 3-4pm: Introduction to the UK Data Service
- 27 Nov, 3-4pm: Key data: Data about countries
- 29 Nov, 3-4pm: Finding and accessing data in the UK Data Service
- 4 Dec, 3-4pm: Key issues in reusing data

## Workshops

- 21 Nov: Making the most of Census microdata: An introductory workshop (University of Manchester)
- 26 Nov: Crime Surveys User Conference (Lift, Islington, London)
- 28-29 Nov: Introduction to Understanding Society using Stata (University of Essex)
- 28-29 Nov: Managing and sharing research data: Best practice for data (University of Essex)



---

# Other resources

- Support / how to guides found via Discover.
- Workshops and user meetings (check our [news and events](#) pages).
- Provide advice on research data management planning and preservation.
- Have you used our data in a publication or in the classroom? Please tell us about it. We will add your bibliographic citation to Discover and we can help to promote and demonstrate the impact of your research or teaching by featuring you in a [Case Study](#).
- Got a query? See our [help](#) pages and [FAQs](#).



---

# Get connected

- Contact us / follow us

<http://ukdataservice.ac.uk/about-us/contact.aspx>

<https://www.jiscmail.ac.uk/cgi-bin/webadmin?A0=UKdataservice>

<https://twitter.com/UKDataService>

<https://www.facebook.com/UKDataService>



---

# Questions

UK Data Service  
University of Essex  
Wivenhoe Park  
Colchester  
Essex CO4 3SQ

Advice for new users

<http://ukdataservice.ac.uk/help/new-user.aspx>

FAQs

<http://ukdataservice.ac.uk/help/faq.aspx>

Reusing qualitative data

<http://ukdataservice.ac.uk/use-data/secondary-analysis/reusing-qualitative-data.aspx>

To follow UK Data Service on Twitter:  
@UKDataService

