
Finding and accessing data in the UK Data Service

Dr Valerija Kolbas
Senior User Support and Training Officer

Webinar, 15.00 - 16.00 GMT
21/11/2019



The webinar will begin at 15.00

Please note that you now have a menu in the top right corner of your screen.

The red button with a white arrow allows you to expand and contract the webinar menu. Using this menu you can...

- write questions/comments (we don't have an option to ask questions out loud today)
- test and change your audio
- download today's slides

Can you hear me?



Can you hear me?

If NOT:

- Check your volume, and that your speaker/headset is plugged in
- Your invitation also included a phone number, you can call that to listen in
 - UK +44 (0) 330 221 9922
 - US +1 (909) 259-0027
- We are recording this webinar, so you can always listen to it later through our YouTube channel

What we will cover in this session


- Introduction to our Data
- Finding data
 - Key data
 - Data by theme
 - Data Catalogue
 - Useful resources: HASSET, Data Map
- Understanding the Data Series record
- How to Access Data
 - Access conditions
 - Downloading data
 - Online data access
- Questions (c. 20 mins)

What is the UK Data Service?

- A comprehensive resource funded by the ESRC
- The UK Data Service provides a single point of access to a wide range of secondary social science data
- Support, training and guidance



UK Data Service Partner Institutions



University of Essex



The University of Manchester



UNIVERSITY OF
Southampton

EDINA
Innovation into Service



UK Data Service



Sources of data

- National statistical authorities
- UK government departments
- Intergovernmental organisations
- Research institutes
- Individual researchers



Who is it for?

- Academic researchers and students
- Government analysts
- Charities and foundations
- Business consultants
- Independent research centres
- Think tanks



Types of data available from us

By type

- Detailed data about persons
 - UK surveys
 - Census microdata
 - Cohort and longitudinal studies
 - Cross-national surveys
 - Business surveys
- Data about places
 - Small areas – census data
 - Countries – international time series
- Qualitative and mixed method

By purpose

- Research
- Teaching

By detail

- Variables and questions

Types of data

Survey Microdata

Major UK surveys

Cross-national

Longitudinal

International Macrodata

Multi-nation aggregate

databanks and survey

data

Census

Aggregate data for 1971-2011

Microdata for 1981-2011

Qualitative/Mixed methods

Range of multimedia

qualitative data sources

Mix of qualitative and

quantitative data

Quantitative Data

	AgeB2	sgrade	Soc	Soc2	gor	sex	Eth	Reg	gen	tenure	Empstat	qual	marstat	access	Income	Broadsheet
1	35-44	E	C2DE	DE	North We	Male	White	North	Generati	Rented f	Not work	GCSE/O-L	Married/	Has inte	11500 -	no BROAD
2	35-44	C1	ABC1	C1C2	North We	Male	White	North	Generati	Rented f	Not work	A-Level	Married/	Has inte	25000 PL	no BROAD
3	35-44	C2	C2DE	C1C2	East Mid	Female	White	Midlands	Generati	Owner (b	Working	Vocation	Married/	Has inte	25000 PL	no BROAD
4	65+	D	C2DE	DE	East Mid	Female	White	Midlands	Baby boo	Owned ou	Not work	Vocation	Married/	Has inte	17500 -	no BROAD
5	65+	D	C2DE	DE	East Mid	Male	White	Midlands	Pre war	Owned ou	Not work	Vocation	Divorced	No inter	-1	no BROAD
6	35-44	C2	C2DE	C1C2	East Mid	Male	White	Midlands	Generati	Rented f	Working	GCSE/O-L	Married/	Has inte	-1	no BROAD
7	55-64	C1	ABC1	C1C2	North We	Male	White	North	Baby boo	Owned ou	Working	A-Level	Married/	Has inte	25000 PL	no BROAD
8	45-54	C1	ABC1	C1C2	North We	Female	White	North	Generati	Owner (b	Working	GCSE/O-L	Divorced	No inter	17500 -	no BROAD
9	16-24	D	C2DE	DE	North We	Female	White	North	Generati	Owned ou	Working	A-Level	Single	Has inte	-1	no BROAD
10	55-64	C1	ABC1	C1C2	North We	Female	White	North	Baby boo	Owned ou	Working	Vocation	Divorced	Has inte	25000 PL	no BROAD
11	65+	B	ABC1	AB	West Mid	Female	White	Midlands	Pre war	Owned ou	Not work	No forma	Divorced	No inter	-1	no BROAD
12	55-64	C2	C2DE	C1C2	West Mid	Female	White	Midlands	Baby boo	Owned ou	Not work	Vocation	Married/	Has inte	6500 - 1	no BROAD
13	35-44	C1	ABC1	C1C2	West Mid	Male	White	Midlands	Generati	Owner (b	Working	A-Level	Married/	Has inte	25000 PL	no BROAD
14	65+	C2	C2DE	C1C2	West Mid	Female	White	Midlands	Pre war	Owned ou	Not work	No forma	Divorced	No inter	11500 -	no BROAD
15	55-64	C1	ABC1	C1C2	North We	Female	White	North	Baby boo	Owned ou	Not work	A-Level	Married/	Has inte	-1	no BROAD
16	65+	C1	ABC1	C1C2	Scotland	Male	White	Scotland	Baby boo	Owned ou	Not work	Other	Divorced	Has inte	6500 - 1	no BROAD
17	45-54	C1	ABC1	C1C2	Scotland	Female	White	Scotland	Generati	Owner (b	Working	A-Level	Married/	Has inte	25000 PL	BROADSHE
18	16-24	C1	ABC1	C1C2	Scotland	Female	White	Scotland	Generati	Owner (b	Working	A-Level	Single	Has inte	-1	no BROAD
19	65+	D	C2DE	DE	Scotland	Female	White	Scotland	Baby boo	Owned ou	Not work	No forma	Married/	Has inte	17500 -	no BROAD

SN 8059: Public Attitudes to Animal Research Survey, 2016.

Qualitative data

Information about interviewee

Date of birth : 1902
Gender : M
Marital status : Married
Occupation : Railway worker
Geographic region : Stoke-on-Trent, Staffs

I : Can I have your full name please?

FW : Frank Woolley.

I : And your present address?

FW : 34 Speedwell Street, Longton.

I : And are you married?

FW : Yes.

I : And the year of your marriage?

FW : 1930.

I : The year you were born?

FW : 1902.

I : And where were you born?

FW : Ashfield Road, Longton.

I : Can you remember how many years you lived in Edgefield Road in the house where you were born?

FW : No, I'm afraid not.

I : Can you remember if you stayed in that house until 1918 or were there any moves in between?

FW : Oh there's moves in between.

I : Can you remember where you moved to from Edgefield Road?

FW : The first address I can remember living in is number 8 Heathcote Street, as I can remember living in. So I must have been a baby when I left Edgefield Road.

I : So you can't have lived there very long at all?

FW : No. And then the next address is Melvin Street.

I : Can you remember how long you were there?

FW : Oh I should be there 'til I'm about nine I should imagine, eight or nine.

I : And then where did you move to?

FW : 57 Speedwell Street. And that's - that's where I stayed 'til I was married.

I : Do you remember why the family made all these moves?

FW : Oh well in them days they used to do, families could go anywhere. There was always houses empty you know.

I : Do you know why this was?

FW : Well - I couldn't say really. 'Cos I can remember in this row here, three or four houses empty at a time.

I : Couldn't people afford them?

FW : Well they could afford a them but they could move anywhere - but the reason why did move into Speedwell Street is when the family was getting bigger, had a three roomed house see.

I : So as the family increased you need a larger house?

FW : Yes.

I : Can you remember how many brother and sisters you had?

FW : I had three brothers, seven sisters.

I : So there was eleven children altogether?

FW : Yes.

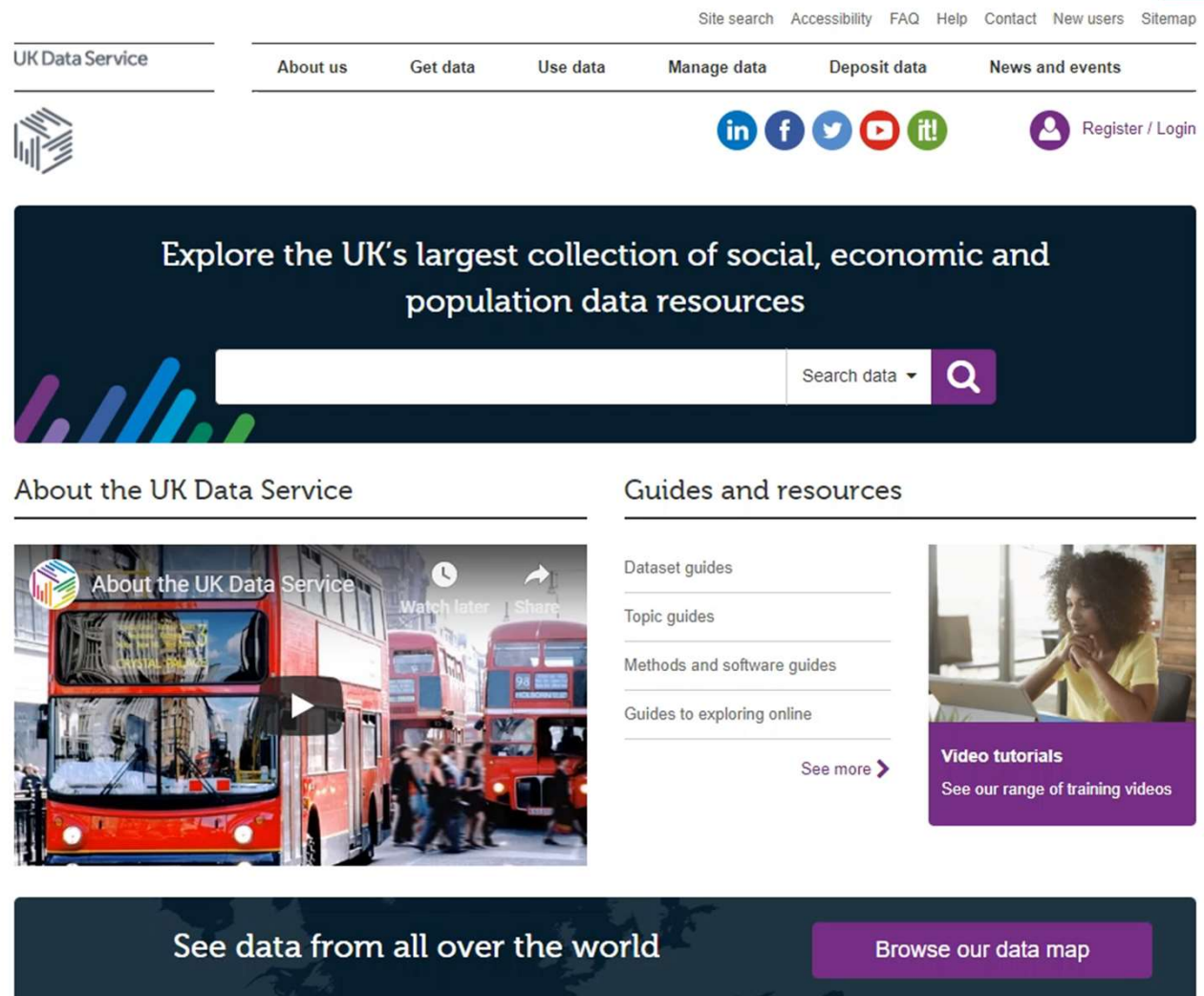
SN2000: Family Life and Work Experience Before 1918, 1870-1973.

What we will cover in this session

- Introduction to our Data
- **Finding data**
 - Key data
 - Data by theme
 - Data Catalogue
 - Useful resources: HASSET, Data Map
- Understanding the Data Series record
- How to Access Data
 - Access conditions
 - Downloading data
 - Online data access
- Questions (c. 20 mins)

Finding Data: Key Data

Data are grouped by type



The screenshot shows the homepage of the UK Data Service. At the top, there is a navigation bar with links for Site search, Accessibility, FAQ, Help, Contact, New users, and Sitemap. Below this is a secondary navigation bar with links for About us, Get data, Use data, Manage data, Deposit data, and News and events. The UK Data Service logo is on the left, and social media icons for LinkedIn, Facebook, Twitter, YouTube, and iTunes are on the right, along with a Register / Login button. A large dark blue banner in the center contains the text "Explore the UK's largest collection of social, economic and population data resources" and a search bar with a "Search data" button. Below the banner, there are two main sections: "About the UK Data Service" and "Guides and resources". The "About the UK Data Service" section features a video player showing a red double-decker bus. The "Guides and resources" section lists links for Dataset guides, Topic guides, Methods and software guides, and Guides to exploring online, with a "See more" button. A "Video tutorials" section is also present, featuring a video of a woman working on a laptop and the text "See our range of training videos". At the bottom, a dark blue banner contains the text "See data from all over the world" and a "Browse our data map" button.

UK Data Service

Site search Accessibility FAQ Help Contact New users Sitemap

About us Get data Use data Manage data Deposit data News and events

in f t y it Register / Login

Explore the UK's largest collection of social, economic and population data resources

Search data

About the UK Data Service

Guides and resources

Dataset guides

Topic guides

Methods and software guides

Guides to exploring online

See more

Video tutorials

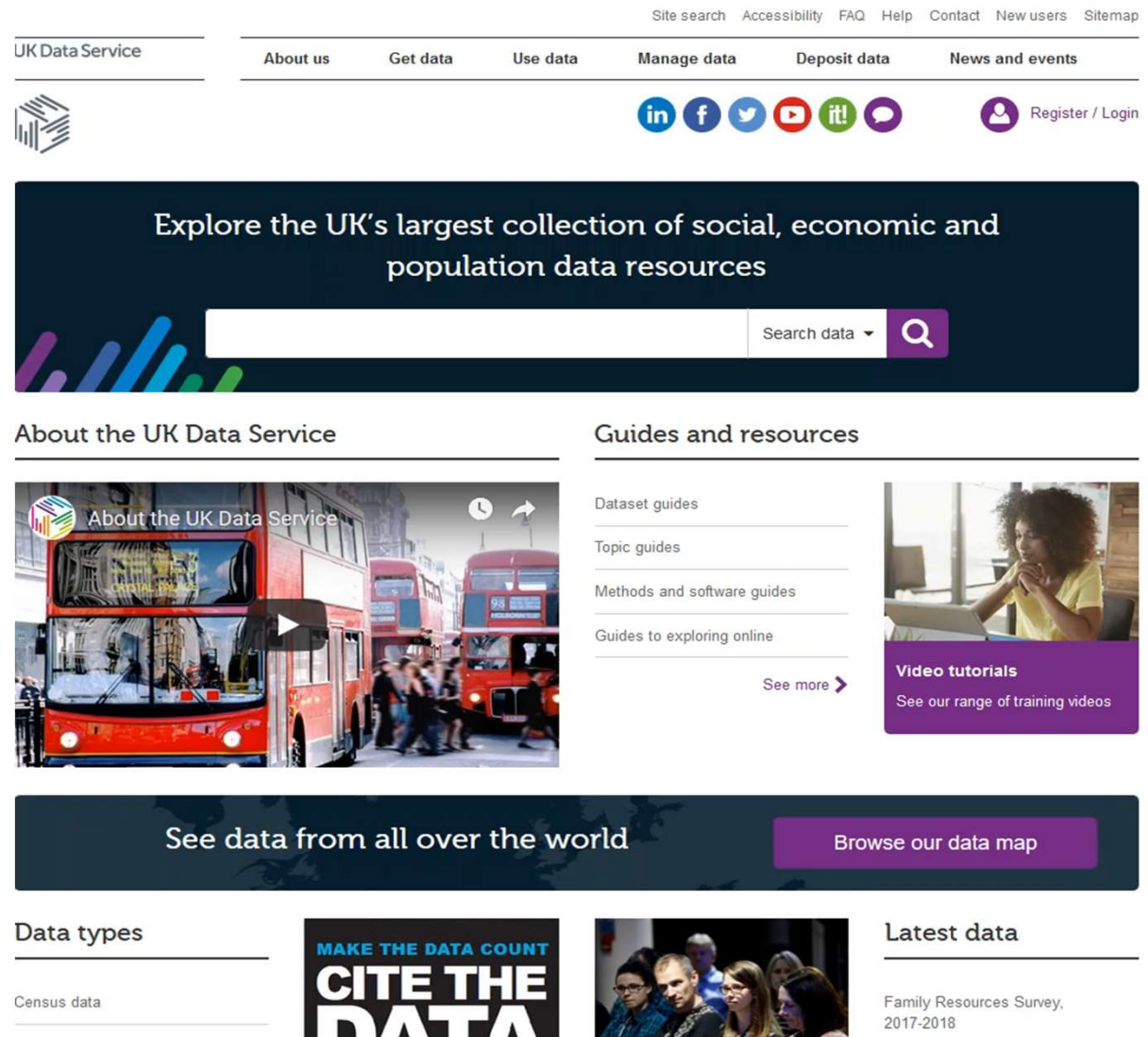
See our range of training videos

See data from all over the world

Browse our data map

Finding Data: Theme Pages

Data and resources
grouped by topic



The screenshot shows the UK Data Service website homepage. At the top, there is a navigation bar with links for Site search, Accessibility, FAQ, Help, Contact, New users, and Sitemap. Below this is a secondary navigation bar with links for About us, Get data, Use data, Manage data, Deposit data, and News and events. The UK Data Service logo is on the left, and social media icons for LinkedIn, Facebook, Twitter, YouTube, and Instagram are in the center. A 'Register / Login' button is on the right. A large dark blue banner features the text 'Explore the UK's largest collection of social, economic and population data resources' and a search bar with a 'Search data' button. Below the banner, the page is divided into two main sections: 'About the UK Data Service' and 'Guides and resources'. The 'About' section includes a video player showing a red double-decker bus. The 'Guides' section lists links for Dataset guides, Topic guides, Methods and software guides, and Guides to exploring online, with a 'See more' link. A purple box highlights 'Video tutorials' with the text 'See our range of training videos'. A dark blue banner at the bottom says 'See data from all over the world' with a 'Browse our data map' button. The footer contains three sections: 'Data types' with a link for 'Census data', a 'MAKE THE DATA COUNT CITE THE DATA' graphic, and a 'Latest data' section featuring a photo of people and the text 'Family Resources Survey, 2017-2018'.

UK Data Service

About us Get data Use data Manage data Deposit data News and events

Site search Accessibility FAQ Help Contact New users Sitemap

Explore the UK's largest collection of social, economic and population data resources

Search data

About the UK Data Service

Guides and resources

Dataset guides

Topic guides

Methods and software guides

Guides to exploring online

See more

Video tutorials

See our range of training videos

See data from all over the world

Browse our data map

Data types

Census data

MAKE THE DATA COUNT

CITE THE DATA

Latest data

Family Resources Survey, 2017-2018

Finding Data: Data catalogue

Data catalogue allows users to find and browse data, guides, case studies, and publications

Enter a keyword, survey name or study number and search our data or website

Data catalogue search bar is present on a majority of our website pages



Data Catalogue: Initial search results

Here I performed a search using the term 'employment and unemployment'

Data catalogue search found 1550 related studies and 8 series in our data collection

The screenshot shows the UK Data Service Data Catalogue search results page. The search term 'employment and unemployment' is entered in the search bar. The results are displayed in two tabs: 'STUDIES (1550)' and 'SERIES (8)'. The 'STUDIES' tab is selected, showing a list of 1550 results. The first three results are visible:

- SN 2671 | [Living Standards During Unemployment, 1983-1984](#)
Office of Population Censuses and Surveys
- SN 1858 | [Social Consequences of Unemployment, 1964-1971](#)
National Children's Bureau
- SN 1305 | [University of Oxford Unemployment Survey, 1971 \(Newcastle, Coventry and Hammersmith\)](#)
Hill, M. J.

The page also includes a sidebar with filters for Date from/to, Topic, Data Type, Access, and Country. The search results are displayed in a table with columns for Study ID, Title, and Source.

Data Catalogue: Refining your search results

The **filters** on the left-hand side can be used to find a suitable study

Filters include topic, data type, country, date, and access conditions

The screenshot shows the UK Data Service search results page. At the top, there's a navigation bar with links for Login / Register, Help, Accessibility, and Data catalogue. Below this is a search bar containing the text 'employment and unemployment'. To the right of the search bar are links for 'Variable and question bank' and 'QualiBank'. Below the search bar, there are two tabs: 'STUDIES (1550)' and 'SERIES (8)'. On the left side, there are several filter sections: 'Date from:' and 'Date to:' with dropdown menus showing '1753' and '2018' respectively, a 'Refine date' button, 'Topic:', 'Data Type:', 'Access:', and 'Country:' each with a text input field, and a 'Reset filters' button. On the right side, there's a blue banner indicating 'Displaying 1 - 10 of 1550 results for 'employment and unemployment'' and 'Page 1 of 155'. Below this, there are two dropdown menus for 'Results per page:' (set to 10) and 'Sort by:' (set to Relevance). The main content area lists several studies with their IDs, titles, and authors. The studies listed are: SN 2671 'Living Standards During Unemployment, 1983-1984' by Office of Population Censuses and Surveys; SN 1858 'Social Consequences of Unemployment, 1964-1971' by National Children's Bureau; SN 1305 'University of Oxford Unemployment Survey, 1971 (Newcastle, Coventry and Hammersmith)' by Hill, M. J.; SN 2026 'Social and Psychological Consequences of Unemployment in Young People, 1982-1983' by Ullah, P., Warr, P. B., and Banks, Michael H.; and SN 1820 'Paisley Community Development Project: Unemployment Register Study, 1975' by Norman, P. and McGregor, A.

UK Data Service

Login / Register | Help | Accessibility | Data catalogue

About us | Get data | Use data | Manage data | Deposit data | News and events

employment and unemployment

Variable and question bank > QualiBank >

STUDIES (1550) | SERIES (8)

Date from: 1753 | Date to: 2018 | Refine date

Topic: | Data Type: | Access: | Country: | Reset filters

Displaying 1 - 10 of 1550 results for 'employment and unemployment' | Page 1 of 155

Results per page: 10 | Sort by: Relevance

SN 2671 | [Living Standards During Unemployment, 1983-1984](#)
Office of Population Censuses and Surveys

SN 1858 | [Social Consequences of Unemployment, 1964-1971](#)
National Children's Bureau

SN 1305 | [University of Oxford Unemployment Survey, 1971 \(Newcastle, Coventry and Hammersmith\)](#)
Hill, M. J.

SN 2026 | [Social and Psychological Consequences of Unemployment in Young People, 1982-1983](#)
Ullah, P. | Warr, P. B. | Banks, Michael H.

SN 1820 | [Paisley Community Development Project: Unemployment Register Study, 1975](#)
Norman, P. | McGregor, A.

Finding Data: Variable and question bank

You can browse variables and questions from survey datasets.

I have used the search term 'solar power'.

Search returned 19 results that mention the search term in the question or response.

The screenshot displays the UK Data Service Discover website. On the left, a sidebar menu lists navigation options: 'Data Catalogue', 'Variable and question bank' (highlighted with a red circle), and 'QualiBank'. Below these are filters for 'Series', 'Survey', 'Country', 'Date', 'Data collector', 'Question: Harmonised set', and 'Question: Intent', each with a plus sign to expand the options.

The main content area is titled 'Variable and question bank' and features a search bar with the text 'solar power'. Below the search bar are links for 'Reset filters', 'Clear search', and a checkbox for 'Search only question text/responses'. There are also links for 'Auto-complete' and 'Help'. The search results are displayed in a table with columns for 'Results per page' (set to 10) and 'Sorted by' (set to Relevance). The results show 1-10 of 19 results.

The first result is for 'EngyPri : GB should give which energy source priority to meet future energy needs?A2:18'. The question text is 'To which of the following should Britain give priority in order to meet its future energy needs?' and it is from the 'British Social Attitudes Survey, 2010'. There is a link to 'View responses...'. The second result is for 'renapp1 : Do you have any of the following renewable energy appliances in your home?'. The question text is 'Do you have any of the following renewable energy appliances in your home?' and it is from the 'Continuous Household Survey, 2008-2009'. There is a link to 'View responses...'. The third result is for 'renapp3 : Do you have any of the following renewable energy appliances in your home?'. The question text is 'Do you have any of the following renewable energy appliances in your home?' and it is from the 'Continuous Household Survey, 2008-2009'. There is a link to 'View responses...'. The fourth result is for 'renapp5 : Do you have any of the following renewable energy appliances in your home?'. The question text is 'Do you have any of the following renewable energy appliances in your home?' and it is from the 'Continuous Household Survey, 2008-2009'. There is a link to 'View responses...'. Each result has a link to 'Add to My Variables' and a link to 'View all instances of this variable'.

Finding Data: QualiBank



Allows users to search the qualitative resources archived at the UK Data Service

Filters can be used to find relevant studies

UK Data Service
Discover

Data Catalogue

Variable and question bank

QualiBank

Collection title +

Resource type +

Open / Closed +

Date +

Sex +

Age group +

Socio-economic status +

Region +

You are not logged in | [Login to QualiBank](#) | [Site Search](#) [FAQ](#) [Help](#) [Contact](#)

About us | [Get data](#) | [Use data](#) | [Manage data](#) | [Deposit data](#) | [News and events](#)

Discover > QualiBank

QualiBank

Search and browse a selection of qualitative surveys, interview and open-ended questions.

[GO](#)

[Reset filters](#) | [Clear search](#) | ☒ Auto-complete | [Copyright](#) | [Collections](#) | [Help](#)

[Extract](#) [Image](#) [File](#) [Audio](#)

Results per page:

Displaying 1-10 of 132 results

[1](#) [2](#) [3](#) [4](#) [5](#) [▶▶](#)

Web Resource: Book Reference for "Poverty in the United Kingdom: A Survey of Household Resources and Standards of Living"
SN6226 Pioneers, 1996-2012
...Web Resource: Book Reference for "Poverty in the United Kingdom: A Survey of Household Resources and Standards of Living"...
[Access this collection from Discover](#)

Summary of the interview with Peter Townsend
SN6226 Pioneers, 1996-2012
Sex: Male. Age group: 65-74. Socio-economic status: Higher managerial/admin/professional.
... right wing; the board included both a Labour MP and a Conservative MP, Angus Maude. This was an important early experience of the need to fight against the bureaucratisation of social science. First PEP pamphlet he did was Poverty. Ten Years After Beveridge, in 1952. The second, a very important...
[Access this collection from Discover](#)

Essay by 5
SN4867 School Leavers Study, 1978
Sex: Male. Age group: 16-24. Socio-economic status: Not classified. Region: South East.
... pernanate permanent home on one side was the trap of depesion depression and povetty poverty and on the other a high chance of not having a family I chose to stay as I was a hoop and if the opertunity opportunity came to have a job I liked where I could still go out and
...

Useful Resources: Data Map

Data Map enables users to find data by exploring a map of the world

Studies are grouped together depending on the level of zoom

Links to Data Catalogue

The screenshot shows the UK Data Service homepage. At the top, there is a navigation bar with links: 'About us', 'Get data', 'Use data', 'Manage data', 'Deposit data', and 'News and events'. Below this is a search bar with the text 'Explore the UK's largest collection of social, economic and population data resources'. The main content area is divided into two columns. The left column, titled 'About the UK Data Service', features a video player showing a red double-decker bus. The right column, titled 'Guides and resources', lists links for 'Dataset guides', 'Topic guides', 'Methods and software guides', and 'Guides to exploring online'. Below these is a 'Video tutorials' section with a link to 'See our range of training videos'. A large banner at the bottom of the main content area says 'See data from all over the world' with a 'Browse our data map' button. The footer contains three sections: 'Data types' (listing 'Census data', 'International macrodata', and 'Longitudinal studies'), 'Data Skills Modules' (listing 'Longitudinal Data', 'Aggregate Data', and 'Survey Data'), and 'Latest data' (listing 'National Child Development Study: "Imagine you are 25" Essays (Sweep 2, Age 11), 1969' and 'Biographical Interviews in Eastern Germany in 2007-08').

Useful resources: Get Data. Thesauri. HASSET

- Each data collection has keyword terms associated with it that come from the Humanities and Social Science Electronic Thesaurus (HASSET)
- Use the 'keywords' section from the Catalogue record to identify terms of interest and use related terms to expand or narrow your search. Here are the keywords for Credit, Class and Community: Working Class Belfast, 1930-2000 (SN 4993)

Thesaurus search on keywords



HASSET terms – ‘gender role’

View concept

Current version

Visual graph

Jump to another Preferred term

Enter preferred term...

- ROLES
 - CIVILIANS
 - FAMILY ROLES
 - FRIENDS
 - GENDER ROLE**
 - WOMEN'S ROLE
 - GOVERNMENT ROLE
 - INTERNATIONAL ROLE
 - ROLE CHANGE
 - TEACHER ROLE
- SOCIAL STRUCTURE
 - FAMILY ROLES
 - GENDER ROLE**
 - WOMEN'S ROLE
 - SOCIAL MOBILITY
 - SOCIAL NETWORKS
 - SOCIAL ORIGIN
 - SOCIAL STATUS
 - SOCIAL STRATIFICATION

Preferred term (core)

GENDER ROLE

Broader terms

ROLES
SOCIAL STRUCTURE

Narrower terms

WOMEN'S ROLE

Related terms

TRANSGENDER

SKOS Concept

[Search in Data catalogue](#)

Notation code

R12.02

What we will cover in this session

- Introduction to our Data
- Finding data
 - Key data
 - Data by theme
 - Data Catalogue
 - Useful resources: HASSET, Data Map
- **Understanding the Data Series record**
- How to Access Data
 - Access conditions
 - Downloading data
 - Online data access
- Questions (c. 20 mins)

Data series record: UKHLS



Each Survey has data organised into series (SN)

Access. Datasets are listed here

FAQs. Answers to common question users have about the series

Resources. links to external sources such as publications relevant to the topic area

JK Data Service



Studies

Series

beta.ukdataservice.ac.uk/datacatalogue/series/series?id=2000053

Copy series link

Login / Register Help Accessibility Data catalogue

About us Get data Use data Manage data Deposit data News and events

f in itl tw y

[Home](#) / [Data catalogue](#) / [Series](#) / Series

Understanding Society

Abstract FAQ's Resources Access data

Abstract

The Understanding Society study, or the United Kingdom Household Longitudinal Study (UKHLS), which began in 2009, is conducted by the Institute for Social and Economic Research (ISER), at the University of Essex. As a multi-topic household survey, the purpose of Understanding Society is to understand social and economic change in Britain at the household and individual levels. It is anticipated that over time the study will permit examination of short- and long-term effects of social and economic change, including policy interventions, on the general wellbeing of the UK population. The Understanding Society study is a successor to the British Household Panel Survey (BHPS). The BHPS sample forms part of Understanding Society from Wave 2 onwards.

Study: UKHLS waves 1-7 and harmonised BHPS waves 1-18

Details. Guidance to understand the data

Documentation.

Codebooks, questionnaires, user guides

Resources. Links to external sources such as publications relevant to the topic area

Access. Download or view online the data

UK Data Service



Studies

Series

<http://doi.org/10.5255/UKDA-SN-6614-12>

Copy study DOI

Login / Register

Help

Accessibility

Data catalogue

About us Get data Use data Manage data Deposit data News and events



[Home](#) / [Data catalogue](#) / [Studies](#) / Study

Understanding Society: Waves 1-8, 2009-2017 and Harmonised BHPS: Waves 1-18, 1991-2009

Details

Documentation

Resources

Access data

Access data

The Data Collection is to be made available to Registered or Authorised Users.

Requests for Commercial Use of data are to be subject to the permission of the data owner or his/her nominee.

Download these data by adding them to your account.

[Register](#) or [login](#) to add data to your account.

Add to account




Details page

- Abstract – Provides information about the focus of the survey and other details which will aid researchers
- Changes from the previous deposited versions
- Variables only available in a Secure Access version of these data
- Topics covered in the dataset
- Coverage, Universe, Methodology – Spatial units, observation units, cases, methodology
- Citation and copyright – provides a full data citation to be included when presenting data

What we will cover in this session






- Introduction to our Data
- Finding data
 - Key data
 - Data by theme
 - Data Catalogue
 - Useful resources: HASSET, Data Map
- Understanding the Data Series record
- **How to Access Data**
 - Access conditions
 - Downloading data
 - Online data access
- Questions (c. 20 mins)

Data access policy

Type		Our terminology	Who can access it?
	Open	Open data	Minimal to no disclosure risk. Can be accessed without registration. Requires data acknowledgement. Check specific terms of use.
	Safeguarded	End User Licence	No direct identifiers but some disclosure risk through linking of indirect identifiers. Available to the registered users of the service. Majority of datasets can be downloaded immediately. In some cases access must be approved by the data owner.
		Special Licence	
	Controlled	Secure Access	Very sensitive data that may contain disclosive information. Access is limited to approved researchers who can demonstrate their trustworthiness around personal data and pass all security checks. Can be accessed via a secure server or in a safe room.
	ReShare	ReShare	Where depositors have self-deposited data, conditions are described in the record and may be non-standard. A small number of studies may not have accessible outputs.

[How to Access](#)

Common access routes

Icon	Tool	Type of data used for	What it is
 Download/Order	Download (or order some special data)	Most studies. Data usually in SPSS, Stata, Tab	Download in zipped format
 Access online	Nesstar	Data about persons.	Explore the data online, do simple analyses & subset
	.Stat	International time series	Pull out extracts and download
	InFuse	Census count data	Locate census counts for areas by topic and download
	WICID	Census flows	Locate travel to work, second residence or migration counts

How to access data: Register

- Projects are an important part of accessing data; they help researchers to organise their work by a particular research question, it enables us to track how the UK Data Service is being used, and allows data owners to monitor how frequently datasets are used.
- Log in by clicking on 'Register / Login'. You will be able to use your university credentials to do so.

The screenshot displays the UK Data Service homepage. At the top, a navigation bar includes links for 'Site search', 'Accessibility', 'FAQ', 'Help', 'Contact', 'New users', and 'Sitemap'. Below this, a secondary navigation bar features 'About us', 'Get data', 'Use data', 'Manage data', 'Deposit data', and 'News and events'. A red circle highlights the 'Register / Login' button, which is accompanied by a user icon. The main header area contains the text 'Explore the UK's largest collection of social, economic and population data resources' and a search bar with a 'Search data' button. The page is divided into two columns: 'About the UK Data Service' on the left, featuring a video player with a red double-decker bus, and 'Guides and resources' on the right, listing 'Dataset guides', 'Topic guides', 'Methods and software guides', and 'Guides to exploring online'. A 'Video tutorials' section is also present. At the bottom, there is a banner for 'See data from all over the world' with a 'Browse our data map' button. The footer includes 'Data types' (with a link to 'Census data'), a 'MAKE THE DATA COUNT CITE THE DATA' logo, a photo of a group of people, and 'Latest data' (with a link to 'National Cancer Patient Experience Survey, 2016'). The UK Data Service logo is in the bottom right corner.

UK Data Service

Site search Accessibility FAQ Help Contact New users Sitemap

About us Get data Use data Manage data Deposit data News and events

Register / Login

Explore the UK's largest collection of social, economic and population data resources

Search data

About the UK Data Service

Guides and resources

Dataset guides

Topic guides

Methods and software guides

Guides to exploring online

See more

Video tutorials

See our range of training videos

See data from all over the world

Browse our data map

Data types

Census data

133/metadata/datasets

MAKE THE DATA COUNT
CITE THE DATA

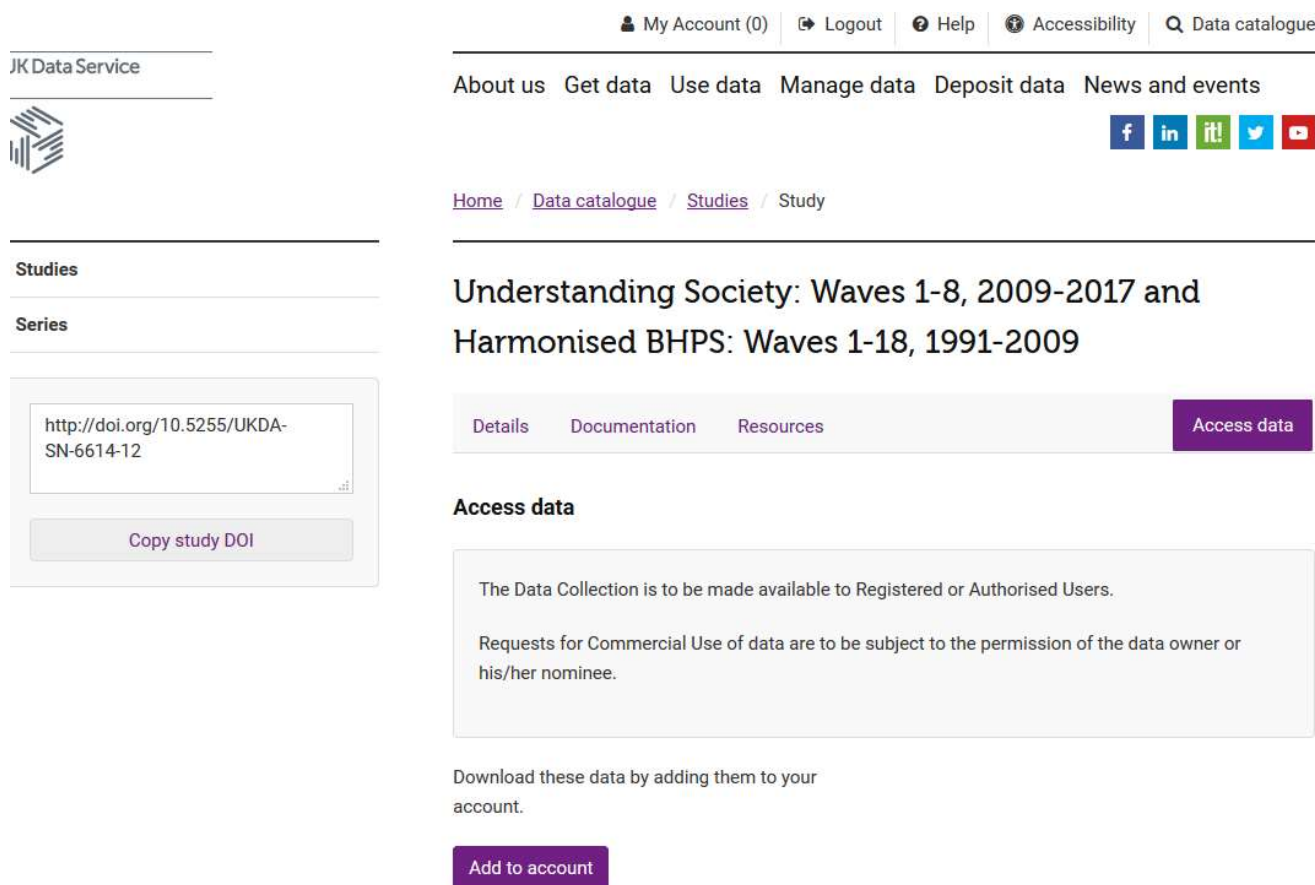
Latest data

National Cancer Patient Experience Survey, 2016

UK Data Service

How to access data: Downloading data

- The 'Access' tab provides information on how data can be accessed. For Open Access data you will be able to download the data from this tab. If the data are End User Licence you will have the option to add them to project.



The screenshot displays the UK Data Service website interface. On the left, a sidebar contains the 'JK Data Service' logo, a 'Studies' section, and a 'Series' section. The main content area features a top navigation bar with links for 'My Account (0)', 'Logout', 'Help', 'Accessibility', and 'Data catalogue'. Below this is a secondary navigation bar with links for 'About us', 'Get data', 'Use data', 'Manage data', 'Deposit data', and 'News and events'. A row of social media icons (Facebook, LinkedIn, YouTube, Twitter, and a red icon) is also present. The breadcrumb trail reads 'Home / Data catalogue / Studies / Study'. The main heading is 'Understanding Society: Waves 1-8, 2009-2017 and Harmonised BHPS: Waves 1-18, 1991-2009'. Below the heading are tabs for 'Details', 'Documentation', 'Resources', and 'Access data'. The 'Access data' tab is active, showing a text box with the DOI 'http://doi.org/10.5255/UKDA-SN-6614-12' and a 'Copy study DOI' button. A purple button labeled 'Access data' is also visible. Below the tabs, a section titled 'Access data' contains two paragraphs: 'The Data Collection is to be made available to Registered or Authorised Users.' and 'Requests for Commercial Use of data are to be subject to the permission of the data owner or his/her nominee.' At the bottom, a message states 'Download these data by adding them to your account.' and a purple button labeled 'Add to account' is provided.

JK Data Service

My Account (0) Logout Help Accessibility Data catalogue

About us Get data Use data Manage data Deposit data News and events

Home / Data catalogue / Studies / Study

Understanding Society: Waves 1-8, 2009-2017 and Harmonised BHPS: Waves 1-18, 1991-2009

Details Documentation Resources Access data

Access data

The Data Collection is to be made available to Registered or Authorised Users.

Requests for Commercial Use of data are to be subject to the permission of the data owner or his/her nominee.


Download these data by adding them to your account.

Add to account

How to access data: Setting up a project and downloading data

[Site search](#) [Accessibility](#) [FAQ](#) [Help](#) [Contact](#) [New users](#) [Sitemap](#)


[UK Data Service](#) [About us](#) [Get data](#) [Use data](#) [Manage data](#) [Deposit data](#) [News and events](#)

 [in](#) [f](#) [t](#) [v](#) [it](#) [p](#) [Register / Login](#)

Explore the UK's largest collection of social, economic and population data resources

 [Search data](#) [Q](#)

About the UK Data Service




About the UK Data Service

Guides and resources

- [Dataset guides](#)
- [Topic guides](#)
- [Methods and software guides](#)
- [Guides to exploring online](#)

[See more](#)



Video tutorials
See our range of training videos

See data from all over the world

[Browse our data map](#)

How to access data: Online tools - Nesstar

A number of our key studies can be accessed online through our Nesstar service.

Basic analysis and visualisations can be performed without downloading the data, or using statistical software.

On the “Access” tab - the option to “Access online” OR “Get Data” – “Explore online” and choose Nesstar.

Studies

Series

`beta.ukdataservice.ac.uk/datacatalogue/series/series?id=2000031`

Copy series link

Millennium Cohort Study

[Abstract](#) [FAQ's](#) [Resources](#)

[Access data](#)

Access data

GN 33445

Millennium Cohort Study, 2001- : Secure Access

GN 33384

Millennium Cohort Study: Special Licence Access


GN 33359

Millennium Cohort Study, 2001-

SN	Study description	Explore online	Select
8156	Millennium Cohort Study: Sixth Survey, 2015	Nesstar	Login
8340	Millennium Cohort Study Cross-Sweep Harmonised Data	Nesstar	Login
8240	Millennium Cohort Study: Third Survey, 2006: Banded Distances to Current, First, Second, and Third Choice Schools		Login
7464	Millennium Cohort Study: Fifth Survey, 2012	Nesstar	Login
8172	Millennium Cohort Study: Longitudinal Family File, 2001-2015	Nesstar	Login
8153	Millennium Cohort Study, Sweeps 1-6, 2001-2015: Linked to MEDix Air Pollution Deciles		Login
5795	Millennium Cohort Study: Third Survey, 2006	Nesstar	Login

How to access data: Nesstar

UK Data Service



Studies

Series

<http://doi.org/10.5255/UKDA-SN-8340-1>

Copy study DOI

[My Account \(0\)](#) [Logout](#) [Help](#) [Accessibility](#) [Data catalogue](#)

[About us](#) [Get data](#) [Use data](#) [Manage data](#) [Deposit data](#) [News and events](#)

[f](#) [in](#) [it](#) [t](#) [v](#)

[Home](#) / [Data catalogue](#) / [Studies](#) / Study

Millennium Cohort Study Cross-Sweep Harmonised Data

[Details](#) [Documentation](#) [Resources](#) [Access](#)

Access

The Data Collection is to be made available to Registered or Authorised Users.

Requests for Commercial Use of data are to be subject to the permission of the data owner or his/her nominee.

All requests are subject to agreement by the User to the following additional condition of use:

I agree not to use nor attempt to use the Data Collections to identify the individuals from which the study sample was selected, nor to claim to have done so.

I agree not to link between the research identifiers supplied by the UK Data Service [MCSID] and any other identifiers previously issued.

Access these data online. (Nesstar)

[Access online](#)

Add these data to your account. (Safeguarded UKDA Download)

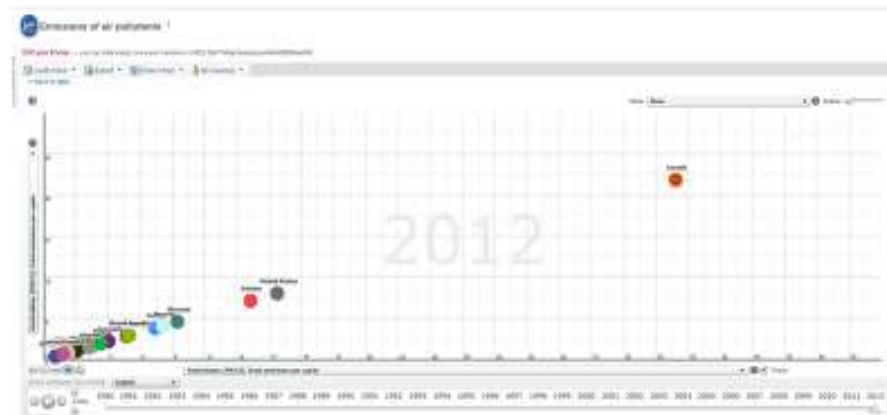
[Add to account](#)

Page guide ?

How to access data: Online tools – UKDS.Stat

- International macrodata can be accessed online using UKDS.Stat.
- These data are provided by a number of organisations such as the World Bank, OECD, and the United Nations.
- UKDS.Stat can be accessed by going to 'Get Data' – 'Explore online'.
- Allows the easy creation of time series data displayed as heatmaps and other visualisations.

International macrodata - .stat
PM2.5 and emissions per capita



How to access data: Online Census Tools - InFuse

Census aggregate and flow statistics
(<http://infuse.ukdataservice.ac.uk/>)

UK Data Service
Census Support

InFuse: 2011 Census data

Steps: 1 2 3 4 [Start Again](#)

Topics

[+ Show Guidance](#)

Filters [Clear filters](#)

Showing 90 topic combinations
Page 1 of 6 [First](#) < 1 | 2 | 3 > [Last](#)

<input type="checkbox"/> Accommodation type	<input type="checkbox"/> Age <input type="checkbox"/> Dependent children <input type="checkbox"/> Family status <input type="checkbox"/> Sex	<input type="checkbox"/> Age <input type="checkbox"/> Economic activity <input type="checkbox"/> Industry	<input type="checkbox"/> Age <input type="checkbox"/> Economic activity
<input type="checkbox"/> Adult lifestage (alternative adult definition)	<input type="checkbox"/> Accommodation type <input type="checkbox"/> Usual resident population	<input type="checkbox"/> Age <input type="checkbox"/> Economic activity <input type="checkbox"/> Hours worked <input type="checkbox"/> Sex	<input type="checkbox"/> Age <input type="checkbox"/> Qualification, highest level of
<input type="checkbox"/> Adults in household, number of			
<input type="checkbox"/> Age			
<input type="checkbox"/> Age of arrival in the UK			
<input type="checkbox"/> Age of children			
<input type="checkbox"/> Age of household reference person			
<input type="checkbox"/> Age of schoolchildren and			

<http://infuse.mimas.ac.uk/>

How to access data: Online Census Tools - WICID

- special type of aggregate data, where there is an origin and destination
- two main types
 - commuting
 - migration

Origin geography: UK Government Office Regions (1999-) **Destination geography:** UK Government Off

Layer: Total migrants [Table MG101]

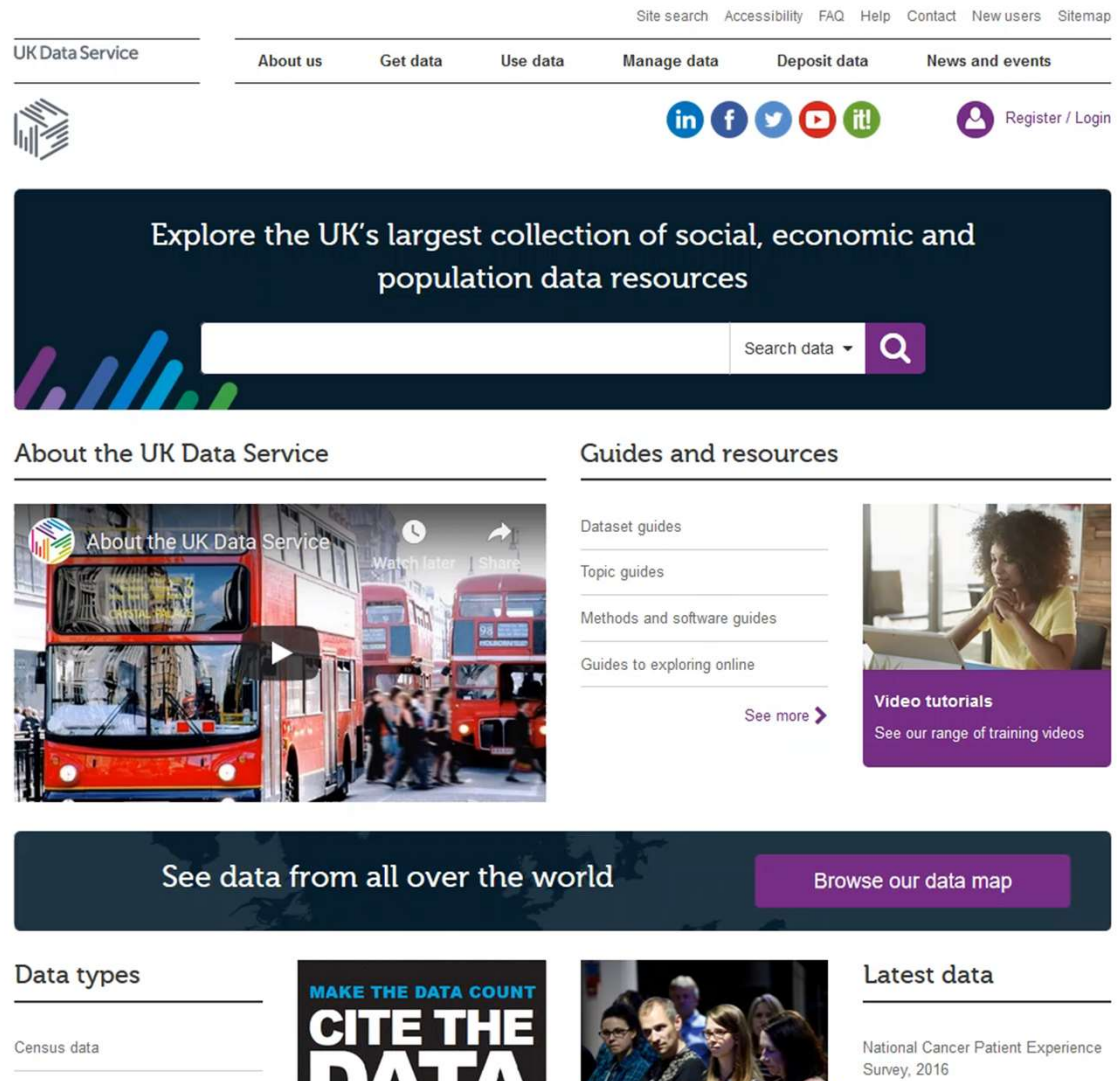
Origins	Destinations						
	North East	North West	Yorkshire and The Humber	East Midlands	West Midlands	East of England	London
North East	222328	5380	8203	3238	2261	2858	4279
North West	5225	585973	17830	9527	10645	6490	11596
Yorkshire and The Humber	7977	14930	460361	15232	6177	6337	9582
East Midlands	2634	8742	14993	353045	12530	11273	9943
West Midlands	2187	10709	7480	14682	421606	6648	10592
East of England	2764	6649	8549	17004	7812	423178	28470
London	3370	9678	8267	11015	9513	53477	641404
South East	3919	11556	11125	18175	14081	25314	51487
South West	2128	6691	5674	6974	10733	8577	15404



UK Data Service

If you need to contact UKDS

- To get assistance go to the Help section on our home page
- Click on “Get in touch” to see the various ways of contacting us



The screenshot shows the UK Data Service homepage. At the top, there is a navigation bar with links: Site search, Accessibility, FAQ, Help, Contact, New users, and Sitemap. Below this is a secondary navigation bar with links: About us, Get data, Use data, Manage data, Deposit data, and News and events. The UK Data Service logo is on the left, and social media icons (LinkedIn, Facebook, Twitter, YouTube, and iTunes) are on the right, along with a 'Register / Login' button. A large dark blue banner in the center contains the text 'Explore the UK's largest collection of social, economic and population data resources' and a search bar with a 'Search data' dropdown and a magnifying glass icon. Below the banner, the page is divided into two columns. The left column is titled 'About the UK Data Service' and features a video player showing a red double-decker bus. The right column is titled 'Guides and resources' and lists links for Dataset guides, Topic guides, Methods and software guides, and Guides to exploring online, with a 'See more' link. A 'Video tutorials' section is also present, showing a woman working on a laptop. At the bottom, there is a dark blue banner with the text 'See data from all over the world' and a 'Browse our data map' button. Below this, the page is divided into three sections: 'Data types' with a link to 'Census data', a 'MAKE THE DATA COUNT CITE THE DATA' graphic, and a 'Latest data' section featuring a photo of a group of people and a link to 'National Cancer Patient Experience Survey, 2016'.

UK Data Service

About us Get data Use data Manage data Deposit data News and events

Site search Accessibility FAQ Help Contact New users Sitemap

Explore the UK's largest collection of social, economic and population data resources

Search data

About the UK Data Service

Guides and resources

Dataset guides

Topic guides

Methods and software guides

Guides to exploring online

See more

Video tutorials

See our range of training videos

See data from all over the world

Browse our data map

Data types

Census data

MAKE THE DATA COUNT

CITE THE DATA

Latest data

National Cancer Patient Experience Survey, 2016

Questions

Please type your questions
in the control panel



END WEBINAR

Contact us:

ukdataservice.ac.uk/help/

Follow us at:

ukdataservice@jiscmail.ac.uk

twitter.com/ukdataservice

facebook.com/ukdataservice