

Using UK Data Service data in dissertations

Dr Jennifer Buckley
Research Associate, University of Manchester

Webinar
7th November 2019



Overview

- UK Data Service
- Finding and accessing data
- Resources for students
- Dissertation Award
- Questions
 - Type into the questions box
 - Answer at the end



What is the UK Data Service?



- Point of access to a wide range of social science data
- Support, training and guidance
- Funded by the ESRC

The screenshot shows the UK Data Service website. At the top right, there are links for Site search, Accessibility, FAQ, Help, Contact, New users, and Sitemap. Below this is a navigation menu with links for About us, Get data, Use data, Manage data, Deposit data, and News and events. The main header features the UK Data Service logo, social media icons for LinkedIn, Facebook, Twitter, YouTube, and i!, and a Register / Login button. A large dark blue banner contains the text "Explore the UK's largest collection of social, economic and population data resources" and a search bar with a "Search data" dropdown and a magnifying glass icon. Below the banner, there are two columns: "How to cite data correctly" with a video thumbnail titled "Why cite data? #CiteTheData" and "Guides and resources" with a list of links: Dataset guides, Topic guides, Methods and software guides, and Guides to exploring online. A small image of a woman working at a laptop is also visible in the guides section.

Our catalogue includes...

data from **surveys** of the UK and other countries

longitudinal studies that follow individuals through time

UK Census data

data from **qualitative studies** such as interview transcripts and field notes

International macrodata
such as the world bank development indicators



Wide range of topics



Why use our data?



Advantages

- Save resources (time, money, effort)
- Use data you could not collect yourself
 - from the past,
 - other countries
 - large/representative samples
- Use high quality data

Disadvantages

- Data not always available
- Available data might not be perfect
- Data can be harder to understand



Find data: search catalogue



Enter search term

Variable and question bank > QualiBank >

STUDIES (7709) SERIES (76)

Date from: Date to:

Topic:

Data Type:

Access:

Displaying 1 - 10 of 7709 results Page 1 of 771

Results per page: Sort by:

SN 853630 [Organisations, staff support and the dynamics and quality of social work practice: a qualitative longitudinal study of child protection work 2017-2018](#)
Ferguson, H, University of Birmingham

SN 853667 [Longitudinal panel study data on household welfare, water resource management and governance in Kenya 2013-2016](#)
Hale, R, University of Oxford Koehler, J, University of Oxford Katuva, J, University of Oxford

Use search terms (boolean logic)
Filter to refine
Sort results

Access to data catalogue

The screenshot shows the UK Data Service website interface. At the top, the browser address bar displays <https://www.ukdataservice.ac.uk/>. The navigation menu includes links for [About us](#), [Get data](#), [Use data](#), [Manage data](#), [Deposit data](#), and [News and events](#). A blue arrow points to the 'Get data' link. Below the navigation, there are social media icons for LinkedIn, Facebook, Twitter, YouTube, and ResearchGate, along with a 'Register / Login' button. The main banner features the text 'Explore the UK's largest collection of social, economic and population data resources' and a search bar with the placeholder 'Search data' and a magnifying glass icon. A blue arrow points to the search bar. Below the banner, there are two sections: 'How to cite data correctly' with a video thumbnail titled 'Why cite data? #CiteTheData' and 'Guides and resources' with a list of links: 'Dataset guides', 'Topic guides', 'Methods and software guides', and 'Guides to exploring online'. A thumbnail image of a woman working at a laptop is also present in the 'Guides and resources' section.



Find data: key data



- About our data
- Key data
- Data by theme
- Data by geography
- Open data
- How to access
- Other providers
- Explore online
- Data access policy
- Thesauri

Key data

Browse our most popular datasets, by data type.

UK surveys	Cross-national surveys	Longitudinal studies	International macrodata
Census data	Business microdata	Qualitative / mixed methods	Administrative data

SHARE

These UK surveys can be used to produce national estimates.

They can all be used to describe a population at one point of time and most can be used to compare populations at more than one time point. Many are large surveys that are used to inform policy.

- [Data Catalogue](#) of UK surveys
- [Case studies](#) relating to UK surveys

Annual Population Survey

The Annual Population Survey (APS) combines data from the Labour Force Survey (LFS) and national boosts. Datasets contain 12 months of data and responses from 155,000 households and 360,000 people. It thus improves intercensal monitoring of key variables for a range of policy purposes.

British Social Attitudes

This National Centre for Social Research (NatCen) survey tracks people's changing

LOGIN / REGISTER

DATA CATALOGUE

GO

OECD DATASETS NOW OPEN TO EVERYONE

We are delighted to announce that the Organisation for Economic Co-operation and Development (OECD) datasets are now available to users without the need for registration or authentication.

QUICK ACCESS TO

Variable and question bank

Dataset guides

RFI ATFD | INKS

Find data: theme pages



- About our data
- Key data
- Data by theme**
 - Ageing
 - Crime
 - Economics
 - Education
 - Environment and energy
 - Ethnicity
 - Food
 - Health
 - Housing
 - Information and communication
 - Labour
 - Politics
 - Poverty
- Data by geography
- Open data
- How to access
- Other providers
- Explore online

Data by theme

SHARE

The UK Data Service has web pages to aid researchers looking specifically for data on particular themes:



Ageing

Ageing is the accumulation of a wide range of changes experienced by a person over time, including physical, psychological, and social factors. In particular, given the rise in life expectancy, there has been increasing focus on the social factors of ageing e.g. longer working hours, pensions, issues related to health and quality of life. Equally, social inequalities caused by increasing longevity also raise a complex set of challenges for policy makers. The UK Data Service holds a variety of data collections related to ageing, from key government and longitudinal surveys to international indicators and qualitative historical interviews.



Crime

'Crime' encompasses a wide range of issues that lie within the remit of several academic disciplines, including sociology, psychology, law and economics. As a theme, crime may cover various topics, ranging from contemporary concerns over youth gangs and anti-social behaviour, through 'white collar' and corporate crime, including crimes against the environment, to serious violence. Crime-related data held by the UK Data Service include not only national crime surveys (which themselves cover diverse issues such as identity theft and alcohol-related disorder in the night-time economy) but also illegal drug use, workers in the criminal justice system, football hooliganism and community policing in Africa.

Economics

LOGIN / REGISTER

DATA CATALOGUE

GO

UK DATA SERVICE NEWSLETTER



Subscribe for consolidated quarterly updates from the UK Data Service

SUBSCRIBE



Students can access the majority of our data collections 😊🔓

😊 Open data

- datasets available without registration or authentication using open data licences
- download and use

😊 Safeguarded data with the End User License (EUL)

- student registers with UK Data Service
- UK students use login from their institution: otherwise apply for username and password.
- to download a dataset: Set up a project , assign data to project



Special license

- may or may not prevent student access
- can take time (e.g. if data owner's permission is needed,



Controlled (secure) data

- no access for undergraduate research projects

Online data exploration

NESSTAR: survey data

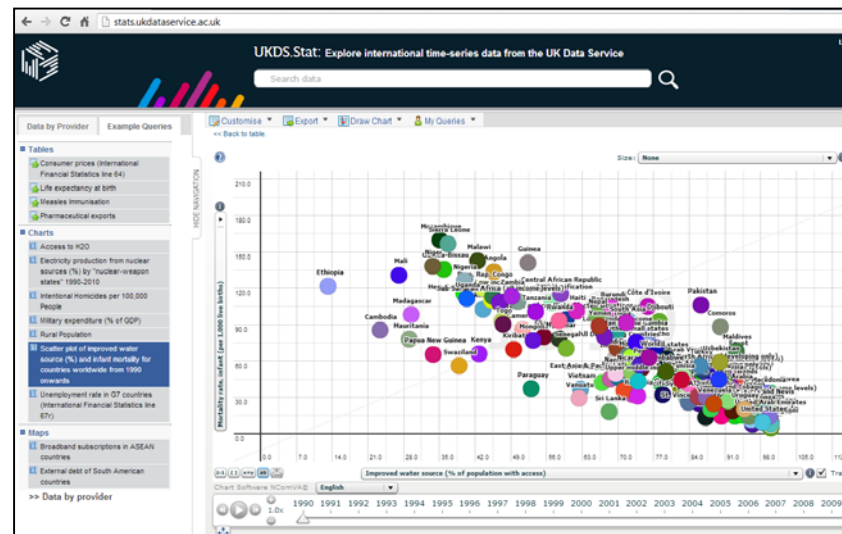
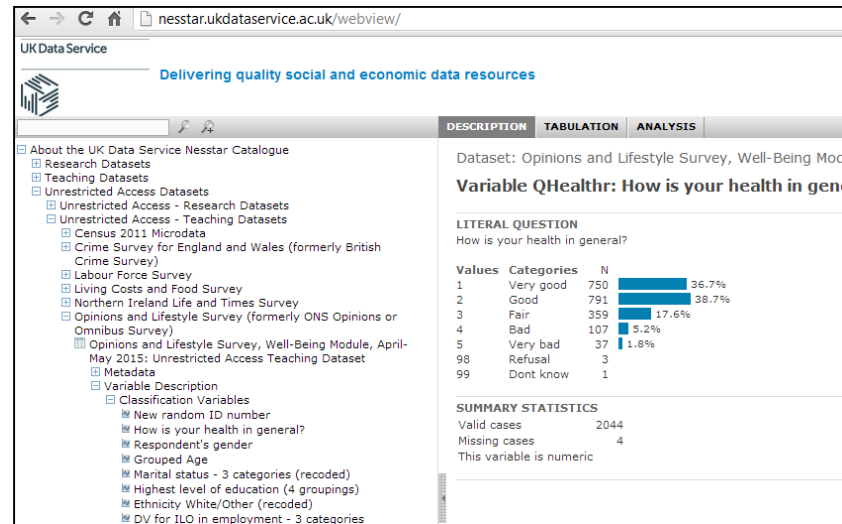
UKDS.Stat: international databases

Allow you to

- Explore data
- Create and download tables/graphs

Help students include statistics and data visualisations in any dissertation.

We have guides to using online tools (including short video demonstrations)



Webinars

Introductory webinars

- [Introduction to the UK Data Service](#), 14 November
- [Finding and accessing data in the UK Data Service](#), 21 November

Register through the events page on our website:

ukdataservice.ac.uk/news-and-events/events.aspx



youtube.com/user/UKDATASERVICE

Recordings of past webinars including

- Key data webinars
- Themed webinars



ukdataservice.ac.uk/use-data



UK Data Service

Site search Accessibility FAQ Help Contact New users Sitemap

About us Get data **Use data** Manage data Deposit data News and events

Home > Use data

Use data

"Information, training and support for our users"

SHARE

Behind everything we do is the desire to see data used to its maximum potential. To help you to make best use of our collection we offer resources and support for users.

This section contains information on:

- [advice and support](#), including information about our helpdesk and training
- a number of [guides](#), [video tutorials](#) and pointers to other useful information
- [examples of how the data have been used by others](#)

LOGIN / REGISTER

DATA CATALOGUE

GO

VIDEO TUTORIALS

View our growing range of training videos

Our tutorial videos are engaging, self-paced, accessible guides to using the UK Data Service



Student resources webpages

UK Data Service


Home Search Accessibility FAQ Help Contact New users Sitemap

About us Get data **Use data** Manage data Deposit data News and events

Home > Use data > Student resources

Student resources

"Welcome to our student pages"



SHARE

The UK Data Service provides access to the UK's largest collection of social, economic and population data.

On these pages you will can find resources to help you explore and make use of this collection such as:

- information about [types of data](#)
- advice on [getting started](#)
- answers to [FAQs](#)
- our guide '[Using Survey Data](#)' – especially written for dissertation students

About the UK Data Service


The UK Data Service collection reflects the issues that affect all our lives and experiences, from birth through education, employment, our social interaction and on to old age. Find out more about our service and data by watching our short video

LOGIN / REGISTER

DATA CATALOGUE

GO

ukdataservice.ac.uk



Using survey data
UK Data Service

USING SURVEY DATA GUIDE

ukdataservice.ac.uk/use-data/student-resources

Using Survey Data Guide



- For project work/dissertations
- Covers:
 - research questions & designs
 - finding & accessing relevant data
 - getting started with data analysis
 - reporting of results
- Includes worksheets
- Available online and as a PDF

Home > Using survey data > Before you start > Concepts and measurements

Before you start, think!

Knowing what you want your research to achieve will make it easier to do.

Introduction	Research topic and questions	Survey data and secondary analysis	Concepts and measurements	Change over time
Worksheet				

SHARE

When doing social research, you need to define key terms and concepts. For example, what do we mean by 'fear of crime'? This stage will require some careful thinking.

Reading

Worksheet: Thinking before doing

This worksheet can help you get started with your research project. Following the worksheet, you will think about:

- your research questions
- the population and units of analysis
- the key concepts in your research

Task – Define your research project

Complete the following three sections to think about your research question, who your research concerns and the key concepts in your research. Remember


- this process may take time
- you might not know all the answers at first
- you can change your mind on further reflection
- the clearer you are here, the easier it will be later

1. What do you want to do?

What is your research topic/area (this may be broad to start with and refined over time)
e.g. fear of crime and the role of the media

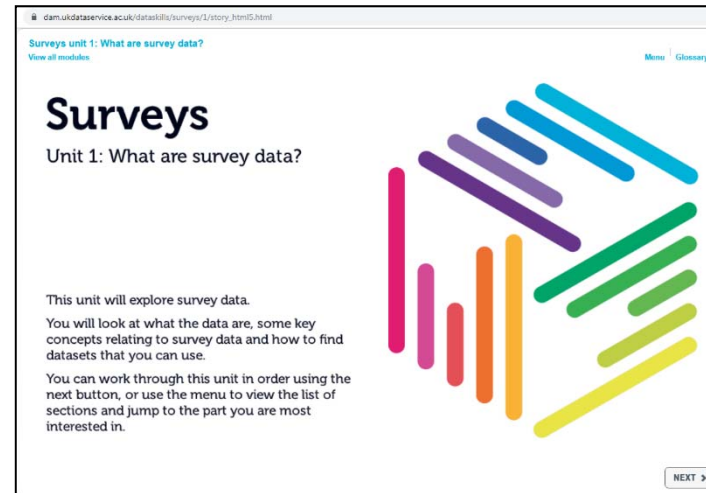
New! Dissertations and their data: promoting research integrity

- A resource pack to support data management and research integrity in undergraduate dissertations
- examples of good practice
- practical templates for consent, transcription, anonymisation and documentation
- link to slides for teaching
- Download the [resource pack](#) and [slides](#)



Learn online through our Data Skills Modules

- Interaction modules on
 - Survey data
 - Longitudinal data
 - Aggregate data
- Own time/pace
- Interactive
 - Videos
 - quizzes and activities
- Introduce key aspects of each data type – for example, the survey modules covers the structure of the data, exploring data and examining relationships between variable to understand patterns.



Dissertation Award 2019-2020

What?

- recognises outstanding undergraduate dissertations from within the social sciences that include excellent reuse of data
- awards for the three best dissertations from this academic year
- £300 award and publicity via our website, blog and Newsletter

Who?

- undergraduate students at UK universities
- any social science discipline
- must have used data available via the UK Data Service

How?

- Complete an entry form
- Send using institutional email
- Deadline for submissions is 12.00noon on 18 May 2020.
- If shortlisted, you'll be asked to submit dissertation



Entry form

- Title of dissertation
- Which data you used
- Your research aims and question(s) - What did you want to find out and why? [max 200 words]
- The data and methods used and how these suited the research aims? [max 200 words]
- Your main findings and their implications? With one example of data as evidence such as an important graph or excerpt of an interview transcript [max 300 words]

Previous entries

Mix of topics and datasets, read more on our website (link from the Dissertation Award page)

- British Social Attitudes survey

public opinion on immigration

- 1970 British Cohort Study

wage differentials by degree classification

- Wealth and Assets Survey

models of consumption

- Crime Survey for England Wales

victim reporting of partner abuse

- Labour Force Survey

relationship between higher education and fertility in the UK

- British Election Study

political partisanship and voting: the role of politically partisan parents

- GP data with data from the 2011 Census

spatial determinants of obesity levels in Scotland

To conclude: summary, tips and questions

- 1) Students can use most data available from the UK Data Service (except controlled data)
 - student pages highlight most accessible datasets
- 2) Look at what guides and resources can help you find, access and use data
 - Helpdesk for data related queries
- 3) Enter the UK Data Service Dissertation Award