
Finding and accessing data via the UK Data Service

3rd May 2018

The webinar will begin at 15.00

Please note that you now have a menu in the top right corner of your screen.

The red button with a white arrow allows you to expand and contract the webinar menu. In it...

- You can write questions/comments (we don't have an option to ask questions out loud today)
- You can test and change your audio
- You can download today's slides.



Can you hear me?



UK Data Service



Can you hear me?

If NOT:

- Check your volume, and that your speaker/headset is plugged in
- Your invitation also included a phone number, you can call that to listen in
 - UK +44 (0) 330 221 9922
 - US +1 (909) 259-0027
- We are recording this webinar, so you can always listen to it later through our YouTube channel



Welcome

An introduction...



Simon Parker
UK Data Service
University of Essex



What we will cover in this session

Introduction to our Data

Finding data

- Key data
- Discover
- Useful resources

How to Access Data

Questions (c. 20 mins)



Quantitative looks like...

	AgeB2	sgrade	Soc	Soc2	gor	sex	Eth	Reg	gen	tenure	Empstat	qual	marstat	access	Income	Broadsheet
1	35-44	E	C2DE	DE	North We	Male	White	North	Generati	Rented f	Not work	GCSE/O-L	Married/	Has inte	11500 -	no BROAD
2	35-44	C1	ABC1	C1C2	North We	Male	White	North	Generati	Rented f	Not work	A-Level	Married/	Has inte	25000 PL	no BROAD
3	35-44	C2	C2DE	C1C2	East Mid	Female	White	Midlands	Generati	Owner (b	Working	Vocation	Married/	Has inte	25000 PL	no BROAD
4	65+	D	C2DE	DE	East Mid	Female	White	Midlands	Baby boo	Owned ou	Not work	Vocation	Married/	Has inte	17500 -	no BROAD
5	65+	D	C2DE	DE	East Mid	Male	White	Midlands	Pre war	Owned ou	Not work	Vocation	Divorced	No inter	-1	no BROAD
6	35-44	C2	C2DE	C1C2	East Mid	Male	White	Midlands	Generati	Rented f	Working	GCSE/O-L	Married/	Has inte	-1	no BROAD
7	55-64	C1	ABC1	C1C2	North We	Male	White	North	Baby boo	Owned ou	Working	A-Level	Married/	Has inte	25000 PL	no BROAD
8	45-54	C1	ABC1	C1C2	North We	Female	White	North	Generati	Owner (b	Working	GCSE/O-L	Divorced	No inter	17500 -	no BROAD
9	16-24	D	C2DE	DE	North We	Female	White	North	Generati	Owned ou	Working	A-Level	Single	Has inte	-1	no BROAD
10	55-64	C1	ABC1	C1C2	North We	Female	White	North	Baby boo	Owned ou	Working	Vocation	Divorced	Has inte	25000 PL	no BROAD
11	65+	B	ABC1	AB	West Mid	Female	White	Midlands	Pre war	Owned ou	Not work	No forma	Divorced	No inter	-1	no BROAD
12	55-64	C2	C2DE	C1C2	West Mid	Female	White	Midlands	Baby boo	Owned ou	Not work	Vocation	Married/	Has inte	6500 - 1	no BROAD
13	35-44	C1	ABC1	C1C2	West Mid	Male	White	Midlands	Generati	Owner (b	Working	A-Level	Married/	Has inte	25000 PL	no BROAD
14	65+	C2	C2DE	C1C2	West Mid	Female	White	Midlands	Pre war	Owned ou	Not work	No forma	Divorced	No inter	11500 -	no BROAD
15	55-64	C1	ABC1	C1C2	North We	Female	White	North	Baby boo	Owned ou	Not work	A-Level	Married/	Has inte	-1	no BROAD
16	65+	C1	ABC1	C1C2	Scotland	Male	White	Scotland	Baby boo	Owned ou	Not work	Other	Divorced	Has inte	6500 - 1	no BROAD
17	45-54	C1	ABC1	C1C2	Scotland	Female	White	Scotland	Generati	Owner (b	Working	A-Level	Married/	Has inte	25000 PL	BROADSHE
18	16-24	C1	ABC1	C1C2	Scotland	Female	White	Scotland	Generati	Owner (b	Working	A-Level	Single	Has inte	-1	no BROAD
19	65+	D	C2DE	DE	Scotland	Female	White	Scotland	Baby boo	Owned ou	Not work	No forma	Married/	Has inte	17500 -	no BROAD



Qualitative data looks like...

Information about interviewee

Date of birth : 1902
Gender : M
Marital status : Married
Occupation : Railway worker
Geographic region : Stoke-on-Trent, Staffs

I : Can I have your full name please?

FW : Frank Woolley.

I : And your present address?

FW : 34 Speedwell Street, Longton.

I : And are you married?

FW : Yes.

I : And the year of you marriage?

FW : 1930.

I : The year you were born?

FW : 1902.

I : And where were you born?

FW : Ashfield Road, Longton.

I : Can you remember how many years you lived in Edgefield Road in the house where you were born?

FW : No, I'm afraid not.

I : Can you remember if you stayed in that house until 1918 or were there any moves in between?

FW : Oh there's moves in between.

I : Can you remember where you moved to from Edgefield Road?

FW : The first address I can remember living in is number 8 Heathcote Street, as I can remember living in. So I must have been a baby when I left Edgefield Road.

I : So you can't have lived there very long at all?

FW : No. And then the next address is Melvin Street.

I : Can you remember how long you were there?

FW : Oh I should be there 'til I'm about nine I should imagine, eight or nine.

I : And then where did you move to?

FW : 57 Speedwell Street. And that's - that's where I stayed 'til I was married.

I : Do you remember why the family made all these moves?

FW : Oh well in them days they used to do, families could go anywhere. There was always houses empty you know.

I : Do you know why this was?

FW : Well - I couldn't say really. 'Cos I can remember in this row here, three or four houses empty at a time.

I : Couldn't people afford them?

FW : Well they could afford a them but they could move anywhere - but the reason why did move into Speedwell Street is when the family was getting bigger, had a three roomed house see.

I : So as the family increased you need a larger house?

FW : Yes.

I : Can you remember how many brother and sisters you had?

FW : I had three brothers, seven sisters.

I : So there was eleven children altogether?

FW : Yes.



Types of data available from us

By type

- Detailed data about persons
 - UK surveys
 - Census microdata
 - Cohort and longitudinal studies
 - Cross-national surveys
 - Business surveys
- Data about places
 - Small areas – census data
 - Countries – international time series
- Qualitative and mixed method

By purpose

- Research
- Teaching
- Samplers


By detail

- Variables and questions

Key Data

Good place to start
when you begin
exploring data

Data is grouped by type




Data series record

Many data are part of a series

Data Access – Datasets are listed here

FAQs – Answers to common question users have about the series

Search – search for specific terms used within the series



Data series record

- Data Access – Lists the available datasets
- FAQs - Answers to common questions about the series
- Related resources – studies and cases which have some similarity to the series



Catalogue record

Catalogue record – Information about the specific dataset

Click on the Download/order button to obtain the data

Abstract – Guidance to help users understand the data

Documentation – codebooks, questionnaires and user guides

The screenshot shows the UK Data Service Discover interface. At the top, there are navigation links: About us, Get data, Use data, Manage data, Deposit data, and News and events. Below this is the breadcrumb 'Discover > Catalogue' and the title 'Catalogue'. A 'SHARE' button is visible on the right. The main content area displays the title 'British Social Attitudes Survey, 2015' and provides links for 'Documentation', 'Related Studies', 'Publications', 'Syntax', 'Access online', 'Download/Order', and 'DDI XML'. The 'TITLE DETAILS' section lists various metadata fields: SN (8116), Title (British Social Attitudes Survey, 2015), Alternative title (BSA), Persistent identifier (10.5255/UKDA-SN-8116-1), Series (British Social Attitudes Survey [British Social Attitudes Survey, 1983-]), Depositor (NatCen Social Research), Principal investigator(s) (NatCen Social Research), Data collector(s) (NatCen Social Research), and Sponsor(s) (Department for Work and Pensions, The King's Fund, Department for Transport, Economic and Social Research Council, Public Health England, Aarhus University). The 'CITATION' section provides a citation for the study and a text box containing the citation text: 'NatCen Social Research, (2016). *British Social Attitudes Survey, 2015*. [data collection]. UK Data Service. SN: 8116, <http://doi.org/10.5255/UKDA-SN-8116-1>'. Below the text box, there is a link to 'Select the text above to add data citation in your outputs.' and a 'Select citation format' dropdown menu set to 'APA', with a link to 'XML citation formats: CSL EndNote'.



Catalogue record

- Abstract – Provides information about the focus of the survey and other details which will aid researchers
- Coverage, Universe, Methodology – Spatial units, observation units, cases, methodology
- Documentation – Study information, questionnaires, codebooks, user guides

Discover

Discover is our search tool which allows users to find and browse data, guides, case studies, and publications

Simply enter your search term and choose to search either our data or website

Discover is present on a majority of our website pages

[Discover](#)

The screenshot shows the top navigation bar of the UK Data Service website. It includes the logo, navigation links for 'About us', 'Get data', 'Use data', 'Manage data', 'Deposit data', and 'News and events', and social media icons for LinkedIn, Facebook, Twitter, YouTube, and iTunes. A 'Register / Login' link is also present. Below the navigation is a dark blue banner with the text 'Explore the UK's largest collection of social, economic and population data resources'. A search bar is located in the center of the banner, with a red arrow pointing to it. To the right of the search bar is a 'Search data' dropdown menu and a magnifying glass icon. Below the banner are two columns of content. The left column is titled 'About the UK Data Service' and features a photograph of red double-decker buses in London. The right column is titled 'Guides and resources' and lists several categories: 'Dataset guides', 'Topic guides', 'Methods and software guides', and 'Guides to exploring online'. A 'See more >' link is provided below these categories. A purple box on the right side of the 'Guides and resources' section is titled 'Video tutorials' and contains the text 'See our growing range of training videos'.


Initial search results

Here I performed a search using the term 'crime'

Discover found 891 results in our data collection

There are also 19 case studies, 266 ESRC outputs, 5 guides and 14 data series

UK Data Service Discover



- Discover
- Variable and question bank
- QualiBank
- Type
 - Data collections (891)
 - Case studies (19)
 - Series (14)
 - ESRC outputs (266)
 - Support / how to guides (5)

Refine

- Subject +
- Date +
- Data type +
- Key data +
- Country +
- Data format +
- Spatial unit +
- Analysis unit +
- Access +
- Access tools +
- Depositor +
- Teaching data +

About us Get data Use data Manage data Deposit data News and events

Discover

Discover

Search and browse our data collections, support guides, case studies, and related publications.

Q crime






Reset filters | Clear search | Auto-complete | Advanced search | Help

Case study Data collection Series record ESRC output Support guide Guide to icons

Results per page: 10 Sorted by: Relevance

Displaying 1-10 of 891 results

- 1
- 2
- 3
- 4
- 5
- ▶▶▶


-  SN 3591 British Crime Survey, 1994
Home Office. Crime and Criminal Justice Unit
+ Full record... [Download/Order](#) | [DDI XML](#) | [Similar data collections](#)
-  SN 5796 Scottish Crime Survey, 2003
Scottish Government
+ Full record... [Download/Order](#) | [DDI XML](#) | [Similar data collections](#)
-  SN 4542 Scottish Crime Survey, 2000
MVA Limited
+ Full record... [Download/Order](#) | [DDI XML](#) | [Similar data collections](#)
-  SN 3202 British Crime Survey, 1992
Home Office. Research and Planning Unit
+ Full record... [Download/Order](#) | [DDI XML](#) | [Similar data collections](#)
-  SN 3832 British Crime Survey, 1996
Home Office. Research and Statistics Directorate



Limiting your search results

The filters on the left-hand side can be used to find a suitable study

Filters include data type, country, spatial unit, date, and access conditions



Ordering your search results

Results can be ordered by date, title, or number of downloads

The screenshot shows the UK Data Service Discover website. The search bar contains the text "crime" and a "GO" button. Below the search bar, there are options for "Reset filters", "Clear search", "Auto-complete" (checked), "Advanced search", and "Help". The search results are displayed in a list format, with the first result being "SN 7875 Long-Term Trajectories of Crime in the United Kingdom, 1982-2013" by Farrall, S., University of Sheffield. A dropdown menu is open, showing sorting options: "Relevance" (selected), "Date (latest first)", "Date (earliest first)", "Title (A-Z)", "Title (Z-A)", and "Most downloaded data".

UK Data Service Discover

You are not logged in | [Login to Discover](#) | [Site Search](#) [FAQ](#) [Help](#) [Contact](#)

[About us](#) [Get data](#) [Use data](#) [Manage data](#) [Deposit data](#) [News and events](#)

Discover

Discover

Search and browse our data collections, support guides, case studies, and related publications.

crime GO

Reset filters | Clear search | Auto-complete | [Advanced search](#) | [Help](#)

[Case study](#) [Data collection](#) [Series record](#) [ESRC output](#) [Support guide](#) [Guide to icons](#)

Results per page: 10 Sorted by: Relevance

Displaying 1-10 of 81 results

[SN 7875 Long-Term Trajectories of Crime in the United Kingdom, 1982-2013](#)
Farrall, S., University of Sheffield. Centre for Criminological Research
[Full record...](#)

[Download/Order](#) | [DDI XML](#) | [Similar data collections](#)

[SN 7730 European Union Agency for Fundamental Rights: Violence Against Women Survey, 2012: Special Licence](#)
Access
European Union Agency for Fundamental Rights (FRA)
[Full record...](#)

Discover

Variable and question bank

QualiBank

Type +

Subject +

Date +

Data type +

Key data +

Country +

Data format +

Spatial unit +

Analysis unit +

Access +

Access tools +




Being more specific – advanced search

Advanced search can be accessed in Discover

Multiple search terms can be used

Search by spatial unit, subject, data type, and others



Variable and question bank

Variable and question bank can be accessed from Discover

Search for terms of interest

The screenshot shows the UK Data Service Discover interface. The top navigation bar includes links for 'About us', 'Get data', 'Use data', 'Manage data', 'Deposit data', and 'News and events'. The main heading is 'Variable and question bank'. A search bar contains the term 'sausages'. Below the search bar, there are filters for 'Country', 'Date', and 'Data collector'. The search results display two entries: 'Sausages : Percentage of Sausages' and 'SAUSAGES : Sausages (g)', both from the 'National Diet and Nutrition Survey Years 1-4, 2008/09-2011/12'. The interface also shows a 'My Variables' cart icon and a 'Discover > Variables' breadcrumb.



Qualibank

Qualibank can also be accessed from Discover

Allows users to search the qualitative resources archived at the UK Data Service

Filters can be used to find relevant studies

Welcome Simon. You are logged into QualiBank | Site Search FAQ Help Contact

About us Get data Use data Manage data Deposit data News and events

Discover > QualiBank

QualiBank

Search and browse a selection of qualitative surveys, interview and open-ended questions.

Search: poverty GO

Reset filters Clear search Auto-complete Copyright Collections Help

Extract Image File Audio

Results per page: 10

Displaying 1-10 of 249 results

1 2 3 4 5 >>>

Essay by 15639116
SN5050 ELSA, 1998-2013
Sex: Female. Age group: 55-64. Socio-economic status: Intermediate. Region: North East.
... Aids in Africa **Poverty** in Africa Waste food, energy, drinking in U.K. ...
[Access this collection from Discover](#)

Biography of Peter Townsend
SN6226 Pioneers, 1996-2012
Sex: Male. Age group: 65-74. Socio-economic status: Higher managerial/admin/professional.
... Legacy Peter Townsend, sociologist and social policy researcher, was an internationally leading authority on the measurement of **poverty** and disability, always believing in mixed methods, and a prolific life-long author. His first research was an in-depth London study of The Family Life...
[Access this collection from Discover](#)

Biography of Dennis Marsden
SN6226 Pioneers, 1996-2012
Sex: Male. Age group: 65-74. Socio-economic status: Higher managerial/admin/professional.
... Department at the University of Essex, part of a team put together by Peter Townsend for his celebrated survey of **Poverty** in the United Kingdom. Marsden was to remain at Essex, as Lecturer and eventually Professor, until his retirement in 1999. In this time he came to be recognised as one of the pioneers of...
[Access this collection from Discover](#)

UK Data Service Discover

Discover

Variable and question bank

QualiBank

Collection title

- The Edwardians (89)
- Mothers Alone (40)
- Pioneers (36)
- Policing in Post-War England (27)
- 100 Families (23)

Show more... Refine

Resource type +

Open / Closed +

Date +

Sex +

Age group +

Socio-economic status +

Region +



Theme Pages

Theme pages group data and resources by topic

Resources are grouped into 12 thematic areas

Theme page lists key data, tips on how to search in Discover, research using our data, and other resources

The screenshot shows the UK Data Service website. At the top, there is a navigation bar with links for 'About us', 'Get data', 'Use data', 'Manage data', 'Deposit data', and 'News and events'. Below this is a search bar with the text 'Search data' and a magnifying glass icon. The main content area is divided into two columns. The left column is titled 'About the UK Data Service' and features a video player showing red double-decker buses. The right column is titled 'Guides and resources' and lists 'Dataset guides', 'Topic guides', 'Methods and software guides', and 'Guides to exploring online'. Below this list is a 'See more' link and a 'Video tutorials' section with the text 'See our growing range of training videos'. At the bottom of the page, there is a dark blue banner with the text 'See data from all over the world' and a 'Browse our data map' button. Below the banner, there are three sections: 'Data types' with links for 'Census data', 'International macrodata', and 'Longitudinal studies'; '#DataImpactFellows' with a video player; and 'Latest data' with links for 'OECD Main Economic Indicators Databank, 1960-2017' and 'IMF International Financial Statistics, 1948-2017'.

UK Data Service



HASSET

HASSET is a thesaurus

Search for key terms

Find related terms that may also capture what you are looking for

Search in Discover for these terms

[HASSET](#)

The screenshot shows the HASSET thesaurus interface. At the top, there is a navigation bar with the HASSET logo and the text 'Hasset - Thesaurus search - View concept - Current version'. Below this is a 'View concept' section with two tabs: 'Current version' (selected) and 'Visual graph'. On the left side, there is a sidebar with navigation links: 'Home', 'New search', and 'Login'. The main content area is divided into three columns. The first column is titled 'Jump to another Preferred term' and contains a search input field. The second column is a hierarchical list of terms under the heading 'ECONOMICS', with 'POVERTY' highlighted in green. The third column is titled 'Preferred term (core)' and contains the term 'POVERTY' in green, followed by 'Use for' (POVERTY LEVEL), 'Broader terms' (ECONOMIC CONDITIONS, SOCIAL DISADVANTAGE, SOCIAL INDICATORS), 'Related terms' (FINANCIAL DIFFICULTIES, HOMELESSNESS, HUNGER, LIVING CONDITIONS, PAWNSHOPS, POOR PERSONS, STANDARD OF LIVING, WEALTH, WEALTHY PERSONS), 'SKOS Concept' (Search in UK Data Service Discover), and 'Notation code' (E03.05.06). The 'SKOS Concept' and 'Search in UK Data Service Discover' text is circled in red.



Data Map



Top tips

- Key Data
- Theme pages
- Discover
- Variable and question bank
- HASSET
- What have published researchers used?






Who should be able to access data?

- Anyone should be able to access any data it's our right!
- It depends – what confidentiality promises were made to the original research participants?
- It depends – are the data personal?
- Only professional researchers – we can be trusted
- No one, there's too much risk of identifying someone!








Access policy

Type		Our terminology	Who can access it?
	Open	Open data	No restriction. But please cite the data.
	Safeguarded	End User Licence	Registered users of the service. Special Licence access has to be approved.
		Special Licence	
	Controlled	Secure Access	Access is limited to approved researchers who can demonstrate their trustworthiness around personal data and have passed SURE training.
	ReShare	ReShare	Where depositors have self-deposited data, conditions are described in the record and may be non-standard. A small number of studies may not have accessible outputs.

[How to Access](#)



Common access routes

Icon	Tool	Type of data used for	What it is
 Download/Order	Download (or order some special data)	Most studies. Data usually in SPSS, Stata, Tab	Download in zipped format
 Access online	Nesstar	Data about persons.	Explore the data online, do simple analyses & subset
	.stat	International time series	Pull out extracts and download
	InFuse	Census count data	Locate census counts for areas by topic and download
	WICID	Census flows	Locate travel to work, second residence or migration counts

Nesstar



Summary

- Key data is a good starting point
- Our search tool is called Discover, you can;
 - Filter your results
 - Order your results
 - Do an advanced search
 - Search for variables (some studies only)
 - Do a specialist search for qualitative data (some studies only)
- Data by theme can find resources related to an area
- Some studies are available to use online through Nesstar or UKDS.stat
- Other studies are available for download
- Access policy reflects the confidentiality of the data



Ask us...

- To get assistance go to the help section on our home page
- Click on 'get in touch' to see the various ways of contacting it

The screenshot shows the UK Data Service website. At the top right, the navigation menu includes 'Site search', 'Accessibility', 'FAQ', 'Help', 'Contact', 'New users', and 'Sitemap'. The 'Help' link is circled in red. Below this is a secondary menu with 'About us', 'Get data', 'Use data', 'Manage data', 'Deposit data', and 'News and events'. The 'Deposit data' link is also circled in red. A 'Register / Login' button is visible on the right. The main content area is titled 'Help' and features the text 'How can we help?' and a bar chart with pink bars of varying heights. Below the chart, there is a 'SHARE' button with a left-pointing arrow. The text below the chart reads: 'If you are new to our service, you may find the [New user](#) page or our [FAQs](#) helpful. We have also developed a [Student forum \(via Facebook\)](#) for students who would like peer-to-peer support and information on using data in their research and learning. If you do need to contact us, please [get in touch](#).' The 'get in touch' link is circled in red.



Questions

Please type your questions
in the control panel

