

# Data and resources for teaching

Maureen Haaker, Lecturer, University of Suffolk  
Patty Doran, Research Associate, University of Manchester

28 September 2020



# Overview

- A short history of “research-led teaching”
- Case study of our data re-used for teaching
- Quantitative resources
- Qualitative resources
- Question and answer

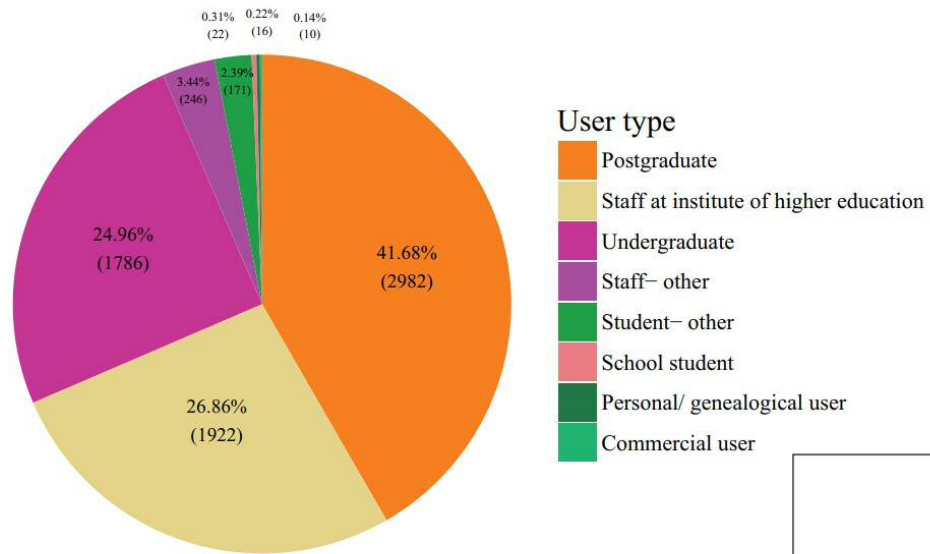


Figure 1. Downloaded data by type of user, 2002-2016, UK Data Service.

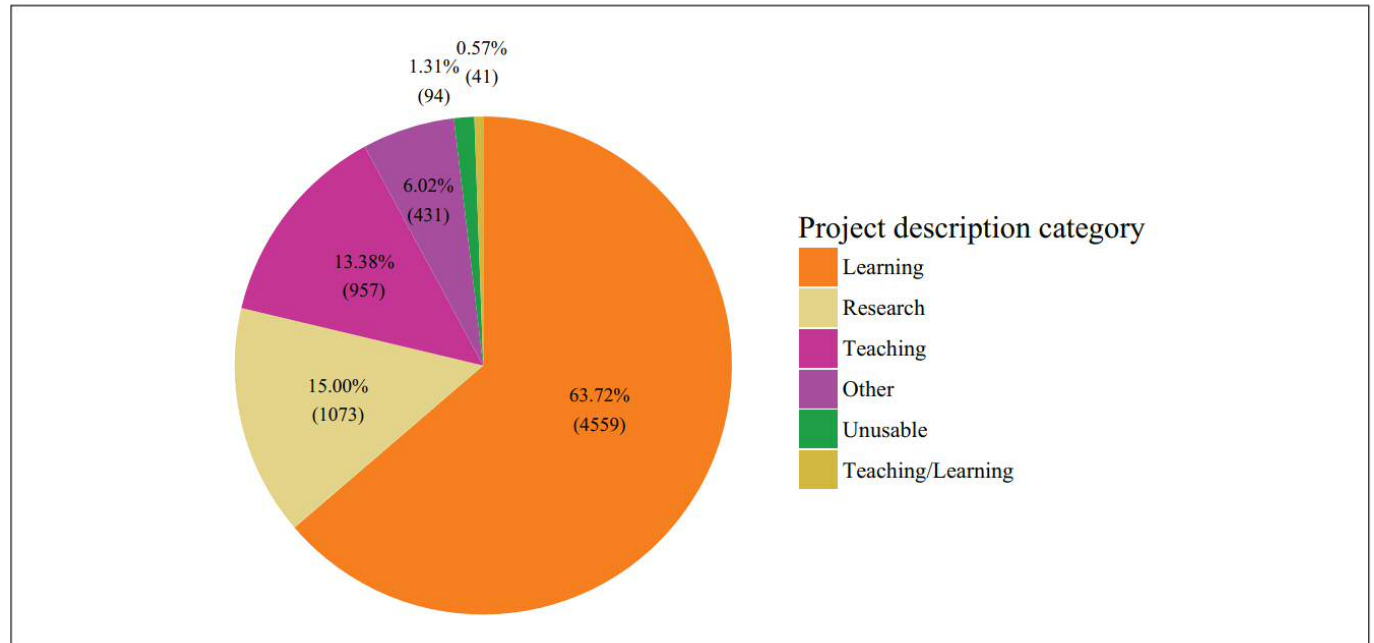
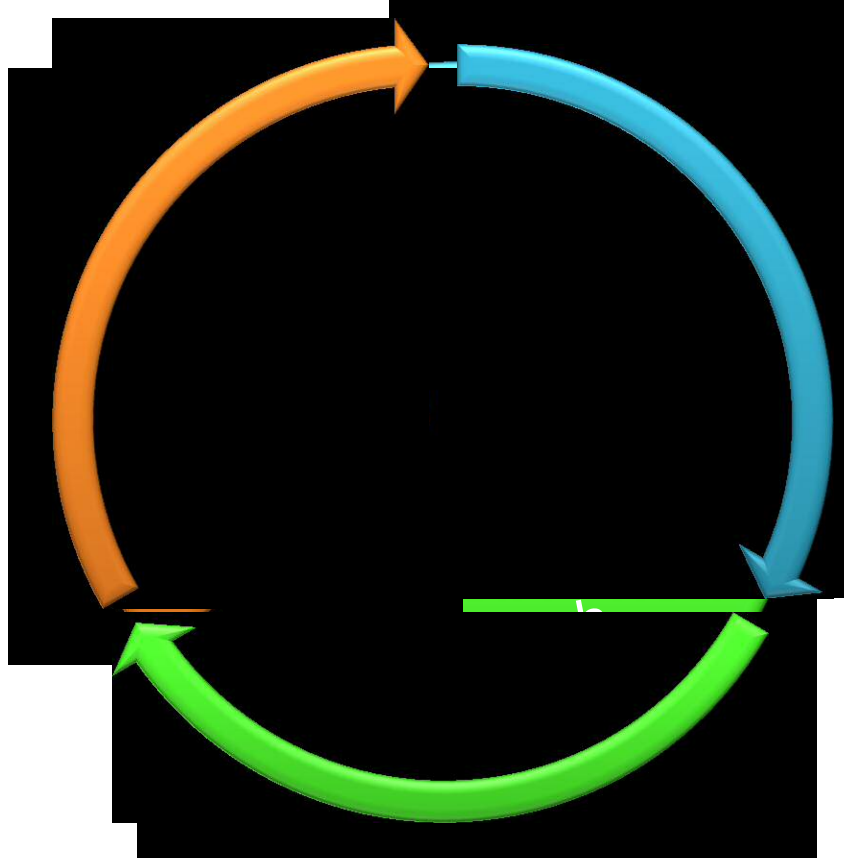


Figure 2. Reuse purposes of qualitative data downloaded from UK Data Service during the period 2002-2016.



# Development of research-led teaching

- “...[U]niversities ought to ‘set as a mission goal the improvement of the nexus between research and teaching ... to increase the circumstances in which teaching and research have occasion to meet’” (Hattie and Marsh 1996, p. 533).
- Healey and Jenkins (2009, p. 7) described 4 types of research-informed teaching:
  - Research-led, or learning about research in the discipline
  - Research-tutored, or engaging in research discussion
  - Research-oriented, or developing research and inquiry skills
  - Research-based, or undertaking research and inquiry

“The new Teaching Excellence Framework (TEF) is intended to provide a mechanism to measure and reward excellent teaching. While this may take many different forms, one area where universities may be able to seek commendation is research-informed teaching.”

HEA, “Breaking down the divide between research and teaching”

# Jo Haynes

- Re-using data left more time to focus on developing analytical skills
- Students had to re-imagine the data from different perspectives, sometimes drawing arguments and conclusions that spanned beyond the original researchers' works.
- “Good way to engage with research...and reach a critical dialogue with British research.” Haynes (2011)
- Published “A Tale of Two Analyses” with Demelza Jones (<https://journals.sagepub.com/doi/10.5153/sro.2523>)
- Read her case study here: <https://beta.ukdataservice.ac.uk/impact/case-studies/case-study?id=22>



# Quantitative Data for Teaching

- Data catalogue
- Teaching datasets
- Open datasets
- Census data
- Nesstar

Explore the UK's largest collection of social, economic and population data resources

teaching dataset |

Search data ▾





# Teaching datasets

Results per page:

10

Sort by:

Relevance

---

SN 4740 | [British Crime Survey, 2000: Teaching Dataset](#)

University of Manchester

---

SN 7402 | [Health Survey for England, 2011: Teaching Dataset](#)

University of Manchester | NatCen Social Research

---

SN 3160 | [General Household Survey, 1987: Teaching Dataset](#)

Arber, Sara

---

SN 3161 | [General Household Survey, 1991: Teaching Dataset](#)

Arber, Sara

---

SN 5033 | [Health Survey for England, 2002: Teaching Dataset](#)

University of Manchester

---

SN 4736 | [Labour Force Survey, 2002: Teaching Dataset](#)

University of Manchester

---

# Catalogue Record

## Crime Survey for England and Wales, 2013-2014: Teaching Dataset

Details

Documentation

Resources

Access data

### Details



<b>Title:</b>	Crime Survey for England and Wales, 2013-2014: Teaching Dataset
<b>Study number (SN):</b>	7911
<b>Access:</b>	These data are <a href="#">safeguarded</a>
<b>Persistent identifier (DOI):</b>	<a href="#">10.5255/UKDA-SN-7911-1</a>
<b>Principal investigator(s):</b>	Office for National Statistics University of Manchester, Cathie Marsh Institute for Social Research (CMIST), UK Data Service

# Access Data

## Crime Survey for England and Wales, 2013-2014: Teaching Dataset

[Details](#)[Documentation](#)[Resources](#)[Access data](#)

### Access data

The Data Collection is available to users registered with the UK Data Service.

Commercial use of the data requires approval from the data owner or their nominee. The UK Data Service will contact you.

Download these data by adding them to your account.

[Add to account](#)

Explore these data online using Nesstar.

[Access online](#)



DESCRIPTION

TABULATION

ANALYSIS



- [-] About the UK Data Service Nesstar Catalogue
  - [+] Research Datasets
  - [+] Unrestricted Access Datasets
  - [-] Teaching Datasets
    - [+] Avon Longitudinal Study of Parents and Children, Sampler Datasets
    - [+] British Cohort Studies
    - [+] British Household Panel Survey
    - [+] Cohort and Longitudinal Studies Enhancement Resources (CLOSER)
    - [-] Crime Survey for England and Wales (formerly British Crime Survey)
      - [+] Crime Survey for England and Wales, 2013-2014: Teaching Dataset
        - [+] Metadata
        - [+] Variable Description
      - [+] Crime Survey for England and Wales, 2011-2012: Teaching Dataset
      - [+] British Crime Survey 2007-2008: Unrestricted Access Teaching Dataset
      - [+] British Crime Survey 2007-2008: Teaching Dataset
      - [+] British Crime Survey, 2000 : X4L SDIT Teaching Dataset
      - [+] British Crime Survey, 2000: Teaching Dataset
    - [+] English Housing Survey
    - [+] English Longitudinal Study of Ageing
    - [+] Expenditure and Food Survey

## Dataset: Crime Survey for England and Wales, 2013-2014: Teaching Dataset

### Abstract

The *Crime Survey for England Wales 2013-2014: Teaching Dataset* is based on the *Crime Survey for England Wales 2013-2014* (available from UK Data Archive under SN 7619) and constitutes real data which are used by the government and are behind many headlines. The teaching dataset contains fewer variables and has been subjected to certain simplifications and additions for the purpose of learning and teaching.

The main differences are:

- the number of variables has been reduced;
- weighting has been simplified;
- a reduced codebook is provided;
- additional continuous variables have been created (using principle components analysis of pre-existing variables) in order to facilitate their use in quantitative methods classes.

Further information is available in the study documentation (below) which includes a dataset user guide.

### Main Topics

The main topics covered are:

- experience of crime;
- fear of crime;
- attitudes to the Criminal Justice System;
- anti-social behaviour;
- socio-demographics

# Quantitative Resources

- Teaching ideas
- Methods and software guides
- Dataset guides
- e-books



# Methods and Software Guides

## Data management

- Dissertations and their data: promoting research integrity in undergraduate projects
- Big data and data sharing: Ethical issues
- Microdata handling and security: guide to good practice

## Software guides

- What is Stata?
- [What is SPSS 20 for Windows?](#)
- Using R to analyse key UK surveys

## Survey data

- What is weighting?
- What is complex sample design?
- Analysing change over time: repeated cross sectional and longitudinal survey data
- What are hierarchical files?

# Online PDF Guides

The screenshot shows a web browser window with the address bar containing <https://ukdataservice.ac.uk/media/>. The page content includes a large pink circle with a black bar chart inside. The text on the page reads: ukdataservice.ac.uk, What is SPSS 20 for Windows?, UK Data Service, and a logo consisting of a grid of colored lines.



# Online PDF Guides

1. What is SPSS 20 for Windows?
2. Viewing data and output
3. Exploratory analysis
4. Data manipulation
5. Using hierarchical data
6. Linking and merging files



## Contents

1. What is SPSS 20 for Windows?	2
2. Viewing data and output in SPSS	2
2.1 Data View and Variable View	2
2.2 Changing settings in SPSS	5
2.3 The Statistics Viewer	6
3. Exploratory analysis in SPSS 20	7
3.1 Weighting your data in SPSS	7
3.2 Creating a one-way frequency table and bar chart	7
3.3 Dealing with missing values	10
3.4 Filtering the data to select certain cases	12
3.5 Comparing two variables	14
3.6 Graphing two categorical variables	16
4. Data manipulation in SPSS	21
4.1 Recoding variables	21
4.2 Computing new variables	24
5. Using hierarchical data in SPSS	27
5.1 Selecting one individual per household	27
5.2 Summarising characteristics of groups in hierarchical data	31
5.3 Attaching household data to an individual level file	34
6. Linking and merging files in SPSS	39
6.2 Linking multiple files at the same level of measurement	39
6.3 Attaching household level data to individuals	43
6.4 Merging files with different cases but the same variables	43



# Resources for Students

- Information about types of data
- Advice on getting started
- Answers to FAQs
- Our guide 'Using Survey Data' – especially written for dissertation students
- Data Skills Modules

# Using Survey Data Guide



# Data Skills Modules

[Surveys unit 1: What are survey data?](#)

[View all modules](#)

[Menu](#) | [Glossary](#)

## Surveys

### Unit 1: What are survey data?

This unit will explore survey data.

You will look at what the data are, some key concepts relating to survey data and how to find datasets that you can use.

You can work through this unit in order using the next button, or use the menu to view the list of sections and jump to the part you are most interested in.



# New Website

- Launching October 28th
- All teaching and student resources will be located under **Teaching and Events**.

## **Teachers: Training and Events > Teaching**

Content: Accessing and sharing data for teaching; Dissertations; Managing data; Schools; teaching datasets; Teaching resources - qualitative and quantitative

## **Students: Training and Events > New User**

Content: Citing data; Data Skills Modules; Secondary analysis; Guide for students; Using survey data



Home > Use data > Teaching with data > Teaching resources

## Teaching resources

This section provides practical information, exemplars, and tips for using data in teaching, including ideas for using data in teaching, practical advice on sharing data with students, teaching resources and teaching case studies.

You can also visit our [UK Data Service community forum](#) for peer-to-peer support and information on teaching with data.

Teaching and learning guides	Qualitative/mixed methods resources	Quantitative resources	Discover teaching datasets	Making your own teaching data
------------------------------	-------------------------------------	------------------------	----------------------------	-------------------------------

SHARE

### Our teaching and learning guides

We have a growing range of teaching resources which can be used in a class situation or for self-paced learning. These include:

- online teaching modules on using data and data collection methods
- hands-on workbooks
- resources for teachers, providing practical advice and plans

Discover our [teaching and learning guides](#).

### Looking to help students find data on our website?

The video below shows the five main ways users can find data on the UK Data Service

Advice and training

Guides

Video tutorials

Data in use

Citing data

Secure Lab

Teaching with data

Register your class

Teaching resources

Ideas for teaching

Student resources

Secondary analysis

LOGIN /

DISCOVER UK DATA

Search bar

Data Web



HIGHLIGHTED TEACHING RESOURCE

Folk devils and moral pani

Based on Stan Cohen's clas pioneering study into youth c resource is for use in A-level undergraduate social scienc



Data Service



Home > Use data > Teaching with data > Teaching resources > Qualitative

## Teaching resources

This section provides practical information, exemplars, and tips for using data in teaching, including ideas for using data in teaching, practical advice on sharing data with students, teaching resources and teaching case studies.

Teaching and learning guides	<b>Qualitative/mixed methods resources</b>	Quantitative resources	Discover teaching datasets	Making your own teaching data
------------------------------	--	------------------------	----------------------------	-------------------------------

SHARE

### Qualitative teaching resources

- [The Last Refuge](#)

This teaching resource incorporates a selection of the qualitative material collected during the course of the Peter Townsend's 1950s Last Refuge study, which was a major investigation of long-stay institutional care for old people in Britain.
- [Pioneers of qualitative research](#)

Pioneers offers an insight into the backgrounds of researchers, motivations for undertaking particular pieces of research and some interesting observations about studying sociology in the 1960s, 1970s and 1980s. A series of interviews were carried out with the pioneering researchers themselves and excerpts are available through Pioneers. This resource contains a series of teaching worksheets which highlight selected extracts and ask questions relating to a theme.
- [Interview methods](#)

This resource provides brief summaries of some of the different ways in which researchers use interviewing methods to collect collect qualitative data. Each summary is accompanied by an illustrative data sample from the extensive collections held by the UK Data Service.



#### RELATED LINKS

ESRC Quantitative Meth

UK Data Service

**Student resources**

**Secondary analysis**

during the course of the Peter Townsend's 1950s Last Refuge study, which was a major investigation of long-stay institutional care for old people in Britain.

- [Pioneers of qualitative research](#)

Pioneers offers an insight into the backgrounds of researchers, motivations for undertaking particular pieces of research and some interesting observations about studying sociology in the 1960s, 1970s and 1980s. A series of interviews were carried out with the pioneering researchers themselves and excerpts are available through Pioneers. This resource contains a series of teaching worksheets which highlight selected extracts and ask questions relating to a theme.

- [Interview methods](#)

This resource provides brief summaries of some of the different ways in which researchers use interviewing methods to collect collect qualitative data. Each summary is accompanied by an illustrative data sample from the extensive collections held by the UK Data Service.

- [Non-interview methods](#)

This resource provides brief summaries of some of the different ways in which researchers can collect qualitative data, including focus groups, diaries, online data collection, and visual methods.

- [Using psychosocial approaches](#)

This resource showcases two archived collections which have used a psychosocial method: Hollway and Jefferson's Gender Difference, Anxiety and the Fear of Crime and Hollway's Becoming a Mother. The resource has a range of activities that can be used in the classroom or for self-paced learning.

- [Teaching sociology with archived data](#)

These materials have been created for teaching sociology with archived data. They include a tutor's resource, tutor's feedback sheets for marking, as well as the project report pages and case study. They can be adapted as needed.

- [Folk devils and moral panics](#)

This teaching resource is based on Stan Cohen's classic and pioneering study into youth culture, and how particular social groups are marginalised when they are

RESOURCE

**Folk devils and moral panics**  
Based on Stan Cohen's classic and pioneering study into youth culture, and how particular social groups are marginalised when they are  
This resource is for use in undergraduate social



RELATED LINKS

ESRC Quantitative M



# Teaching resource: Folk devils and moral panics

Interview methods

Non-interview methods

The Last Refuge

Psychosocial approaches

Sociology

BCS70 Malaise Inventory

Pioneers

**Folk devils and moral panics**

Using this resource

Background

Folk devils

Perspectives

Thinking beyond

References

Acknowledgements

## "Based on Stan Cohen's classic and pioneering study into youth culture"



SHARE

On Easter bank holiday in 1964 in Clacton-on Sea thousands of young people from the Mods and from the Rockers gangs descended on Clacton beach. The media reported a major riot in Clacton.

Later in the year on Whitsun bank holiday weekend the groups descended upon the beaches of Brighton and Margate. Once again the media reported riotous and criminal behaviour and numerous arrests.

Stan Cohen was a young PhD student at the time and he went along out of curiosity to the Brighton gathering. He found that despite the size of the gathering, behaviour was in actual fact rather tame in comparison to the media reports.

This teaching resource is based on Stan Cohen's classic and pioneering study into youth culture, and how particular social groups are marginalised when they are perceived as a

LOGIN /

DISCOVER UK



Data





## Teaching Case Studies

### [Upskilling social scientists in big data: 'Encounters' summer schools](#)

**Author:** Louise Corti, Chris Park, Sarah King-Hele, Peter Smyth

**Institution:** University of Essex, UK Data Service

**Date:** 22 November 2017

### [Introductory big data training for social scientists](#)

**Author:** Louise Corti, Sarah King-Hele

**Institution:** University of Essex, UK Data Service

**Date:** 22 November 2017

### [Secondary data used to provide up-to-date empirical background to theories](#)

**Author:** Steve McKay

**Institution:** University of Lincoln

**Date:** 10 September 2015

### [Using qualitative data to explore the labour market](#)

**Date:** 10 July 2012



# Data by theme

SHARE

The UK Data Service has web pages to aid researchers looking specifically for data on particular themes:

## About our data

### Key data

#### • Data by theme

Ageing

Crime

Education

Environment and energy

Ethnicity

Health

Housing

Information and communication

Labour

Poverty

## Data by geography

## Open data



### Ageing

Ageing is the accumulation of a wide range of changes experienced by a person over time, including physical, psychological, and social factors. In particular, given the rise in life expectancy, there has been increasing focus on the social factors of ageing e.g. longer working hours, pensions, issues related to health and quality of life. Equally, social inequalities caused by increasing longevity also raise a complex set of challenges for policy makers. The UK Data Service holds a variety of data collections related to ageing, from key government and longitudinal surveys to international indicators and qualitative historical interviews.



### Crime

'Crime' encompasses a wide range of issues that lie within the remit of several academic disciplines, including sociology, psychology, law and economics. As a theme, crime may cover various topics, ranging from contemporary concerns over youth gangs and anti-social behaviour, through 'white collar' and corporate crime, including crimes against the environment to serious violence. Crime-related data held by the UK Data



LATE  
RELE  
Pove  
A sui  
lookin  
and s  
➔



# Ageing

About our data

Key data

Data by theme

Ageing

Crime

Education

Environment and energy

Ethnicity

Health

Housing

Information and communication

Labour

Poverty

Data by geography

Open data

How to access

Other providers

Explore online

Data access policy



Key data

Discover

Analysing

Research

Resources

SHARE

Whilst there is a wealth of data on ageing, a number of studies are regarded as 'key' in the UK – either through their subject/geographical coverage, their use of standard measures, their longevity, their usage among the research community or because they are used to create 'official' figures.

The majority of the data described are known as 'raw', 'primary' or 'source' data in the sense that they represent information that has been collected 'first-hand'; they are original data sources which may then be used for 'secondary' analysis by researchers not involved in the data collection process. The majority of these data are anonymised because they describe the attitudes, behaviour, circumstances and personal details of the individuals being studied. These [types of data](#) are heavily used by the academic and government research communities.

The UK Data Service provides access to the following primary data sources:

Study name	Coverage	Topics
<a href="#">Boomers and Beyond:</a>		life styles

LOGIN / REG

DISCOVER UK DATA SE

Search bar

Data Website

QUICK ACCESS TO

Ageing

Crime

Education

Environment and energy

Ethnicity

Health and health behavior

Housing and local environ

Information and commun

Labour market

Poverty and social exclus

RELATED LINKS

THE BRITISH ACADEMY DEI  
The Best Years of our Lives? I  
Brain and Well-Being

STUDIES (69)

SERIES (4)

Date from:

1753

Date to:

2018

Refine date

Topic:

Data Type:

Qualitative and mixed methods data ×

Access:

Country:

Displaying 1 - 3 of 3 results for 'Keyword:TEACHING PACKAGES'

Page 1 of 1

Results per page:

10

Sort by:

Relevance

SN 6965 | [Qualitative Study of Democracy and Participation in Britain, 1925-2003: Teaching Data](#)

Haynes, Jo

SN 6963 | [British Migrants in Spain: the Extent and Nature of Social Integration, 2003-2005: Teaching Data](#)

Haynes, Jo

SN 6964 | [Consumption, Lifestyle and Identity: Reading the New Men's Lifestyle Magazines, 1985-1997: Teaching Data](#)

Haynes, Jo

UK Data Service  
Discover



Discover

Variable and question  
bank

QualiBank

Collection title +

Resource type +

Open / Closed +

Date +

Sex +

Age group +

Socio-  
economic  
status +

Region +

- [About us](#)
- [Get data](#)
- [Use data](#)
- [Manage data](#)
- [Deposit data](#)
- [News and events](#)

Discover > QualiBank

# QualiBank

Search and browse qualitative surveys, interviews and open-ended questions.

Search our qualitative data and related resources

GO

[Reset filters](#)

[Clear search](#)

[Auto-complete](#)

[Copyright](#)

[Collections](#)

[Help](#)

Discover

Variable and question bank

QualiBank

Collection title +

Resource type +

Open / Closed +

Date +

Sex +

Age group +

Socio-economic status +

Region +

Search and browse qualitative surveys, interviews and open-ended questions.

typhoid

GO

Reset filters

Clear search

Auto-complete

Copyright

Collections

Help



Extract



Image



File



Audio

Results per page: 10



Displaying 1-10 of 20 results

1 2



Report: 1st Armoured Division Morale Report for period 1 May - 30 Sep 47  
SN7465 Morale and Home Intelligence Reports, 1941-1949

... at release was joyfully received by those effected. Pre-release and resettlement courses are popular. 12. Health On the whole has very good. Amongst tps in PALESTINE there have been 8 cases of Infantile Paralysis (2 fatal; 4 cases of Typhoid (1 fatal) end a sma number...

[Access this collection from DI](#)



Report: Morale Report for the week of March 21 - March 27 1943  
SN7465 Morale and Home Intelligence Reports, 1941-1949

... at the amount of rheumatic fever he has seen as well as a few cases of coronary thrombosis. There is mention made of the death c  
Lieutenant from typhoid fever. Under the general category of health, there is specific mention of the necessity for dental care, (File N



Discover

Variable and question  
bank

● QualiBank

Create citation

[Discover](#) > [QualiBank](#) > [Document](#)

## Interview with Mrs. Omison

[External resources](#) | [Collection documentation](#)

[Access thi](#)

### DETAILS

Collection ID (SN): 2000  
 Title: [Family Life and Work Experience Before 1918, 1870-1973](#)  
 Principal investigator: Thompson, P., University of Essex. Department of Sociology  
 Lummis, T., University of Essex. Department of Sociology  
 Sex: Female  
 Age group: 75-84  
 Socio-economic status: Routine  
 Region: North West  
 Licence: [Creative Commons Attribution 4.0 International License](#)



[+ Additional metadata](#)

### INTERVIEW TRANSCRIPT

R: 149 Lee Gate, Harwood, Bolton.  
 I: And your marital status? You're a widow, are you?  
 R: Yes

R: Oh yes, that was done. The Maypole dances.

I: Where did they have the Maypole?

R: Well of course I remember St. Osyth Priory - I lived just inside St. Osyth then you see, my father and mother moved from Angers Green to - I told you about the barracks - we moved there when I was - not more than about two I suppose.

I: And you lived on there for quite a while didn't you?

R: I lived there 'til I got married. Yes.

I: Why did they make that move?

R: Well, of course they moved - lived in a house at Angers Green, I don't know who that belonged to but then of course as these barrack cottages became vacant I mean the farmer usually put his men in them you see. That was why my father moved 'cos-;

I: It wasn't because he changed his employer?

R: Oh no, the house went with the job you see.

I: And at St. Osyth in Priory they used to have a Mayday do did they?

R: Oh yes. Well they had - a lot of big do's there when I was a kid, I mean, I belonged to the Sunday school, I used to have all their treats there - their summer treats you know. And of course the woman then who had it - was a very rich woman you see those days, I mean they had about seventeen gardeners and - and seventeen or eighteen indoor staff.

---

## RELATED RESOURCES

### Related external resources

[XML TEI Transcript](#)

[XML QuDEX metadata](#)

[Web Resource: Abstract of the Edwardians book](#)

### Related audio

[Audio extract from Interview with Mr. Keble](#)

[Audio extract from Interview with Mr Keble](#)

### Related images

[Image relating to the Edwardians](#)



I: Did he ever look after you while your mother went out?

R: No, no. me mother never had a chance to go out. If there was anything on at the school and we took part in never could go.

Cancel

1 extract selected

RETRIEVE CITATION

### Citation

A unique citation reference has been generated based on your selection.

```
Thompson, P., University of Essex. Department of Sociology, Lummis, T.,  
University of Essex. Department of Sociology: "Interview with Mrs. Omison"  
in "Family Life and Work Experience Before 1918, 1870-1973" 7, UK Data Service  
[distributor], 2009-05-12, SN:2000, Para. 186. http://dx.doi.org/10.5255/UKDA-SN-2000-1, https://discover.ukdataservice.ac.uk/QualiBank/Document/?
```

#### Select the text above

You can copy and paste this citation as required in your outputs. This citation includes a URL which will link directly back to this page, where the cited text will be highlighted.

Show preview of citation URL in action

# Dissertations and their data: promoting research integrity in undergraduate projects



 UK Data Service

ukdataservice.ac.uk

 UK Data Service

[https://www.ukdataservice.ac.uk/media/622144/dissertations\\_and\\_their\\_data\\_promoting\\_research\\_integrity.pdf](https://www.ukdataservice.ac.uk/media/622144/dissertations_and_their_data_promoting_research_integrity.pdf)



## Advice and training

## Guides

## Video tutorials

## Data in use

## Citing data

## Secure Lab

## Teaching with data

## ● Student resources

[Data collection](#)[Getting started](#)[FAQs](#)

## - Dissertation award

## Data Skills Modules

## Secondary analysis

[Home](#) > [Use data](#) > [Student resources](#) > [Dissertation award](#)

## Dissertation Award

SHARE

### UK Data Service Dissertation Award 2020-21

We are open for entries for 2020-21.

The UK Data Service Dissertation Award recognises outstanding undergraduate dissertations on social science topics that include excellent reuse of data.

In 2020-21, we will give awards for the three best dissertations from this academic year. Each winning entry will receive a £300 voucher and publicity via our website, blog and Newsletter.

#### Eligibility

Entries to the award are open to undergraduate students at UK universities writing dissertations:

- on social science topics
- using data available via the UK Data Service
- submitted in the 2020-21 academic year

Family members of staff working for the UK Data Service at any institution are not eligible to enter.

#### How to enter

To enter, students complete the [Dissertation Award entry form](#).

Using their institutional email address, email the completed form to [ukdstraining@manchester.ac.uk](mailto:ukdstraining@manchester.ac.uk)

The deadline for submissions is 12.00pm (lunchtime) on **1 July 2021**. Submissions received after this date will not be accepted.

#### The judging process

A shortlisting panel will use the completed entry forms to shortlist a number of finalists for

We expect to run as normal a service as possible during this COVID-19 (Coronavirus) emergency. Please [visit our COVID-19 page](#) for the latest information.

[LOGIN](#) / [REGISTER](#)[DATA CATALOGUE](#) [GO](#)

#### UK DATA SERVICE NEWSLETTER



Subscribe for consolidated quarterly updates from the UK Data Service

[SUBSCRIBE](#)

# Upcoming events

- 29 Sep, 3-4 pm: Social Network Analysis: Techniques and Methods of Analysis
- 1 Oct: The Catalogue of Mental Health Measures: Discovering the depths of mental health data in UK longitudinal studies
- 8 Oct, 3-4pm: Data in the spotlight: UK and cross-national surveys
- 15 Oct, 3-4pm: Data in the spotlight: Longitudinal data
- 21 Oct, 3-4pm: Data for dissertations
- 22-23 Oct: COVID-19 Data Dive: Exploring the social and economic impacts of the pandemic
- 22 Oct, 3-4pm: Data in the spotlight: Census and population studies
- 26 Oct, 3-4pm: Data in the spotlight: Qualitative and mixed methods data
- 5 Nov, 304pm: Data in the spotlight: International time series databanks
- 12 Nov, 3-4pm: Introduction to the UK Data Service
- 24 Nov: Labour Force and Annual Population Surveys User Conference 2020 (online)
- 26 Nov, 3-4pm: Getting started with secondary analysis
- 3 Dec, 3-4pm: Data management basics
- 8 Dec: Crime Surveys User Conference 2020 (online)
- 10 Dec, 3-4pm: Depositing your data with Reshare

# Questions

UK Data Service  
University of Essex  
Wivenhoe Park  
Colchester  
Essex CO4 3SQ

Maureen Haaker  
[mhaak@essex.ac.uk](mailto:mhaak@essex.ac.uk)

Patty Doran  
[Patty.doran@manchester.ac.uk](mailto:Patty.doran@manchester.ac.uk)

To subscribe to UK Data Service emails:  
<https://www.jiscmail.ac.uk/cgi-bin/webadmin?A0=UKDATASERVICE>  
(or go to [www.jiscmail.ac.uk](http://www.jiscmail.ac.uk) and look for UK Data Service)

To follow UK Data Service on Twitter:  
@UKDataService

